GENERAL





PRODUCT CATALOGUE 2022

AIR CONDITIONERS LINEUP



FUJITSU GENERAL LIMITED



The FUJITSU GENERAL Way

Our mission

Living together for our future

Through innovation and technology, we deliver a brighter future with peace of mind to our customers and societies around the world.

Our philosophy

Act spontaneously

We embrace new challenges by investing in ourselves for personal growth, and through continuous creativity with a spontaneous attitude.

Develop or team

We respect and value our people, and optimize their abilities through fostering culture and diversity, and utilizing a collaborative effort focused on communication.

Value integrity

To achieve our goals, we always act with integrity and shared ethics.

CONTENTS

004 OUR MESSAGE

Innovation and Technology

006 Sustainable
008 Cleanliness
010 Future
012 Comfort
014 Control
016 Design

018 History
020 Worldwide Locations
022 Global Business Activities
024 Project References
026 Global Development & Production Bases
028 High-Quality Development & Production Facilities
030 2022 New Products

034 SOLUTIONS

036 For Light Commercial Use
044 For Commercial Use
046 For Residential Use

PRODUCT LINEUP

SPLIT & MULTI-SPLIT
VRF
VENTILATION
CONTROL SYSTEM & OPTIONAL PARTS
AIR TO WATER

SUPPORT

Sp-002 AIRSTAGE™ Support
Sp-004 AIRSTAGE™/RAC Support Tool
Sp-006 WATERSTAGE™ Support Tool
Sp-008 Quick Service & Maintenance
Sp-010 Service Tool
Web Monitoring Tool

OUR MESSAGE



for Sustainable

for Cleanliness

for Future

Innovation & Globalization

for Comfort

for Control

for Design

We create comfortable lives for people around the world with "made-in-Japan quality" and innovative manufacturing.

- History
- Worldwide locations
- Global business activities
- Project references
- Global development & Production bases
- High-quality development & Production facilities

Sustainable



Sustainable management

We see the challenge of expanding our business by contributing to the realization of a sustainable society as a core element of our growth strategy, and we are working on "sustainable management, " based on the three pillars of "harmonious coexistence with our planet," "social contribution," and "care for employees."

Basic policy on sustainable management

The sustainable development goals (SDGs) of the UN will drive business creation in the coming years. The key principle of the SDGs, "Leave no one behind," is synonymous with our own corporate philosophy of "Living together for our future." The promotion of sustainable management is carried out from a medium- to long-term perspective, with a promise to shape a sustainable society for the children and society of the future. We will pursue business growth by accelerating this transformation.



Key Initiatives

Planet (Harmonious coexistence with our planet)

- Contributing to global warming mitigation measures
- Contributing to a circulating society

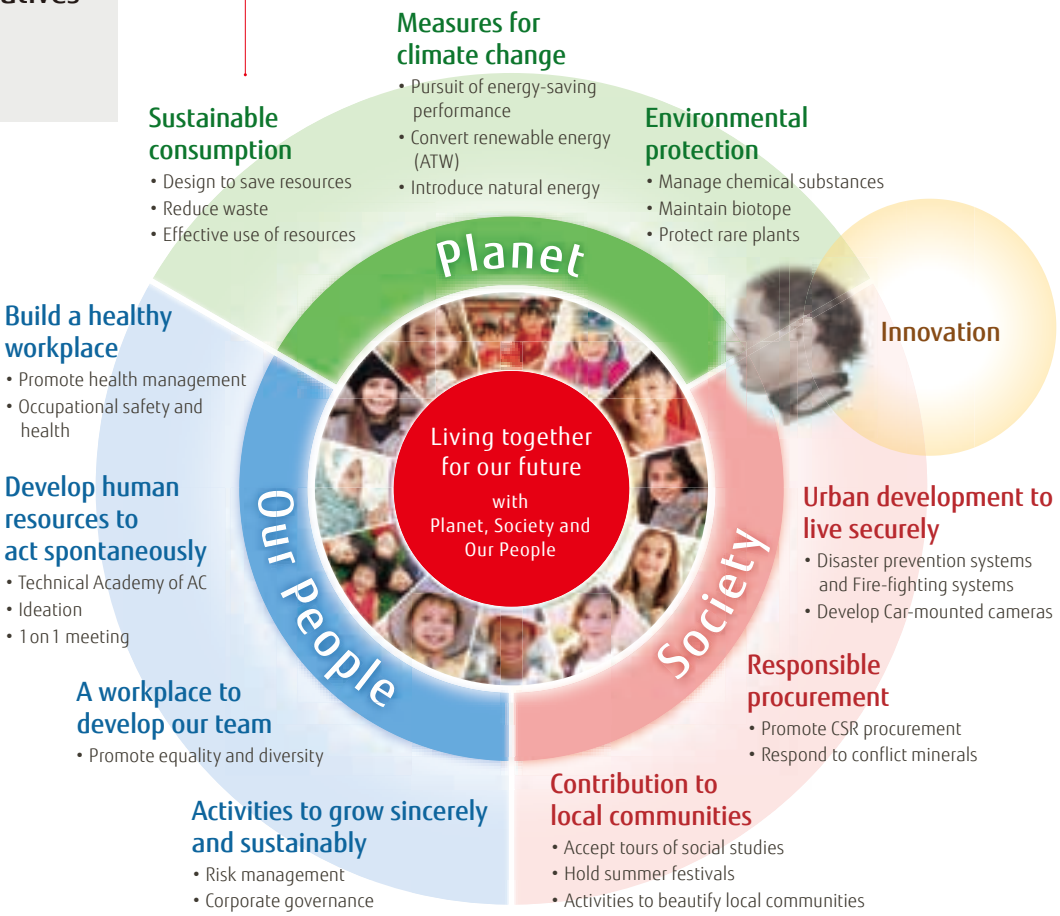

Our People (Care for employees)

- Strategic implementation of health and productivity management
- Creating flexible work styles under COVID-19
- Enhancing human resource development

Society (Social contribution)

Fostering innovation to address social issues (Providing a healthy, clean, and safe society and environment)

Cleanliness



Think about air quality

Fresh air is essential for comfortable air conditioning. Fujitsu General offers a wide range of air conditioning products with air purification functions, such as ventilation systems equipped with high-performance filters and heat exchangers.

Collecting dust particles to clean the air



Silver Ion

Silver Ion Filter

The Silver ion filter helps to keep indoor air free from viruses, bacteria and molds.
Notice: Not a result of experiments in an actual use environment. Silver ion filter inhibits activity or growth of microorganism, but do not prevent infection.

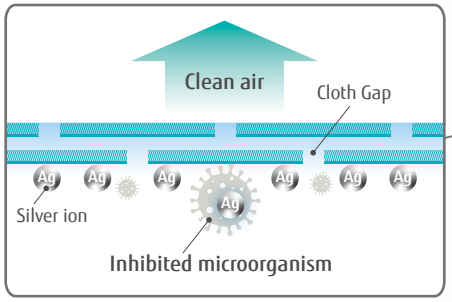

Plasma

Plasma Air Clean

Air passing through the indoor unit is cleaned by a built-in electrostatic dust collector. Pollen, house dust and other tiny pollutants are collected and removed with static electricity.

Generating low concentration ozone

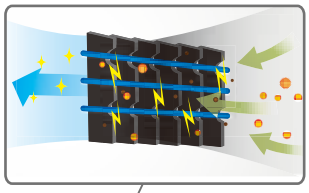



AF

Apple-catechin Filter

The Apple-catechin filter uses static electricity to remove fine particles and dust from the air.



Different filters are used on each side

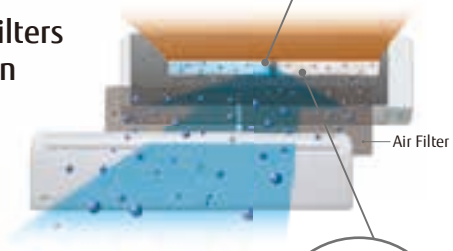

ION

Ion Deodorization Filter

Deodorizes the air by decomposing absorbed odors using the oxidizing and odor-reducing effects of ions generated by ultra-fine particle ceramic.



Ventilation with adequate airflow with reduced temperature changes

Heat Exchange Ventilation

When a room is cooled or heated, the exhausted cooling or heating energy is recovered by heat exchange ventilation.



Heat exchanger



Adopts a high-efficiency counterflow heat exchange element

Air handling unit

The Air handling units connected to Fujitsu General's AIRSTAGE™ system are equipped with technology that provides high energy efficiency and superior comfort to meet the most stringent air conditioning requirements and installation conditions.



Future



The Green refrigerant

Throughout our research and development process, we are constantly striving to create products that we can be proud of in the future. The technologies we have cultivated through these efforts are incorporated into our environmentally friendly products, and are recognized in the European market, which has extremely strict environmental regulations.

R32 refrigerant with reduced global warming potential

- **Zero** Ozone Depletion Potential (ODP*1)
- High environmental properties
- High performance
- Economically efficient

*1 **ODP (Ozone Depleting Potential):** a relative value that indicates the impact per unit weight of ozone-depleting substances released into the atmosphere when CFC-11 (trichlorofluoromethane, CCl3F) is fixed at 1.0

*2 **GWP (Global Warming Potential):** a measurement that indicates how much other greenhouse gases are capable of warming the Earth based on carbon dioxide This is the integrated value of radiant energy given to the Earth (i.e., the estimated impact on global warming) expressed as a ratio to CO2.

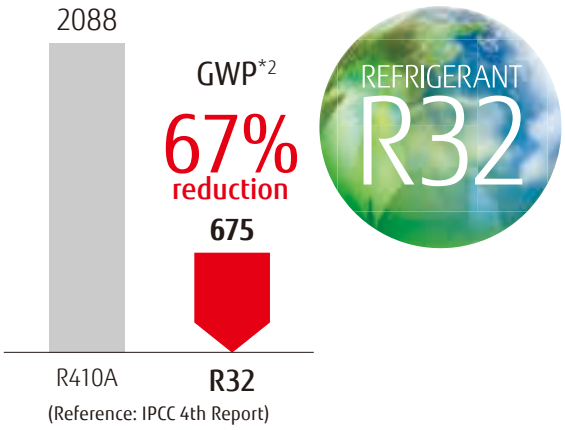

Our pioneering efforts to create a green future

Fujitsu General follows the EU Climate Action Plan 20/20/20 by 2020.

20% Less primary energy use

Fujitsu General's energy-efficient air conditioners are designed to consume less electricity, thus reducing primary energy usage.

20% Less CO_2 emissions

Fujitsu General products closely follow the F-Gas regulation 517/2014/EU.

20% Coming from renewable energy

Fujitsu General is promoting air sourced heat pumps as renewable energy source heating systems

New energy labelling requirement 626/2011/EU
Our air conditioners have reached the **"Class A+++"** ranking, the highest energy efficiency level that is now shown on energy labels in Europe.

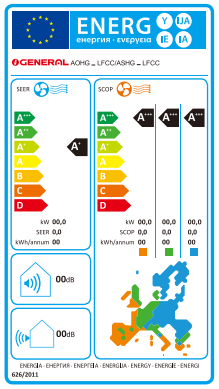

	SEER (Cooling operation)	SCOP (Heating operation)
A+++	SEER ≥ 8.50	SCOP ≥ 5.10
A++	6.10 ≤ SEER < 8.50	4.60 ≤ SCOP < 5.10
A+	5.60 ≤ SEER < 6.10	4.00 ≤ SCOP < 4.60
A	5.10 ≤ SEER < 5.60	3.40 ≤ SCOP < 4.00
B	4.60 ≤ SEER < 5.10	3.10 ≤ SCOP < 3.40
C	4.10 ≤ SEER < 4.60	2.80 ≤ SCOP < 3.10
D	3.60 ≤ SEER < 4.10	2.50 ≤ SCOP < 2.80
E	3.10 ≤ SEER < 3.60	2.20 ≤ SCOP < 2.50
F	2.60 ≤ SEER < 3.10	1.90 ≤ SCOP < 2.20
G	SEER < 2.60	SCOP < 1.90

Less is more (Space / Noise / Refrigerant)

VRF outdoor units

AIRSTAGE J-IVL



Less Space

Improved installation flexibility

Our class-leading compact outdoor units range from 8 to 18 HP, and their flexibility in installation does not detract from the appearance of the building.

Installation area



Weight (18 HP model)



Less Refrigerant

Refrigerant saving design

The compact indoor unit, piping design, and optimization of heat exchanger volume significantly reduce the system refrigerant volume.

System refrigerant volume



By minimizing the amount of refrigerant, the refrigerant leak detector required under EN378 is no longer necessary.

Less Noise

Class-leading low operating sound

The outdoor units in this series are designed to operate extremely quietly. They are an ideal choice for installation in densely populated areas.

Sound power level (8 HP model)



*1: J-IV Series are compared with V Series 14/16/18 HP models. *2: J-IV Series 18 HP model is compared with V-IV Series 18 HP models. *3: E.g.) when 30 indoor units are connected to 1 system (Outdoor unit: 12 HP; Indoor unit: 1.1 kW × 30; Total pipe length: 277.5 m) • J-IV Series is compared with current Series. *4: J-IVL Series 8 HP model is compared with V Series 8 HP

Comfort



Comfortable airflow design

Pursuing the potential of air conditioners and true comfort, Fujitsu General has developed and commercialized numerous world-first technologies, and these concepts are reflected in the design of our products.



Cassette type 3D flow Series

3 individually controlled air outlet ports

The Comfortable airflow setting enables the right and left air outlet ports as well as the wide center port to work together to provide a comfortable room environment.

Cassette type One-way flow Series

Wide airflow range created by triangle design and large flap

A large flap with a wide range of movements, equipped with louvers arranged triangularly, sends air into every corner of the room.





Cassette type Circular flow Series

Unique circular flow design

This Series realizes a Circular Flow to blow a large airflow in a 360° direction by using a high-performance DC fan motor, turbo fan, and a unique seamless airflow louver design.

KX Series

Wall-mounted type

Comfortable airflow control to prevent the body from being exposed to direct airflow

Hybrid Airflow, which combines air currents of different temperatures and velocities, creates a comfortable space.

*2

DUAL BLASTER



*1, *2, *3, *4, *5

Comfort pursued through advanced technologies



Lambda heat exchanger*3



Power diffuser*4



Filter auto clean*5



Dual-fans*2



3 Air outlet ports*1

The dual-fans equipped with the flagship "nocria X" model optimally control airflow. The unique form brings a comfortable airflow to every corner of the room. The power diffuser opens the lower flap of the main unit and blows warm air downward to heat the room from the floor, increasing heating efficiency. The lambda heat exchanger improves the operating efficiency, contributing to the compactness of the indoor units. In addition, the automatic filter cleaning function that we have developed ensures ease of maintenance and operating efficiency. The "nocria X" airflow control system is also used in the cassette type, creating a comfortable space with three types of airflow. Fujitsu General's unique technology enables the system to create a comfortable space.

*1: Announced 2018. In room air conditioner for the home (Our company's investigation) *2: Announced 2012. In room air conditioner for the home (Our company's investigation) *3: Announced 1994. In room air conditioner for the home (Our company's investigation) *4: Announced 1991. In room air conditioner for the home (Our company's investigation) *5: Announced 2002. In the category of room air conditioners for the home (Our company's investigation).

Control

Operation from Anywhere

Using the Internet of Things (IoT), Fujitsu General is actively providing services that allow users to control their air conditioners from their smartphones. We are also expanding our open co-creation activities with external partners to deepen the development of new functions and services using IoT and artificial intelligence (AI) to develop safe and convenient air conditioners.



User-friendly screen display enables easy operation.

With the WLAN adapter and the FGLair app, you can control the heating and cooling of your home anytime, anywhere.

Should you forget to turn off the system before you leave home, you don't have to worry.

"FGLair" is a software application that allows users to control Fujitsu General air conditioners from anywhere outside with a mobile device while out or on the move.

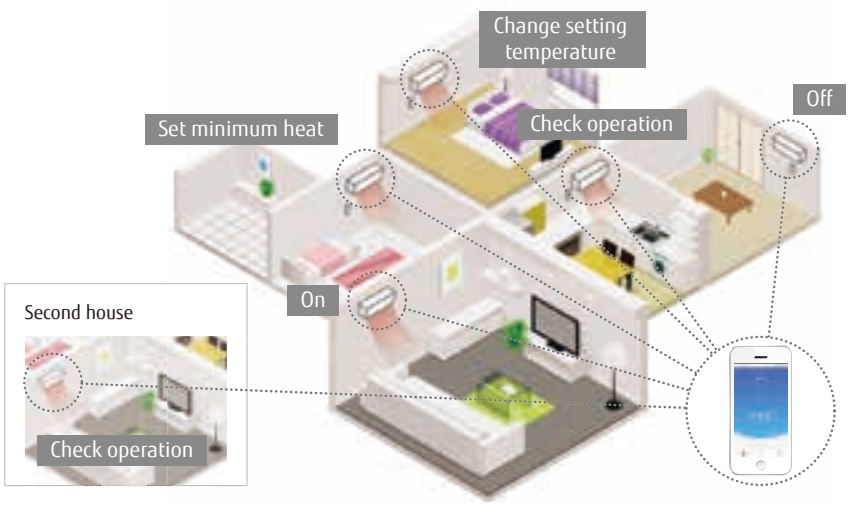

WLAN adapter

The dedicated WLAN adapter enables the air conditioner to be operated by smartphone or tablet PC from outside the home.



+

FGLair™

Download Free

Download on the App Store

ANDROID APP ON Google play



Compact wired remote controller

Large screen and simple display

- Large screen, yet compact in size
- Large, easy-to-read letters are used.
- The controls are simple and easy to understand.



Central remote controller for VRF system

The central remote controller uses a touch panel screen to display multiple menus on the top screen. Just touch the menu you want to operate, and the necessary window will pop up, and allow intuitive operation.

Remote monitoring and operation

The central remote controller enables monitoring and control of a tenant's air conditioner anytime, anywhere.



Design



Create a Beautiful Space

Fujitsu General offers a wide range of products for the European market, including models with unique textural designs, award-winning models that integrate with room interiors, and Cassette type models with different designs that match office spaces. We also have a lineup of models with elegant designs, such as the Ceiling type models with its beautiful curved surface.

KE Series

Wall-mounted type

KE Designer Series

We have designed this series exclusively for the European market. The exterior design harmonizes beautifully with any decor and adds comfortable elegance to the room. The light, elegant and three-dimensional expression achieved by the curved surface looks beautiful from any angle.





CMF: Color Material Finish

The texture of the front panel expresses the craftsmanship of Europe, and changes its expression with the changing light of the day.

Design award-winning products

Wall-mounted type, design Series



KG Series

GOOD DESIGN



KM Series

GOOD DESIGN



KP Series

reddot award 2019 winner

Light Elegant Design

New Ceiling type design

The light, elegant and three-dimensional expression achieved by the curved surface gives a sense of comfort and well-being.

reddot winner 2020



Different Cassette type Designs



Compatible with grid ceiling systems
Compact cassette Series
for grid ceiling



Beautiful design from any angle
Cassette type Circular flow Series
White panel



For ambience with dimmed lighting
Cassette type Circular flow Series
Black panel

History Yaou Shoten Ltd. established in 1936

Overseas air conditioning business since 1971

Starts air conditioning business in Japan in 1960

1971 Air conditioner exports to the Middle East.

1977 "Super Power, Super Quiet" Series released

1982 Window type 3 Super Series released

AL/AX Series



1985 Large wall-mounted type and multi-split air conditioner released.

*1,*2 **1991** World's first air conditioner equipped with lambda heat exchanger

1994 World's first air conditioner with power diffuser

2001 AIRSTAGE™ Series released VRF air conditioners for large buildings

AIRSTAGE™



*3 **2002** Air conditioner with the world's first automatic self-cleaning filter system

nocria™



2004 Standalone Compact VRF AIRSTAGE™ J Series released



AIRSTAGE J

2006 VRF Heat Pump type Maximum 42 HP AIRSTAGE™ V Series released

AIRSTAGE V



2009 VRF Heat Pump Modular type Maximum 48 HP AIRSTAGE™ V-II Series released

2009 Air to water system released

WATERSTAGE™



1950 ~ 1970 ~ 2000 ~

Manufacturing Company Establishment

1955 Head Office established in Kawasaki

1964 Electronic components factory in Ichinoseki



1977 Air conditioner manufacturing company in Hamamatsu (now Hamamatsu business office)

1991 Air conditioner manufacturing company in Thailand

1994 Air conditioner manufacturing company in Shanghai, China

1998 Air conditioner motor manufacturing company in Thailand

2006 VRF air conditioner manufacturing, sale, and service company in China

2007 Air Conditioner Technology Building becomes operational on the premises of the Kawasaki Headquarters. Air conditioner R&D Center in Kawasaki

2009 Compressor Factory begins operation in Thailand



Fujitsu General (UK) Co., Ltd. (UK)



Fujitsu General (EURO) GmbH

Sales & service maintenance company established

1976 North America sales company

1977 Europe sales company (UK)

1978 Australia sales company and Europe sales company (Germany)

1980 Brazil sales company

1997 Asia sales company (Singapore)

1998 Middle East sales company (UAE) and New Zealand sales company

2000 Air conditioner manufacturing and sale technical partnership in India

2002 Taiwan sales company

2006 China sales company

*1: Announced 1991. In room air conditioner for the home (Our company's investigation) *2: Announced 1994. In the category of room air conditioners for the home (Our company's investigation).
*3: Announced 2002. In the category of room air conditioners for the home (Our company's investigation).

2010 ~

For Light commercial use

2011 High energy-saving type AIRSTAGE™ J-II Series released

2014 Compact & lightweight outdoor unit AIRSTAGE™ J-IIS equipped with a single fan for improved ease of installation

2016 Compact VRF AIRSTAGE™ J-III Series with advanced energy efficiency and easy installation released

2017-19 Compact VRF AIRSTAGE™ J-IIIL Series for light commercial use released

2020 Compact & lightweight outdoor unit AIRSTAGE™ J-IVL, J-IV, J-IVS Series released

*4



2019
New cassette style released
Cassette type 3D flow Series

For Commercial use

2012 Heat Recovery Modular type AIRSTAGE™ VR-II Series Maximum 48 HP released

2014-15 Heat Pump Modular type AIRSTAGE™ V-III Series Maximum 54 HP for large buildings released

2020 Heat Recovery type AIRSTAGE™ VR-IV Series Maximum 48 HP released



2020
AIRSTAGE™ Air handling unit released

For Residential use

2011 Hi-spec Design model LT Series & LU Series released

2017 Flagship Wall-mounted type "nocria X" released

2017-19 Added to this lineup recently are the environment-friendly R32 refrigerant models. (Split & Multi-split type)

*5



2022 What's New

For Light commercial use



One-way Flow type

AIRSTAGE

2021-22 New Indoor units released for easy installation.



Wall-mounted type



High Static Pressure Duct

For Commercial use

AIRSTAGE V-IV

Release of new products with energy-saving operation.



For Residential use

REFRIGERANT R32

Split & Multi-split
New products released for easy installation.



2012 Joint venture in Thailand to manufacture compressors



2016 Commercial use air conditioner R&D Center in Thailand



2019 New building constructed at Kawasaki Head Office to strengthen development capabilities:

Base for creating new value by combining internal and external knowledge



2020 Building IoT-based manufacturing

Implementing a real-time IoT system to instantly visualize and analyze various information



Fujitsu General (Thailand) Co., Ltd. (Thailand) Factory-2

2016 THE AIRSTAGE™ on Broadway in New York



*4: Announced 2018. In room air conditioner for the home (Our company's investigation) *5: Announced 2012. In room air conditioner for the home (Our company's investigation)

Worldwide locations

Under a system of five bases in Europe, the Middle East, Asia and Oceania, North and South America, and Japan, the company promotes Globalization from a worldwide perspective while emphasizing the actual conditions in each region.



JAPAN Head Office



Technology research building (Japan)



18 Overseas Sales Companies



Fujitsu General Sales & Trading (Shanghai) Co., Ltd.



Fujitsu General (Taiwan) Co., Ltd. (Taiwan)



Fujitsu General (Thailand) Co.,Ltd. Bangkok Office (Thailand)



Fujitsu General (Asia) PTE. Ltd. (Singapore)



Fujitsu General (EURO) GmbH (Germany)



Fujitsu General Air Conditioning (UK) Ltd. (U.K.)



Fujitsu General Commercial Air Conditioning Italia S.p.A. (Italy)



Fujitsu General (India) Private Ltd. (India)

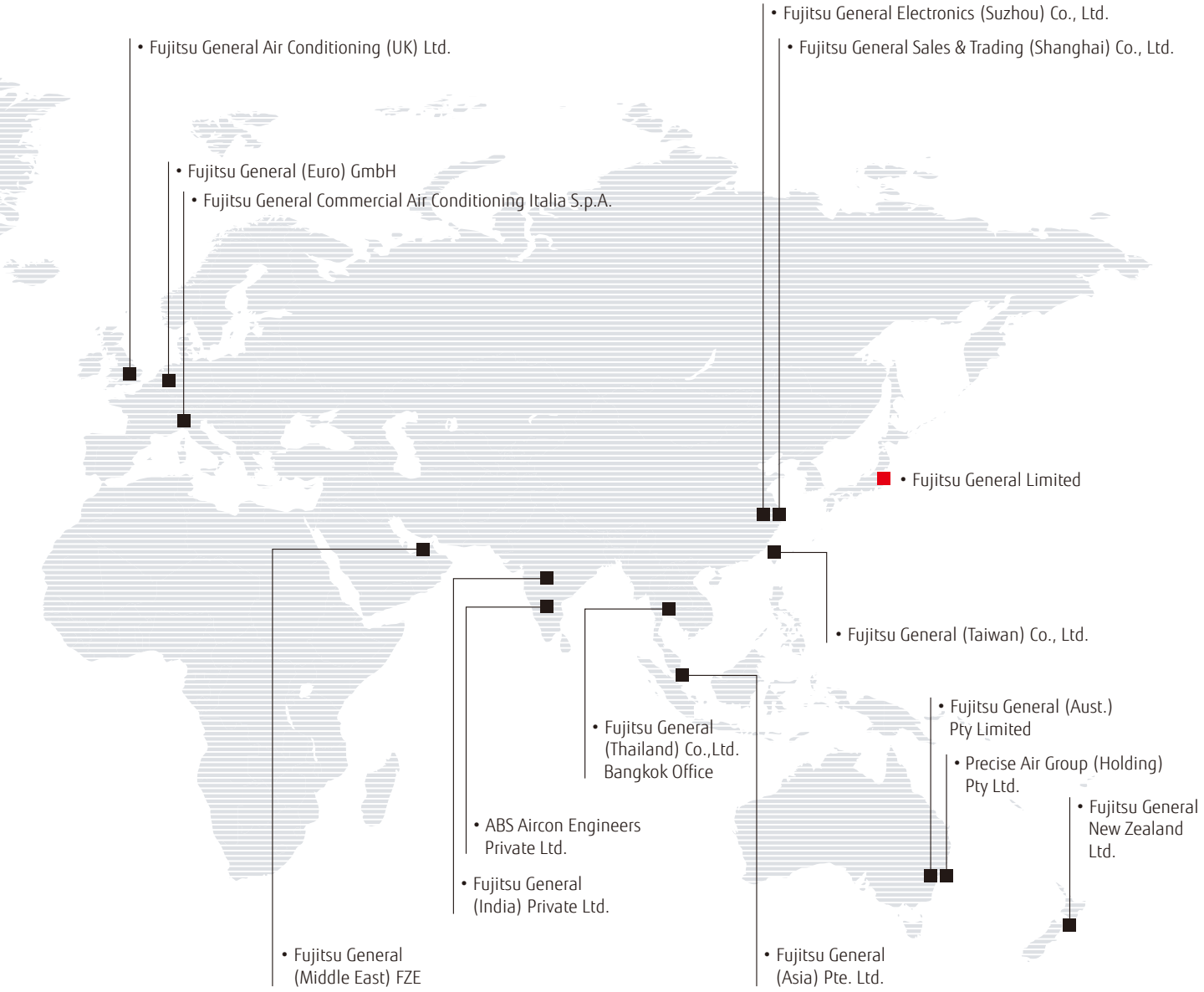


Fujitsu General (Aust.) Pty Ltd. (Australia)


Precise Air Group (Holding) Pty Ltd. (Australia)


Fujitsu General New Zealand Ltd. (New Zealand)


Fujitsu General (Middle East) FZE (U.A.E.)


FUJITSU GENERAL SOLUTION CENTER "THE AIRSTAGE" (U.S.A.)


ABS Aircon Engineers Private Ltd. (India)


Fujitsu General Do Brasil Ltda.(Brasil)


Fujitsu General America, Inc. (U.S.A.)

Global business activities

We have been recognized for our activities in advertising, human resource development and customer service, as well as for our community-based social contribution activities in each region, winning numerous awards and achieving a high level of customer satisfaction.

North and South Americas



AHR Expo



HVAC trade shows in Brazil


Distributor meeting


Call center

Middle East


Exhibition



Dealer Convention in Kuwait



Technical seminar


New product seminar

Europe



HVAC trade show in European countries


Presentation & training

International authoritative design awards


The NEWS Dealer Design Awards


Gold Award (Category: HVAC & PLUMBING) in Reader's Choice Awards


TOP OF MIND 2016 First prize in "MARCA DE EQUIPAMENTO DE AR-CONDICIONADO" category of "CLIMATIZACAO" division



Superbrands is the world's largest independent arbiter of branding.


The iF Product Design Award is given annually by iF International Forum Design GmbH for industrial products from around the world.

Asia



New product presentation meeting



HVAC trade show in European countries



Dealer convention in Thailand



The ACR Show



Oceania



HVAC trade show in Australia



Volunteer in Australia



Service & Maintenance



Training



Call center

PLUS X AWARD
High Quality
Design
Ease of Use
Functionality

The Plus X Award is the world's largest innovation award for technology, sports and lifestyle.

reddot winner 2020

A product design competition that has been held since 1955. Products that win the award are given the "Red Dot" seal, a sign of international recognition of quality.

Voted by Australians as the 'Most Trusted Brand – Air Conditioning Category 4 Years Running'



China State Construction Engineering Luban Prize

GOOD DESIGN

The Good Design Award is an award sponsored by the Japan Institute of Design Promotion, and is given once a year to items of outstanding design.

Project references

Introduced in over 50 countries worldwide

Highly popular for their excellent quality, energy efficiency, and ease of installation, Fujitsu General's products are installed in a wide range of buildings around the world, including high-rise office buildings, stores, hotels, public facilities, schools, hospitals, and residences.


1


2


3


4


5



6


7


8


9

For Light commercial use

1 Shop in Europe
2 Factory in Europe
3 School in Asia
4 Hospital in Asia
5 Office in Asia
6 Shop in Oceania
7 Office in Oceania
8 School in the Middle East
9 Public facility in the United States


10


11


12


13


16


14


15


17

For Commercial use

10 Public Square in Asia
11 Office in Asia
12 Hotel in Asia
13 Public facility in Asia
14 Apartment in Oceania
15 Apartment in Oceania
16 Hotel in the Middle East
17 Hotel in the Middle East


18


20


19


21

For Residential use

18 Villa in the Africa
19 Residence in Oceania
20 Residence in the United States
21 Villa in the Middle East

Global development
& Production bases

We have established R&D bases in five countries from Japan, Europe, Asia, China, and North America to pursue environmental properties and comfort according to the needs of each region.

- Head office
- R&D center
- Manufacturing companies



R&D center & Technology Research Building

R&D center in Fujitsu General (EURO) GmbH (Germany)

North America R&D Center (USA)

Fujitsu General Air Conditioning R&D (Thailand) Co., Ltd. (Thailand)



R&D center in Fujitsu General (Shanghai)



JAPAN Head office, R&D center and 60 m height difference testing tower (Japan)

Technology research building
in Japan Head office



Constructing IoT-based manufacturing
We are implementing a real-time IoT-enabled system to immediately visualize and analyze various information such as facility operating status, assembly line production progress, and parts inventory and transportation status. This will further enhance the accuracy of production and shipping forecasts in the Head Office and factory management departments. The system will also help improve activities by employees at production sites, with the aim of improving the efficiency of the production process, the efficiency of parts distribution operations, and the utilization rates of the facilities.

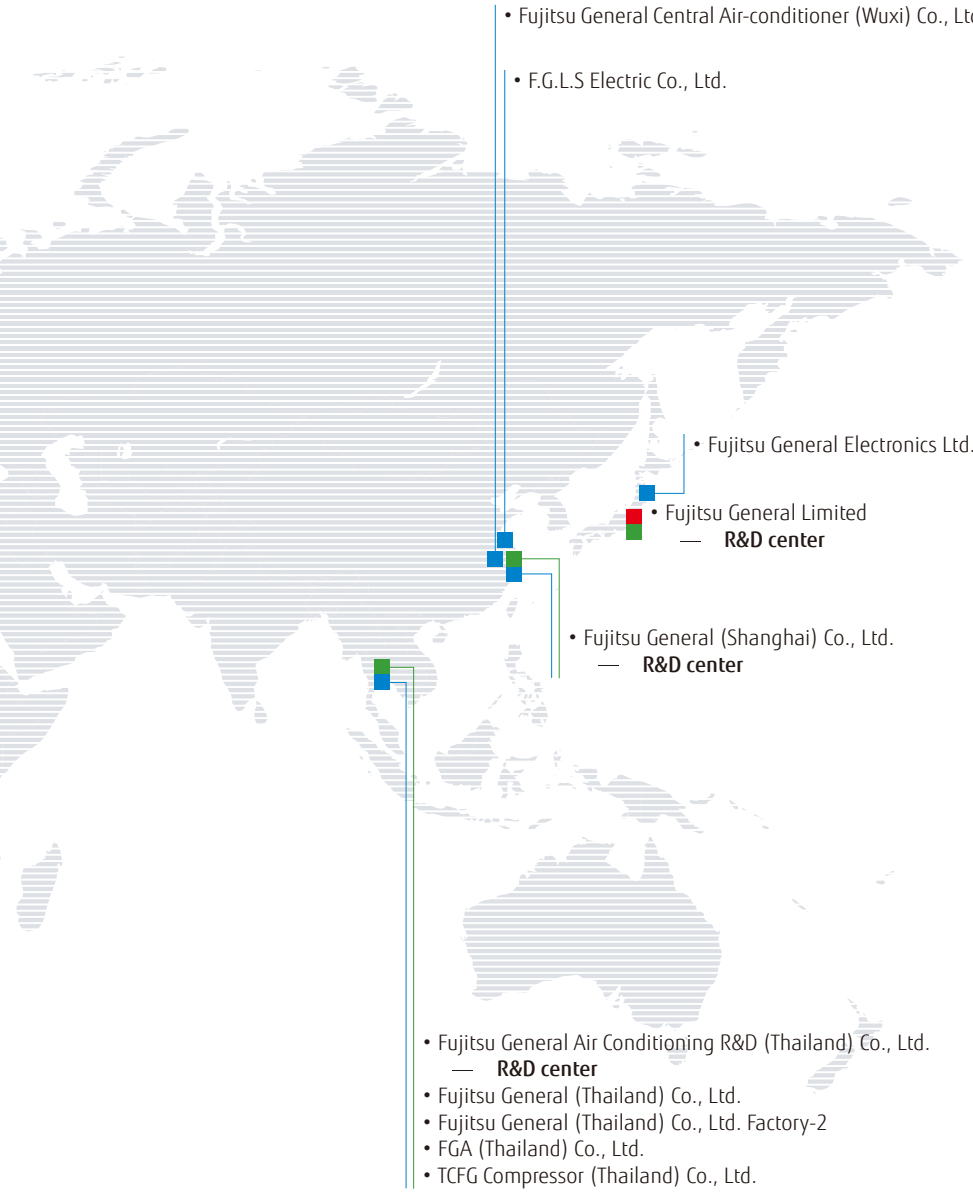

Overseas manufacturing companies


Fujitsu General (Shanghai) Co., Ltd. (China)


F.G.L.S. Electric Co., Ltd. (China)


Fujitsu General Central Air-conditioner (Wuxi) Co., Ltd. (China)


Fujitsu General Electronics Ltd. (Japan)


Fujitsu General (Thailand) Co., Ltd. (Thailand) Factory-2


Fujitsu General (Thailand) Co., Ltd. (Thailand)


Fujitsu General Air Conditioning R&D (Thailand) Co., Ltd. (Thailand)



FGA (Thailand) Co., Ltd. (Thailand)


TCFG Compressor (Thailand) Co., Ltd. (Thailand)

High-quality development
& Production facilities

Advanced Research Facilities and Equipment

Fujitsu General is one of Japan's leading manufacturers with R&D centers in Japan. The research and development conducted in these facilities contributes to providing our customers with the highest quality and performance.

Performance tests



Airflow measurement room
Measure the airflow of air conditioners, from compact room air conditioner models to variable refrigerant flow (VRF) systems.



Calorimeter
Measure the temperature, humidity, and airflow at the inlet and outlet of the air conditioner to evaluate its cooling and heating capacity.



Silent room
Measure the operating sounds of air conditioners on walls and ceilings with reduced sound reflection.

Reliability tests



Constant temperature room
Verify product performance in cooling and heating operations under various temperature and humidity conditions.



Practical test room
Check whether the performance of the air conditioner can be sustained under the conditions of the actual housing environment.



Shower test room
Check if the electrical box of the outdoor unit is protected from strong wind and rain, such as during a typhoon.

Transportation and Handling Tests



Compressibility test



Vibration test



Technology research building
in Japan Head office

Testing laboratory

Fujitsu General EMC Laboratory Limited







60-m Height Difference testing tower

Tests oil circulation in a compressor for reliability.



Certification of ISO 9001 and ISO 14001

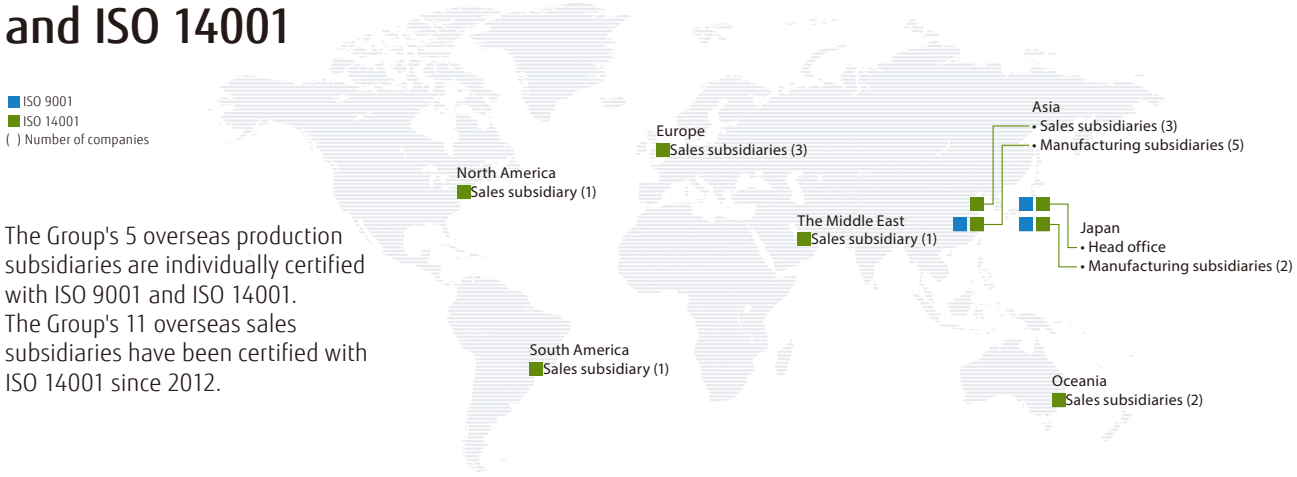

The Group's 5 overseas production subsidiaries are individually certified with ISO 9001 and ISO 14001.
The Group's 11 overseas sales subsidiaries have been certified with ISO 14001 since 2012.

Product Quality Assurance

All Fujitsu General plants are ISO 9001 certified and operate under a unified quality control system. We deliver to customers all over the world high-quality products that have passed stringent quality inspections.

Receiving inspection

We require all our parts suppliers to submit test reports to ensure that all parts we receive from them meet our quality standards. Our in-house test department inspects incoming parts to ensure their compliance with RoHS as required by the EU. We also conduct 100% inspection of main parts to prevent defective parts from making it to assembly lines.

Quality inspection of products

We carry out stringent quality inspections in all production processes performed in our plants. To keep the quality of our products high, inspectors check their quality from start to finish on production lines.

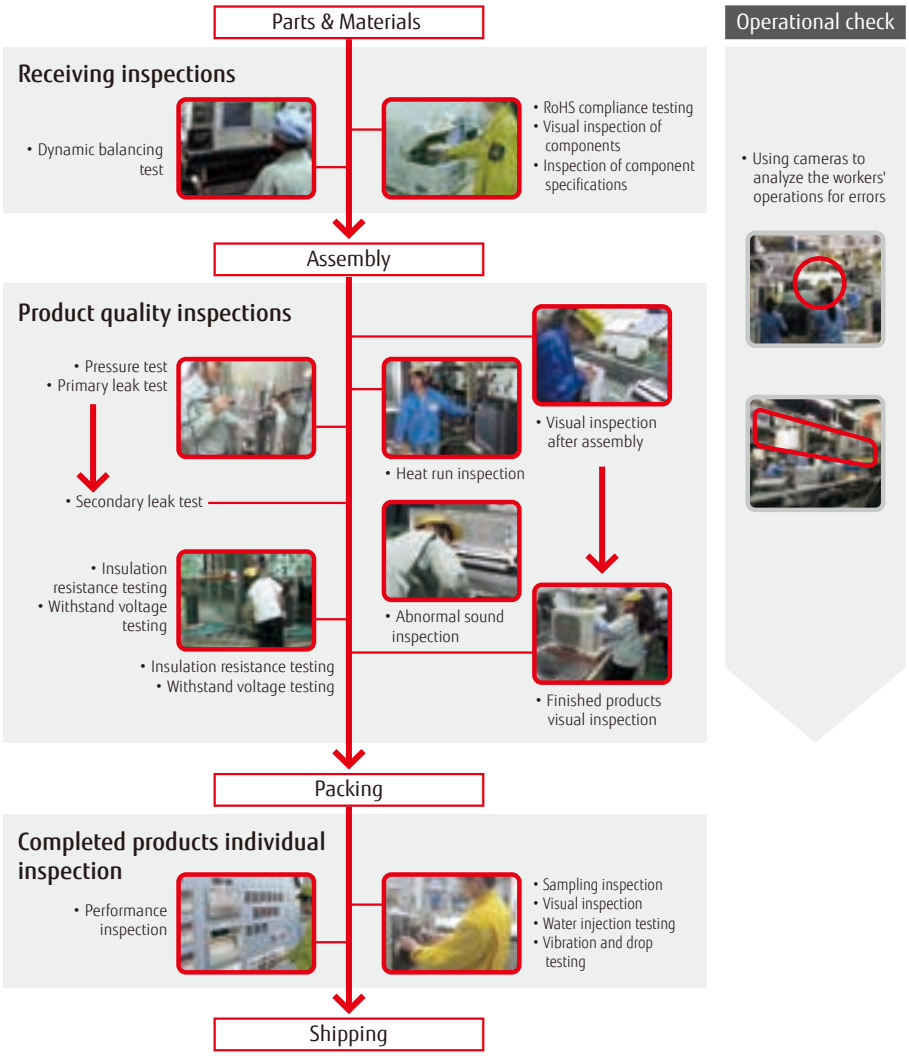



KM Series

REFRIGERANT R32

Split & Multi-split indoor unit
Wall-mounted type Standard Series
High-efficiency & Comfort

2022 New Products

SPLIT

Wall-mounted type

Designer Series, Standard Series, ECO Series

S-016-027

- 7–36 classes, 23 models
- High-efficiency
- New WLAN adapter (option)
- R32 refrigerant & low refrigerant volume
- Easy access to the flare pipe connection



KG Series — Designer Series
High Spec & Design



KM Series — Standard Series
High Efficiency & Large Room



KE Series — Designer Series
Cool Beauty Design



KP Series — ECO Series
Compact & Comfort

Duct type

High static pressure duct

S-040

- 45/54 classes, 2 models
- Link up with a variety of Central Control System (option)
- Easy installation
- Flexible Installation





MULTI-SPLIT

2-unit to 5-unit Multi-split type

Indoor units

M-006, 022

Wall-mounted type
Designer Series, Standard Series

- 16 models
- Capacity range from 7,000 to 24,000 BTU



KG Series — Designer Series
High Spec & Design



KE Series — Designer Series
Cool Beauty Design



KM Series — Standard Series
High Efficiency & Large Room

VRF

AIRSTAGE V-IV

Outdoor Unit 8 - 48 HP model

V-046-051

- 34 models
- New intelligent refrigerant control
- Low noise operation
- Indoor unit capacity range from 1.1 kW to 28.0 kW classes
- Up to 64 indoor units can be connected



8, 10 HP



12, 14, 16 HP

AIRSTAGE Indoor unit



High static pressure duct type

Normal

V-074

- 2 models
- Static pressure mode selection
- Easy installation (Compact & Lightweight)
- Low noise

High Static Pressure Duct



Wall-mounted type

V-084

- 2 models
- Powerful & Comfort airflow
- 6-step fan speed control for quiet operation



Wall-mounted type

CONTROL SYSTEM

Wired remote controller

(with touch panel)

C-010

For tenants in small to midsize commercial premises

- Multi system control
- Refrigerant cycle monitor
- Touch screen LCD
- Built-in daily/weekly timer (ON/OFF, temperature, modes)
- Backlit screen for easy operation in the dark.



Central remote controller

C-028

For tenants in small to midsize commercial premises

- Monitoring room temperature of each room
- 50 Remote controller groups display
- Remote controller groups rename
- Added individual wind direction control
- Occupancy sensor setting of Indoor unit
- Increased the number of accounts for remote management



AIRSTAGE Mobile

C-014

- Operation from anywhere
- Multiple air conditioning management
- Group management





From Business to private spaces

SOLUTIONS

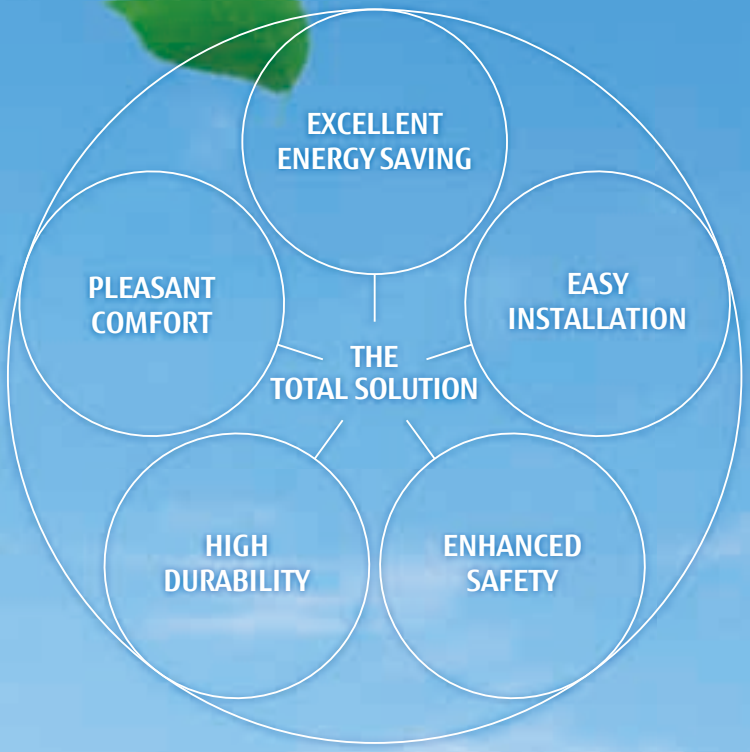

Key solution points

Fujitsu General's total solutions are tailored to each property's unique needs.

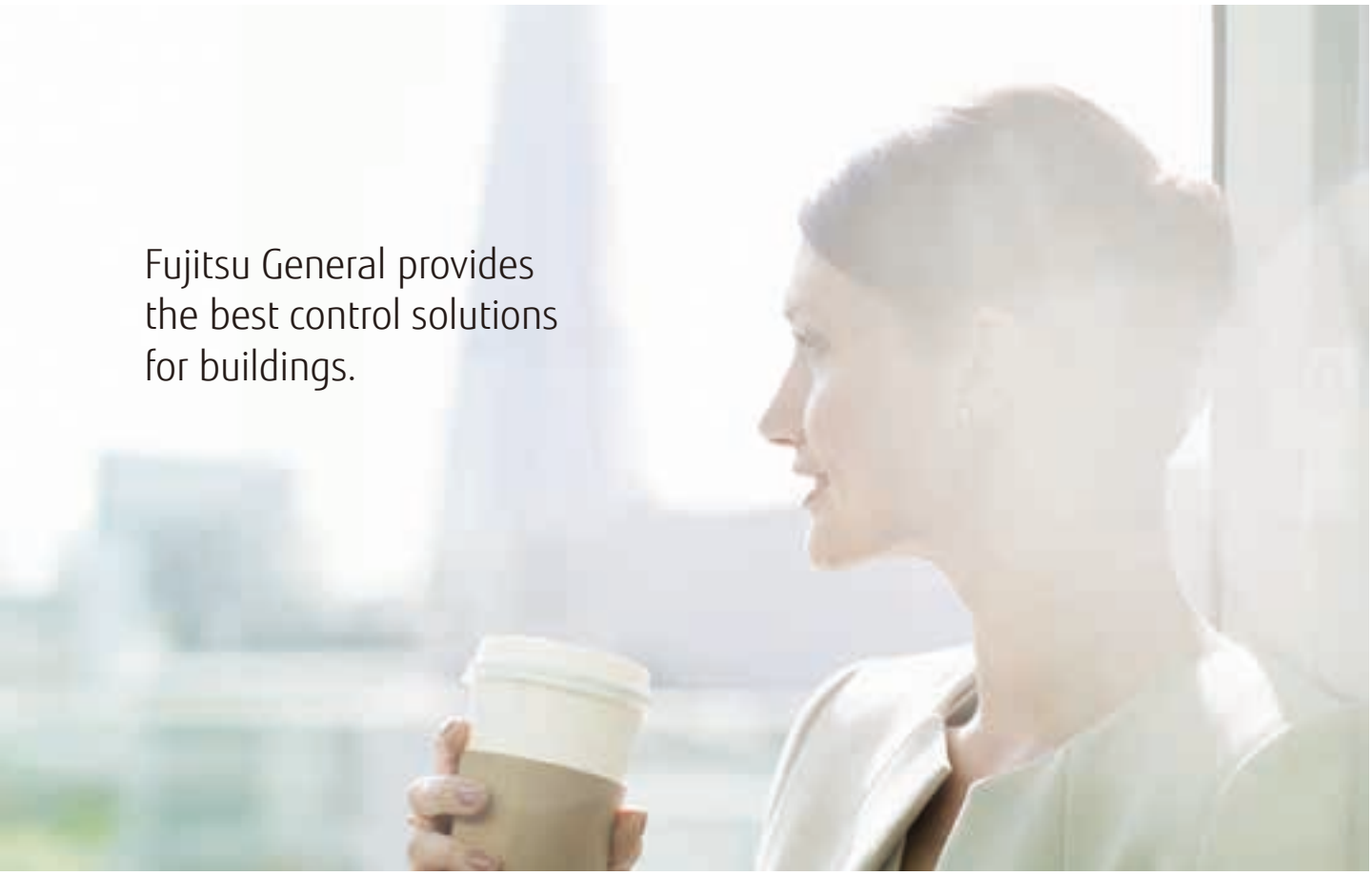

Fujitsu General provides the best control solutions for buildings.

Target buildings

A casual conversation with a colleague at work

A presentation in a large meeting room

A restaurant you stop by Your living room

We have a comprehensive lineup of air conditioners ideal for all these situations–from business to private spaces.
Fujitsu General's air conditioners are used in all aspects of everyday life.

For Light commercial use

Comfortable and economical air conditioning systems, ideal for small and midsize commercial buildings

034 Shops and Restaurants
036 Small offices
038 Hotels
040 Schools

For Commercial use

Single and modular VRF systems for high efficiency, comfort, design flexibility, ease of installation, and high reliability

044 Large Buildings

For Residences

Smart air conditioning systems with extensive control options for comfort and convenience of use

046 Residences

Restaurant, shops

For Light commercial use



Fujitsu General provides perfect total air conditioning systems that offer seamless support by tenant, by purpose, and by customer visit frequency in shops and restaurants with multiple lighting and a high density of customers.

Single split
For Restaurants

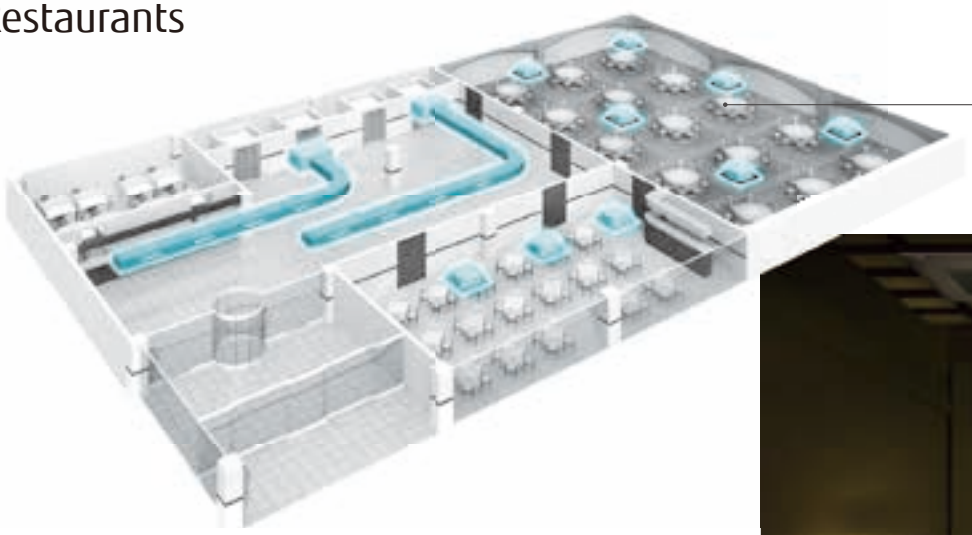



Circular flow cassette Series



Compact cassette



reddot winner 2020

Ceiling type



Circular flow cassette Series
For ambience with dimmed lighting



For rooms with bright interiors



R32 large model lineup expanded

Expanded lineup of ceiling, cassette, and duct types suitable for large spaces using environmentally friendly R32 refrigerant

Mini duct





Slim duct





Medium static pressure duct



High static pressure duct

Two panel colors

Both black and white panels are available for Cassette type. Black panels are suitable for dark places such as atmospheric restaurants. White panels, by contrast, are more appropriate for use in brightly lit spaces such as offices. (Available for Single split and VRF indoor units)



Simultaneous multi-split
For Shops

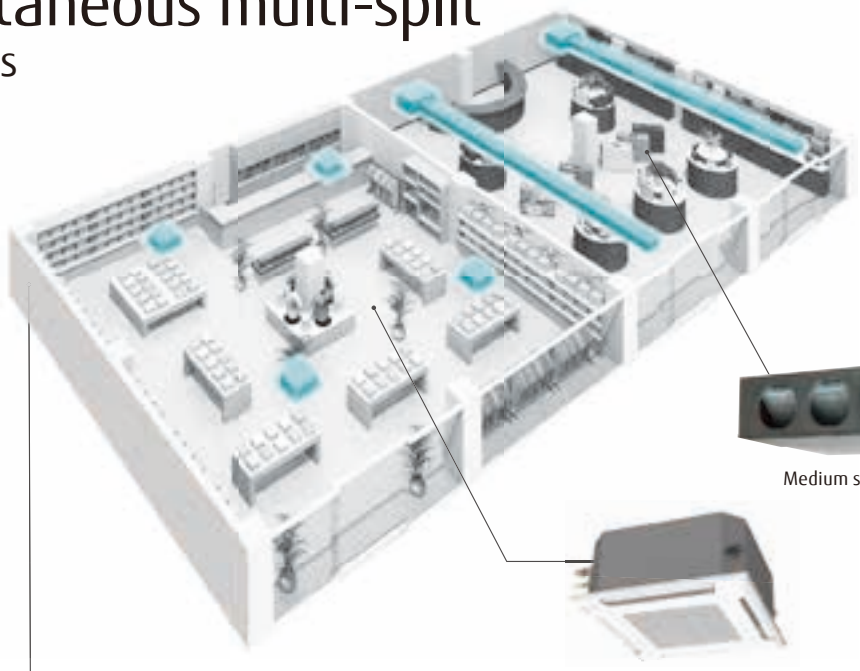



Medium static pressure duct

Compact cassette



Twin 36 class
(Single phase)



Twin/Triple 45/54 class
(Single phase)

Various indoor unit lineup

You can choose from 3 types of indoor units to suit the atmosphere and layout of your shop.



Slim duct

Small, lightweight outdoor unit

Models equipped with the new R32 refrigerant Compared to current models, the outdoor unit is more compact and easier to install. (45/54 models)
Compact cassette Series for grid ceiling were added to the lineup of indoor units to improve ease of installation.



Current model



New 45/54 models

Height
-22.7%



Image

Small offices

For Light commercial use



Fujitsu General offers a perfect total air conditioning system for small office buildings with multiple small rooms, taking into consideration energy savings, low noise, comfortable air volume, usage and purpose, and centralized control.

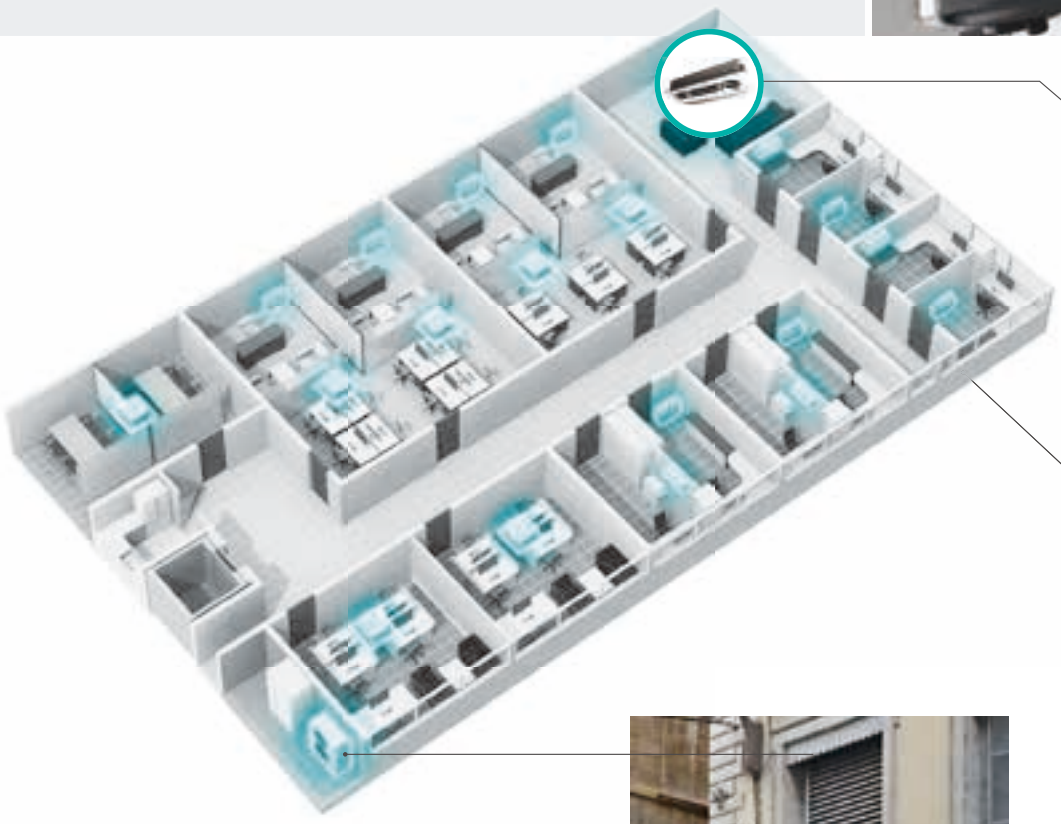





J-IV Series



J-IVL Series

J-IVL Series
High-capacity model

AIRSTAGE™ J Series compact outdoor units with up to 18 HP

Suitable for the buildings with multiple small rooms. Up to 42 indoor units* can be connected.

*Only J-IVL Series 18 HP model

Compact outdoor unit with low noise design

Takes up little space even when installed in a machine room or on the roof. Sufficient static pressure can be maintained even with louvers. Low-noise mode suffices even for nighttime operations at low noise levels.



Breakthrough 3D flow cassette with innovative pursuit of comfort

The left and right air outlet ports with a maximum rotation angle of 100° and the wide central air outlet port create a comfortable space with less uneven temperature.



Wide lineup of indoor units of low-capacity class

Various low-capacity 1.1 kW indoor units are available for small rooms and spaces.



Wall-mounted type



Compact floor type



Compact cassette Series for grid ceiling



Central remote controller UTY-DCGGZ2

Central remote controller with improved operability

Controls the temperature of each room easily, and manages and sets the operation control for a week. Energy-saving management by setting upper and lower temperature limits and operating prohibitions.



LAN

Computer

Control and monitoring

You can operate the main unit from your desk. Non-administrators can also operate the air conditioners with a computer, smartphone or tablet PC.



Wireless LAN

Router

Static IP address and IP forwarding to open ports required

INTERNET



Tablet PC

Smartphone

*Wireless LAN will be supported in the future.



Compact wired remote controller

Compact size with a large screen for easy operation. The stylish design harmonizes with the interior.

Hotels

For Light commercial use



Fujitsu General offers total air conditioning systems perfect for low-rise, small hotels that take into account energy savings, external appearance, safety, and ease of installation.



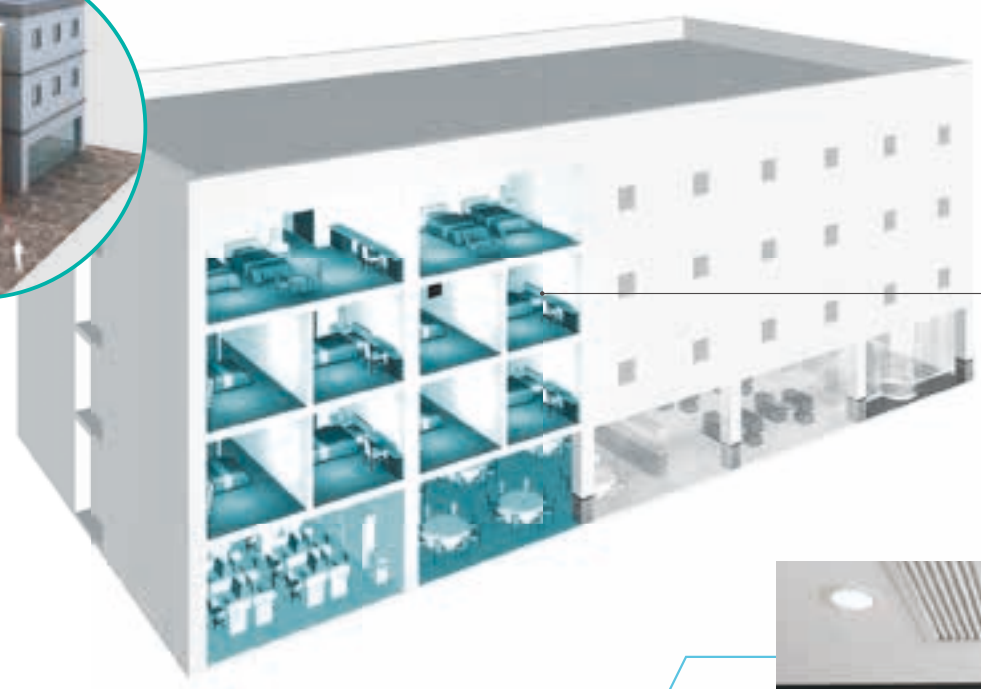



Supports ventilation for the entire hotel

Outdoor air processing is essential in an airtight hotel space. The DX kit links up with air conditioners to ensure sufficient ventilation. The system is expandable.



J-IV Series



J-IVL Series

J-IVL Series
High-capacity model

AIRSTAGE™ J Series compact outdoor unit with appearance-conscious design

The class-leading compact design will not detract from the appearance of the hotel.



EEV unit



Control unit



Guest room air conditioning with superior comfort, energy efficiency, and ease of installation

Space saving
Mini duct type with a height of 198 mm and a depth of 450 mm. Easily installed in a narrow ceiling space.


Mini duct

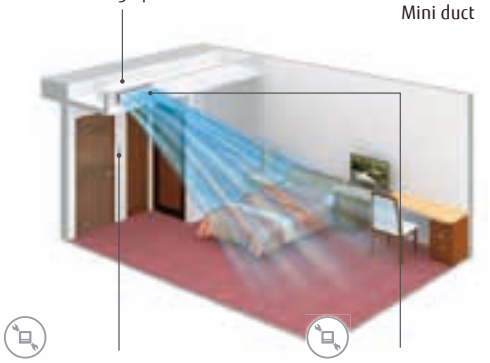

Card key switch available
Linked to a card key to prevent people from forgetting to turn off the air conditioner.


External connection switch

Comfortable airflow by switching the up/down airflow direction
The Auto louver grille kit creates comfortable airflow by adjusting the air direction.


Auto louver grille kit




One-way flow cassette Series

Compact chassis with low noise operation
The low operating noise makes the model ideal for use in hotel rooms.

Centralized control of air conditioning for shared spaces

Lobbies, hallways, and other common spaces are centrally controlled for air conditioning. Temperature and operating conditions can be managed without any adjustments by the guests.




System controller

Simple remote controller with sophisticated design

The ease of operation makes it an ideal choice for use in hotels or offices. Simple buttons and a white backlit large LCD screen make it easy to operate in the dark.



Large space air conditioning for the reception area and lobby

Duct type Big duct Series suitable for large spaces with high ceilings





Schools

For Light commercial use

Fujitsu General offers indoor units that allow multiple connections with a compact design that reduces the installation area and increases the flexibility for selecting installation locations, making them perfect for midsize educational institutions. One single outdoor unit is able to cover an entire school building.



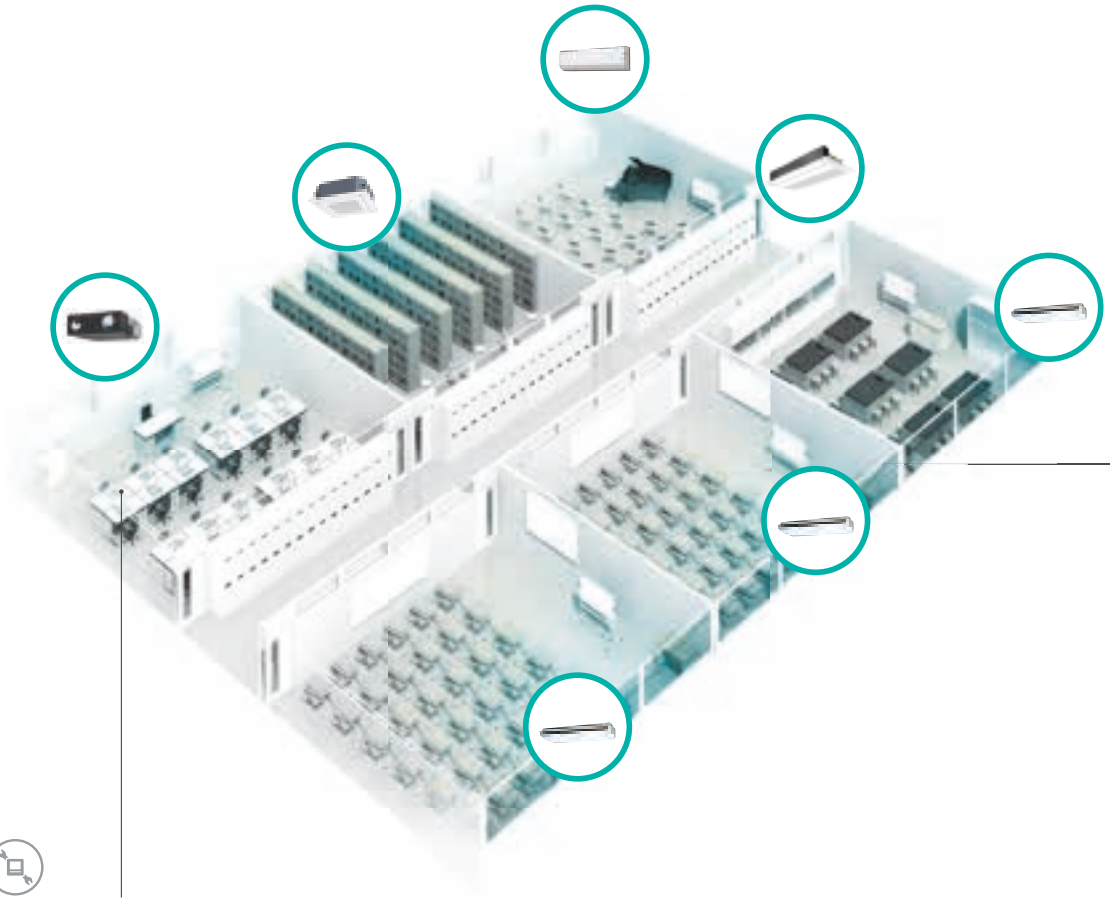

Centralized control of both air conditioning and ventilation equipment

Centralized control is also possible to stop the operation of not only air conditioners but also lighting and ventilation equipment. These features are useful for managing the energy efficiency of the entire building.

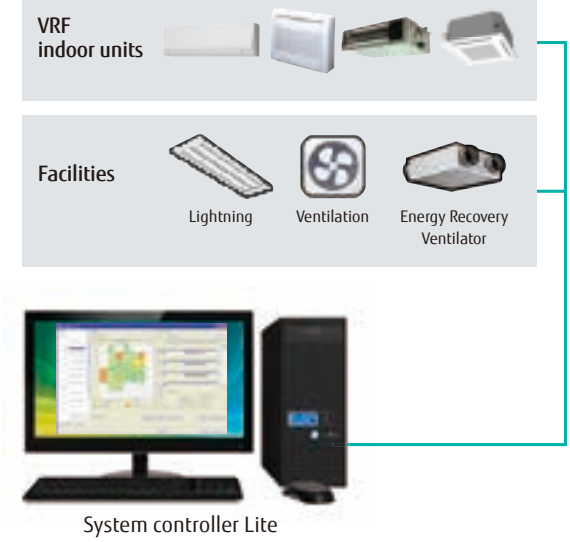

System controller Lite





One-way flow cassette Series



Mini duct



Ceiling type



Wall-mounted type

Wide variety of indoor units

Support complex applications for regular classrooms, special classrooms and auditoriums. Ventilators can also be added easily.



Energy recovery ventilator



Circular flow cassette Series

Comfortable room air conditioning without airflow sensation

Circular flow cassette blows air in all directions at a uniform temperature.



Individual airflow direction control to prevent people from being exposed to airflow



Energy-saving operation when unattended, in conjunction with a Occupancy sensor.

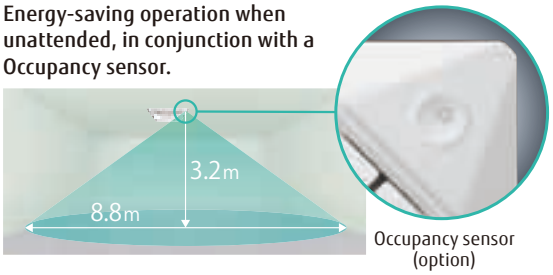

Occupancy sensor (option)

Large buildings

For Commercial use



Fujitsu General offers modular VRF systems that pursue high efficiency, comfort, design flexibility, ease of installation, and reliability for high-rise buildings.

Abundant lineup optimized for the operating environment

The VRF system meets a variety of needs, including energy-saving models and models with compatibility to outdoor temperatures of up to 46°C.



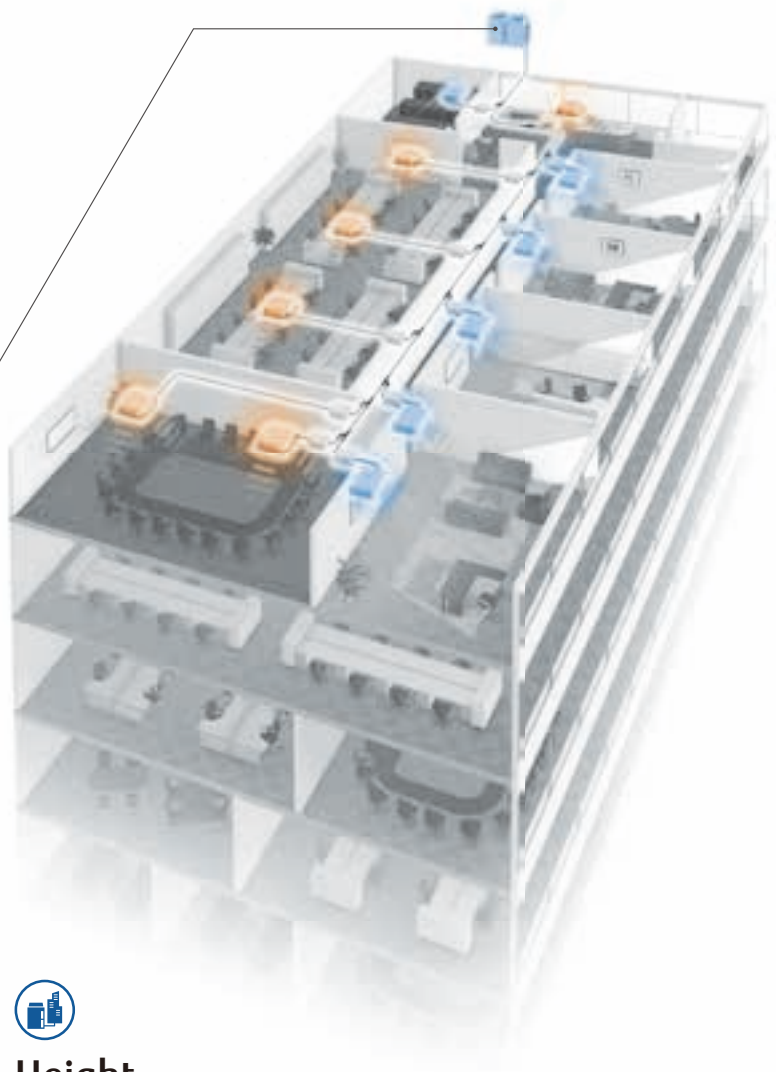

AIRSTAGE™ VR-IV

Smart, cutting-edge design Extensive lineup from 8 HP to 48 HP with the capacity ratio of indoor units connectable up to 150%.

34 models with 8 to 48 HP

- Space saving combination: 21 models from 8 to 48 HP
- Energy efficient combination: 13 models from 16 to 44 HP

AIRSTAGE™ V-IV

34 models from 8 to 48 HP

- Space saving combination: 21 models from 10 to 48 HP
- Energy efficient combination: 13 models from 16 to 46 HP

Height difference up to 110 m

The height difference between the outdoor unit and the indoor unit is normally 50 m for the V-IV Series, but can be extended to 110 m by installing the Pressure sensor kit.

* Can only be connected to the V-IV Series



Pressure sensor kit



Centralized control

Not only indoor units in the building, but also facilities such as ventilation can be controlled easily by anyone

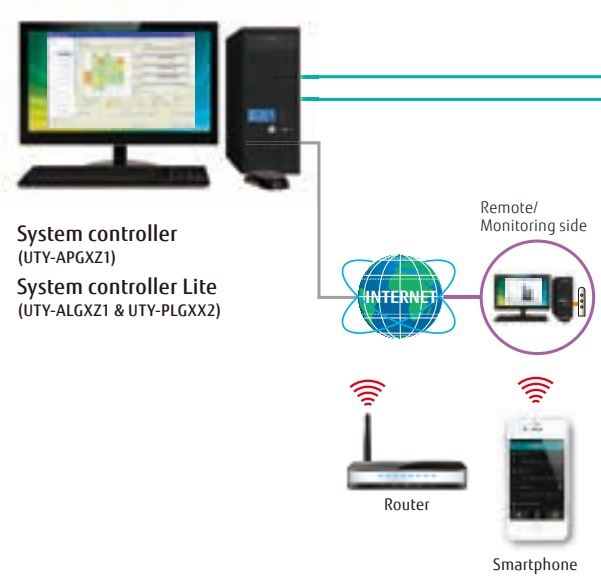

System controller
(UTY-APGXZ1)
System controller Lite
(UTY-ALGXZ1 & UTY-PLGXX2)

Linkage with various BMS

Linking with MODBUS®, BACnet®, KNX® and other interfaces allows centralized control of equipment other than air conditioning.

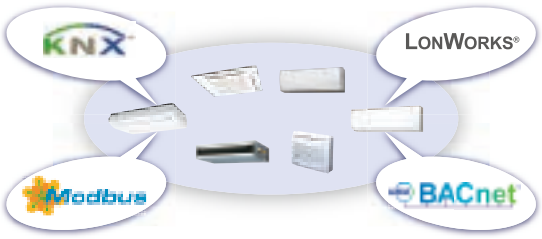

High system flexibility

The industry-leading high static pressure, long pipe design, and connection capacity enable flexible installation on each floor and installation of various indoor units.

82* Pa

*: V-IV Series, 80Pa for VR-IV Series





Prompt service support

Web monitoring tool and System controller remotely monitor the air conditioning of the entire building. Self-diagnosis in cooperation with the management company enables quick response in case of an emergency.

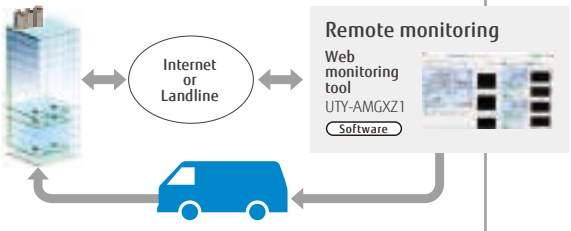

Residences

For Apartments & Houses



From the living room, where the whole family relaxes, to bedrooms, children's rooms and other small rooms, Fujitsu General has designed systems suited to spaces that reflect the rhythm of life.

A variety of indoor units to suit the characteristics of each room





For Living & Dining room

KE Series

Cool beauty design Series
This series features a special European-style design. The light, elegant and three-dimensional expression achieved by the curved surface is beautiful from all angles.



KM Series

For Large rooms

Standard & Comfort Series
The basic functions and powerful, comfortable airflow volume controls are optimal for large spaces.



KG Series GOOD DESIGN

For Primary bedrooms or Living rooms

Good Design Award winning, Quiet Series
High performance, low noise with emphasis on design

KM Series GOOD DESIGN

KP Series

reddot award 2019
winner



For Bedrooms or Home offices

Standard & ECO Range Series
High performance and compact design suitable for bedrooms, home offices and other small spaces





Outdoor units suitable for residential environments

R32 Multi-split type released

Models are now available with environment-friendly R32 refrigerant. A number of products with improved external design have been added to the indoor unit lineup.





Operation from anywhere

With a single smartphone, you can check the operating status of not only your home air conditioner, but also the air conditioners in your second house or in your parents' house (up to 24 air conditioners).







WLAN adapter (USB)



+ FGLair™ Download Free App Store Google play

With the WLAN adapter and the FGLair app, you can control the heating and cooling of your home anytime, anywhere.

Light Commercial & Residential

SPLIT & MULTI-SPLIT

Energy saving design to provide a comfortable indoor environment while being environment-friendly.

These are air conditioners that are both user-friendly and environment-friendly. Fujitsu General air conditioners cater to a wide range of needs, from living rooms, bedrooms, stores, small offices, through to hotels.

SPLIT
- Refrigerant R32 models
  - Wall-mounted type
  - Cassette
  - Duct
  - Floor
  - Ceiling
- Refrigerant R410A models
  - Duct

MULTI-SPLIT
- Refrigerant R32 models
  - 2-unit to 5-unit Multi-split
  - Simultaneous Multi-split Twin/Triple
- Refrigerant R410A models
  - 6-unit to 8-unit Multi-split
  - Simultaneous Multi-split Twin/Triple/Double Twin





SPLIT & MULTI-SPLIT

Light Commercial & Residential

FUJITSU GENERAL LIMITED



Light Commercial & Residential

SPLIT

S-004 Split Overview
S-006 Indoor Units Lineup
S-008 Features
S-013 Features Explanation
S-050 ECO Series Lineup Specifications
S-054 Feature Summary

Refrigerant R32 models

Wall-mounted type

S-014 Flagship Series
S-016 Designer Series
– High Spec & Design
– Cool Beauty Design
S-020 Standard Series
– High-Efficiency
– High-Efficiency for Large Rooms
S-026 ECO Series
– Compact & Comfort
– Comfort for Large Rooms

Cassette

S-030 Compact 4-way Flow Series – Compact Size
S-032 Circular Flow Series – Comfort for Large Rooms

Duct

S-034 Slim Duct – Slim Design
S-036 Medium Static Pressure Duct – Compact & Comfort
S-038 Medium Static Pressure Duct – Standard
S-040 High Static Pressure Duct

Floor, Ceiling

S-046 Floor – Compact & Comfort
S-048 Ceiling

Refrigerant R410A models

Duct

S-042 High Static Pressure Duct
S-044 Big Duct



Split Overview

Fujitsu General provides its customers with 6 types and 128 models of air conditioning systems perfect for various customer applications and layouts. Added to this lineup recently are the environment-friendly R32 refrigerant models.



Wall-mounted type, Designer Series, Cool Beauty Design



Ceiling



Wall-mounted type

Simple and easy to install, all models, including the flagship model equipped with dual-fan, are expertly designed to control airflow and save energy. The design, with its flat and simple appeal, perfectly matches room interiors. Many of the models in the lineup adopt the new environmentally friendly R32 refrigerant.



Duct

The main unit is hidden in the wall, making the room look neat and tidy. Mini Duct and Slim Duct models are also available for installation in narrow spaces between beams or above the ceiling. Large models, suitable for air conditioning vast spaces, allow multiple outlets to be installed in just one unit, and are perfect for atypical room layouts.



Cassette

The Cassette type, which blends in perfectly with the interior design, blows air in all four directions to create an even air-conditioning for the entire space. We have a variety of series including Compact models with a uniquely designed panel to match grid ceilings, and Circular Flow models that send airflow in a 360° direction.



Floor

The compact and slim design makes this model suitable for installation in commercial as well as residential buildings.
This model is also recommended as a heating device because it delivers a warm airflow from both the top and bottom outlets.



Ceiling

As with the wall-mounted unit, ceiling installation is very easy, and the unit's thin structure with a height of just 240 mm allows neat installation.
The powerful airflow that can reach far away from the wide outlet is perfect for large meeting rooms, audiovisual rooms, and other rectangular spaces with a lot of depth.

Indoor Units Lineup

Type	Series	Refrigerant	Model	Class 7	Class 9	Class 12
Wall-mounted type	**Flagship Series** nocria X	R32				ASHG12KXCA
	Designer Series High Spec & Design	R32	 NEW	ASHG07KGTE	ASHG09KGTE	ASHG12KGTE
	Designer Series Cool Beauty Design	R32	 NEW	ASHG07KETE ASHG07KETE-B	ASHG09KETE ASHG09KETE-B	ASHG12KETE ASHG12KETE-B
	Standard Series High-Efficiency & Comfort	R32	 NEW	ASHG07KMCE	ASHG09KMCE	ASHG12KMCE
	Standard Series High-Efficiency & Large Rooms	R32	 NEW			
	Standard Series High-Efficiency & Large Rooms	R32				
	ECO Series Compact Size	R32	 NEW	ASHG07KPCE	ASHG09KPCE	ASHG12KPCE
	ECO Series Comfort for Large Rooms	R32				
Cassette	**Compact 4-way Flow Series** Compact Size	R32			AUXG09KVLA	AUXG12KVLA
	Circular Flow Series Comfort for Large Rooms	R32	 18/22/24  30/36/45/54			
Duct	**Slim Duct**	R32	 09/12/14  18		ARXG09KLLAP	ARXG12KLLAP
	Medium Static Pressure Duct Compact Size	R32	 12/14  18/22/24/30  36/45/54			ARXG12KHTAP
	Medium Static Pressure Duct Standard	R32				
	High Static Pressure Duct	R32	 NEW			
		R410A				
	Big Duct	R410A				
Floor Compact & Comfort		R32			AGHG09KVCA	AGHG12KVCA
Ceiling		R32	18/22  24/30  36/45/54			

FUJITSU GENERAL (Euro) GmbH participates in the ECP program for VRF.
Check ongoing validity of certificate: www.eurovent-certification.com
*Models so marked are not ECC certified.

Class										
14	18	22	24	30	36	45	54	60	72	90
ASHG14KGTE										
ASHG14KETE ASHG14KETE-B										
ASHG14KMCE										
	ASHG18KMTE		ASHG24KMTE							
				ASHG30KMTA	ASHG36KMTA					
	ASHG18KLCA*		ASHG24KLCA*							
AUXG14KVLA	AUXG18KVLA	AUXG22KVLA	AUXG24KVLA							
	AUXG18KRLB	AUXG22KRLB	AUXG24KRLB	AUXG30KRLB	AUXG36KRLB	AUXG45KRLB	AUXG54KRLB			
ARXG14KLLAP	ARXG18KLLAP									
ARXG14KHTAP	ARXG18KHTAP	ARXG22KHTAP	ARXG24KHTAP	ARXG30KHTAP	ARXG36KHTAP	ARXG45KHTAP	ARXG54KHTAP			
		ARXG22KMLB	ARXG24KMLA	ARXG30KMLA	ARXG36KMLA	ARXG45KMLA				
						ARXG45KHTB	ARXG54KHTB			
								ARHG60LHTA		
									ARHG72LHTA*	ARHG90LHTA*
AGHG14KVCA										
	ABHG18KRTA	ABHG22KRTA	ABHG24KRTA	ABHG30KRTA	ABHG36KRTA	ABHG45KRTA	ABHG54KRTA			

Features

High-Efficiency

ALL DC All DC Inverter Technology


DC twin-rotary compressor

DC twin-rotary compressor

A high-efficiency 2-cylinder rotary compressor with a DC inverter optimizes the internal structure of the compressor to achieve higher energy efficiency compared to similar compressors.

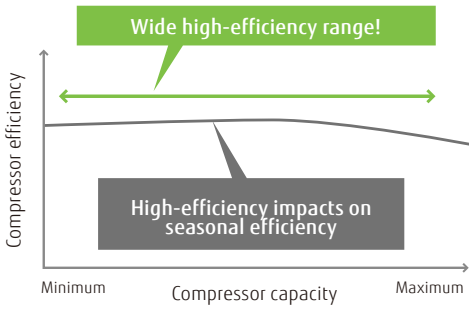

DC fan motor

The DC fan motor produces high power, a wide operating range, and high-efficiency.


DC fan motor

Sine-wave DC inverter control

High-efficiency operation is realized by using sine-wave DC inverter control.

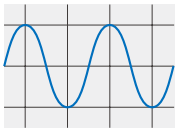

Heat Exchanger for Wall-mounted type

High-density multipath heat exchanger

Thinner and denser heat exchangers and multipath efficiency technology have substantially improved heat exchange performance.

High-performance sub-cool heat exchanger

A counter-type bypass circuit has been incorporated to achieve a higher performance. (Large multi-split type, VRF)

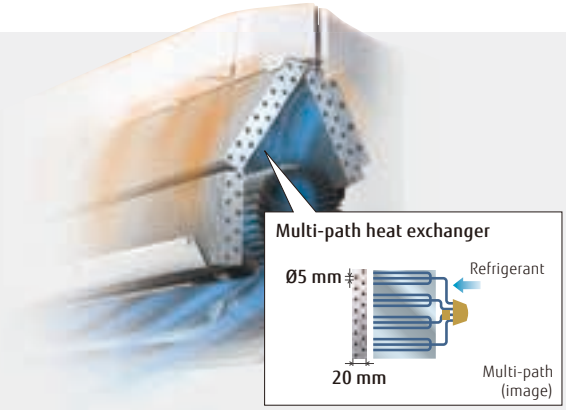

High Energy Saving

Occupancy sensor control

The Occupancy sensor monitors the movements of people in a room and operates the air conditioner at a lower capacity when people leave the room. When people come back to the room, it automatically returns to the previous operating mode.

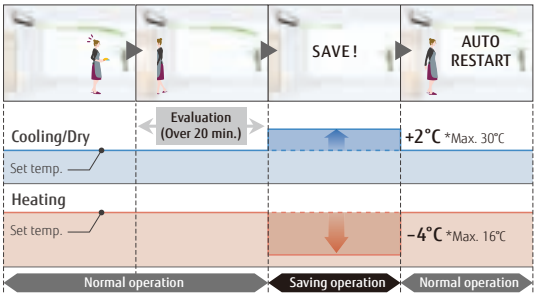

Economy operation

Limits maximum operation, reducing the power consumption, and thereby suppressing the maximum load.

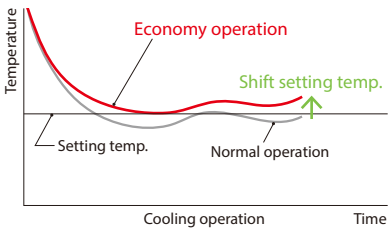

Setting temperature range limitation

The minimum and maximum temperature range can be set giving further energy savings while considering the comfort of the occupants.

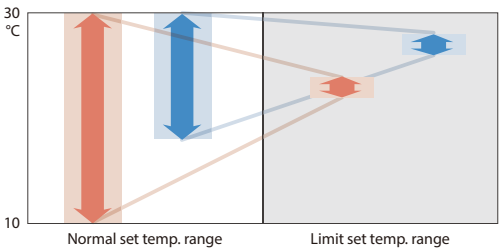

Set temperature auto return

- The set temperature automatically returns to the previously set temperature.
- The time range in which the set temperature can be changed is from 10 to 120 minutes.

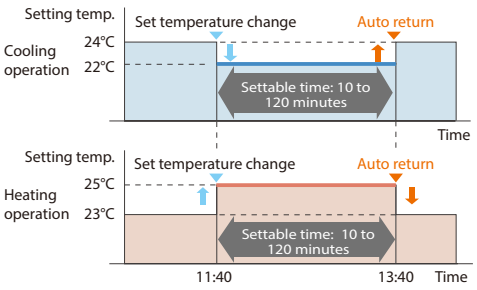

Auto-off timer

- The indoor unit is automatically turned off when it reaches a preset operating time frame.
- The time frame of the Auto-off timer can be flexibly scheduled.
- Auto-off times can be set from 30 to 240 minutes.

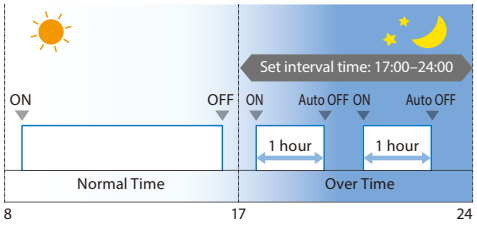

More Comfort

Power diffuser

These three technologies enable precise wind direction control and improve ventilation efficiency; our airflow control offers a more comfortable environment.

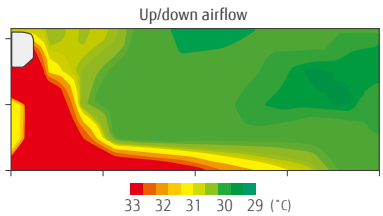

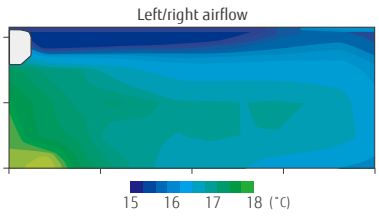

Powerful heating

A large heat exchanger, a large DC rotary compressor, and a high-performance inverter PCB provide high heating capacity even at low outdoor temperature.



Powerful operation

Maximum airflow and maximum compressor speed are maintained for the period necessary to reach the set temperature quickly.

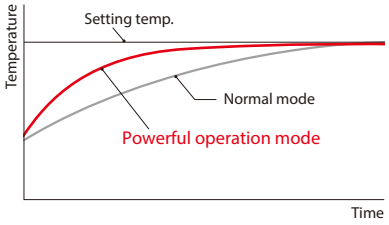

10°C Heat

After a person has left the room, the system switches to minimum heating operation to maintain the room temperature. (Maintained at 10°C)

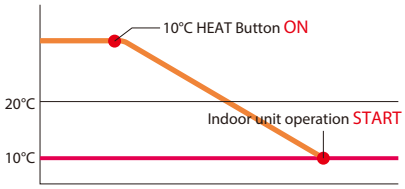



Uniform air conditioning

Circular airflow to achieve uniform air conditioning without temperature unevenness in workspaces





Quiet and Comfort Control

Low Noise Technology

Outdoor unit fan

Outdoor unit fan design with a small separation vortex, minimized air volume by fan control, and top-class low noise



Air stabilizer in Duct

Low-noise duct structure with a built-in air stabilizer



Outdoor unit low noise operation

Users can choose low noise levels, depending on the installation environment. Operation time can be set by timer.

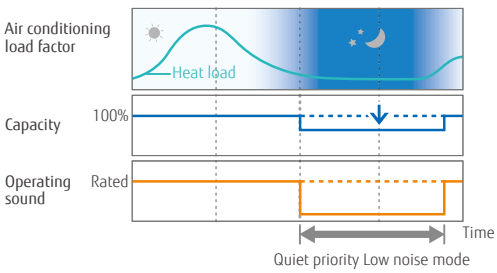

Auto changeover

In an auto setting, the system automatically switches between cooling and heating modes according to the set temperature and room temperature.

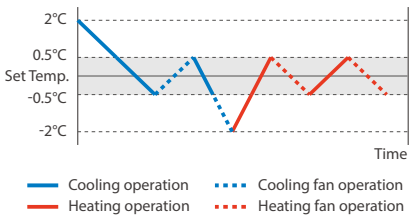

Fresh air intake for Cassette, Duct, Ceiling

Fresh air is taken in by a fan connected to an external control unit.



Fresh air intake kit

Feature Explanation

Energy-Saving Features



Dual-fan
Hybrid Airflow, which combines air currents of different temperatures and velocities, creates a comfortable space.



Save Occupancy sensor
The Occupancy sensor detects the movement of people in the room and determines whether to switch to energy saving operation.



Occupancy sensor for saving/stop modes
The Occupancy sensor (option) detects movement of people in the room and decides whether to save energy or stop the unit.



Economy mode
The thermostat setting is adjusted automatically according to the room temperature to avoid unnecessary cooling or heating.



Setting temperature range limitation
Sets the minimum and maximum limits on room temperature to establish the right balance between energy saving and a comfortable environment.



Set temperature auto return
The setting temperature automatically returns to the previously set temperature.

Features for Comfort



Powerful heating
Maintains the rated heating capacity even when the outdoor ambient temperature is -7°C.



Power diffuser
An additional louver that opens based on input from monitoring sensors to quickly enhance immediate comfort needs.



Powerful mode
Operation at maximum air flow and compressor speed, that quickly makes the room comfortable.



10°C Heat
The room temperature can be set to go no lower than 10°C, thus ensuring that the room does not get too cold when not occupied.



Low noise mode
The noise level of the outdoor unit can be selected.



Auto changeover
The unit automatically switches between heating and cooling modes based on the temperature setting and the room temperature.



UP/DOWN swing louver
The vertical louver automatically swings up and down.



Double swing automatic
Complex swing action of the louver enables automatic swing in both the left/right and up/down directions.



Automatic fan speed
A micro-computer automatically adjusts the airflow to follow the changes in room temperature.



Auto restart
In the event of a temporary power failure, the air conditioner will automatically restart in the same operating mode as before, once the power supply is restored.



Connectable fresh air duct
Outside air can be introduced by attaching a locally purchased duct to the fresh air knockout and an optional part.



Fresh air intake
Fresh air can be taken in by a fan connected to an external control unit.



Connectable distributing duct
Locally purchased branch ducts can be attached to the systems to distribute the airflow.



Individual airflow direction control
Each louver of a 4-way Cassette type can be controlled individually to provide comfortable airflow.

Convenience Features



Auto-off timer
Automatically stops operation when a fixed time has elapsed from the start of operation.



Sleep timer
A micro-computer gradually changes the room temperature automatically to promote a comfortable night's sleep.



Program timer
This digital timer allows selection of one of four options: ON, OFF, ON » OFF, or OFF » ON.



Weekly timer
Different ON-OFF times can be set for each day.



Weekly & Temperature setback timer
Weekly & Temperature setback timer can set the temperature for 2-time spans and for each day of the week.



Filter sign
Indicates the filter cleaning period by blinking.



External error output



External ON/OFF input



Wireless LAN control
The optional WLAN adapter enables the air conditioner to be operated by smartphone or tablet PC from outside the home.



Multi System Control
Operation using "Lead Lag Operation", "Back up operation", "Lag Operation" is possible. (Page C-011)

Clean Features



Plasma air clean
The electrostatic precipitator removes dust particles such as pollen and house dust. It is washable and thus can always be kept clean.



Filter auto clean
The dust collected by the air filter is automatically removed. A routine disposal of the dust stored in the dust box is necessary.



Ion deodorization filter
The filter deodorizes by powerfully decomposing absorbed odors using the oxidizing and reducing effects of ions generated by an ultra-fine-particle ceramic.



Apple-catechin filter
The Apple-catechin filter uses static electricity to clean fine particles and dust from the air.



Long-life filter



Washable panel
Since the front panel is easy to remove, maintenance is also easy.



Silver Ion Filter
The Silver ion filter helps to keep indoor air free from viruses, bacteria and molds.

Installation / Support



Automatic airflow adjustment
Automatically detects required airflow in each application case and adjusts the volume.



Drain pump as standard



Blue fin

All DC models

Wall-mounted type
Flagship Series

nocria™X



ALL DC

Dual | Save | Economy | Diffuser | Powerful | 10°C HEAT | Low Noise | Auto Changeover | Double | Adjust | Restart | Sleep | Program | LAN | Plasma | Auto

Comfortable airflow control to prevent the body from being exposed to direct airflow

WORLD'S FIRST *1 DUAL BLASTER

A comfortable space can be created with Hybrid Airflow, which combines different temperatures of air current and velocities.



*1: Announced 2012. In room air conditioner for the home (Our company's investigation)

Filter Auto Clean

WORLD'S FIRST *2

Dust on the filter is automatically removed to prevent power from being wasted by the clogged filter.





*2: Announced 2002. In room air conditioner for the home (our company's investigation)

Plasma Air Clean

Air that passes through the indoor unit is cleaned by a built-in electrostatic dust collector. Pollen, house dust and other tiny pollutants are collected and removed with static electricity.





Occupancy sensor

The Occupancy sensor detects movement of people in a room and operates at reduced capacity when people leave the room. When people return to the room, the system automatically returns to the previous room settings.

Rank A+++ SEER 8.5 SCOP 5.1



Model: ASHG12KXCA





Wireless R.C.



Wireless LAN Interface



Specifications

Model name	Indoor unit			ASHG12KXCA
	Outdoor unit			AOHG12KXCA
Power Source				Single phase, ~230 V, 50 Hz
Capacity	Cooling		kW	3.4 (0.6-5.3)
	Heating			5.0 (0.6-9.0)
Input Power	Cooling/Heating		kW	0.670/1.020
EER	Cooling		W/W	5.09
COP	Heating			4.90
Pdesign	Cooling/Heating (-10°C)		kW	3.4/3.5
SEER	Cooling		W/W	8.50
SCOP	Heating (Average)			5.10
Energy Efficiency Class	Cooling			A+++
	Heating (Average)			A+++
Max. Operating Current	Cooling/Heating		A	9.0/16.0
Annual Energy Consumption	Cooling		kWh/a	140
	Heating			961
Moisture Removal			l/h	1.2
Sound Pressure Level	Indoor (Cooling)	H/M/L/Q	dB(A)	46/42/38/28
	Indoor (Heating)	H/M/L/Q		48/43/39/30
	Outdoor (Cooling/Heating)	High		44/43
Sound Power Level	Indoor (Cooling/Heating)	High		58/62
	Outdoor (Cooling/Heating)	High		57/57
Airflow Rate	Indoor/Outdoor (Cooling)	High	m^3/h	670/2,230
	Indoor/Outdoor (Heating)			810/1,975
Net Dimensions H x W x D	Indoor		mm	293 × 786 × 378
	Outdoor		mm	704 × 820 × 315
Weight	Indoor		kg (lbs)	20 (44)
	Outdoor		kg (lbs)	41 (90)
Connection Pipe Diameter (Liquid/Gas)			mm	6.35/9.52
Drain Hose Diameter (I.D./O.D.)				11.8/15.0 to 16.8
Max. Pipe Length (Pre-Charge)			m	15 (15)
Max. Height Difference				10
Operating Range	Cooling		°CDB	-10 to 43
	Heating			-15 to 24
Refrigerant	Type (Global Warming Potential)			R32 (675)
	Charge		kg (CO2eq-T)	1.30 (0.878)

Dimensions

(Unit: mm)

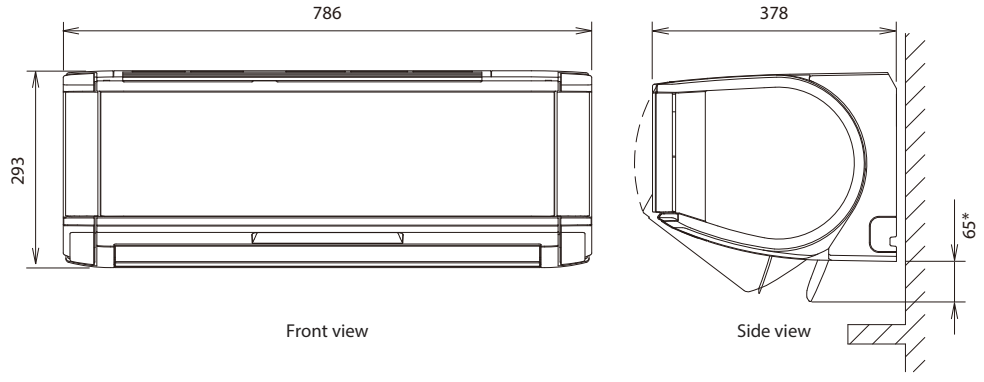

* Dimensions when air flowing downward

NEW

Wall-mounted type

Designer Series

High Spec & Design



REFRIGERANT R32

GOOD DESIGN

ALL DC

Save | Economy | Powerful | 10°C HEAT | Low Noise | Auto Changeover | Up/Down | Adjust | Restart | Sleep | Program | Weekly | Filter | ION | AF | Washable | Silver Ion

High energy saving

Top class high efficiency is achieved by high efficient lamda heat exchanger, large cross flow fan and new refrigerant.

Rank A+++ 07, 09, 12 models

SEER 9.2 09, 12 models

SCOP 5.3 07 models



Hybrid-heat exchanger

The large hybrid heat exchanger has greatly improved the heat exchange efficiency to achieve top-level SEER and SCOP.

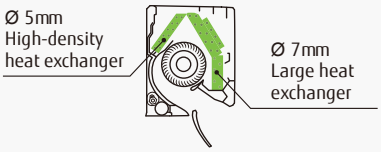

Ø107 Large cross-flow fan

The large-diameter fan generates air volume efficiently even at reduced power.

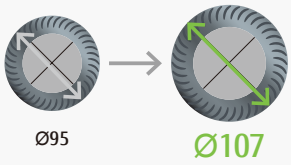

Occupancy sensor

The Occupancy sensor monitors the movements of people in a room and operates the air conditioner at a lower capacity when people leave the room. When people come back to the room, it automatically returns to the previous operating mode.



Comfortable airflow & Quiet operation

The large louver and the new air-blowing structure create a comfortable air flow that spreads all the way down to the user's feet with quiet operation.



19 dB(A)
(07/09/12 models)
Cooling only

Smart Device control (Option)

With the optional WLAN adapter installed in the air conditioner, you can control it from anywhere with your smart device. WLAN adapter can be installed easily without specialized installation work.

You need to install the FGLair app on your smart device in order to control the air conditioner.

FGLair

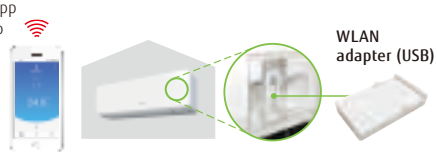

Easy access to the flare pipe connection

Installation when left outlet piping is easier by removable under cover of the indoor unit chassis. Installation when center outlet piping is easier by design change of wall hook bracket.



Model: ASHG07KGTE/ASHG09KGTE/ASHG12KGTE/ASHG14KGTE





Wireless RC



Specifications

Model name	Indoor unit			ASHG07KGTE	ASHG09KGTE	ASHG12KGTE	ASHG14KGTE
	Outdoor unit			AOHG07KGCA	AOHG09KGCA	AOHG12KGCA	AOHG14KGCA
Power Source				Single phase, ~230 V, 50 Hz			
Capacity	Cooling		kW	2.0 (0.9-3.2)	2.5 (0.9-3.4)	3.4 (0.9-4.1)	4.2 (0.9-4.5)
	Heating			2.5 (0.9-5.2)	2.8 (0.9-5.4)	4.0 (0.9-6.1)	5.4 (0.9-6.4)
Input Power	Cooling/Heating		kW	0.400/0.500	0.555/0.560	0.805/0.910	1.175/1.350
EER	Cooling		W/W	5.00	4.50	4.22	3.57
COP	Heating			5.00	5.00	4.40	4.00
Pdesign	Cooling/Heating (-10°C)		kW	2.0/2.3	2.5/2.4	3.4/2.5	4.2/4.0
SEER	Cooling		W/W	9.10	9.20	9.20	8.30
SCOP	Heating (Average)			5.30	5.20	5.20	4.50
Energy Efficiency Class	Cooling			A+++	A+++	A+++	A++
	Heating (Average)			A+++	A+++	A+++	A+
Max. Operating Current	Cooling/Heating		A	6.5/9.0	6.5/9.0	6.5/9.0	9.0/10.5
Annual Energy Consumption	Cooling		kWh/a	77	95	129	177
	Heating			607	645	672	1,242
Moisture Removal			l/h	1.0	1.3	1.8	2.1
Sound Pressure Level	Indoor (Cooling)	H/M/L/Q	dB(A)	38/33/29/19	40/34/29/19	40/35/30/19	43/36/30/20
	Indoor (Heating)	H/M/L/Q		41/35/31/21	42/36/31/21	42/38/33/21	44/39/33/24
	Outdoor (Cooling/Heating)	High		46/46	46/48	50/50	50/50
Sound Power Level	Indoor (Cooling/Heating)	High		54/56	55/57	56/58	57/59
	Outdoor (Cooling/Heating)	High		61/62	61/63	65/66	65/66
Airflow Rate	Indoor/Outdoor (Cooling)	High	m^3/h	650/1,610	700/1,610	700/1,680	770/1,680
	Indoor/Outdoor (Heating)	High		720/1,560	750/1,610	770/1,580	800/1,580
Net Dimensions H x W x D	Indoor		mm	270 × 834 × 215	270 × 834 × 215	270 × 834 × 215	270 × 834 × 215
	Outdoor		mm	542 × 799 × 290	542 × 799 × 290	542 × 799 × 290	542 × 799 × 290
Weight	Indoor		kg (lbs)	10 (22)	10 (22)	10 (22)	10 (22)
	Outdoor		kg (lbs)	30 (66)	30 (66)	31 (68)	32 (71)
Connection Pipe Diameter (Liquid/Gas)			mm	6.35/9.52			
Drain Hose Diameter (I.D./O.D.)				13.8/15.0 to 16.8			
Max. Pipe Length (Pre-Charge)			m	20 (15)			
Max. Height Difference				15			
Operating Range	Cooling		°CDB	-10 to 46			
	Heating			-15 to 24			
Refrigerant	Type (Global Warming Potential)			R32 (675)			
	Charge		kg (CO2eq-T)	0.75 (0.506)	0.75 (0.506)	0.85 (0.574)	0.85 (0.574)

Optional parts

* For optional parts compatibility of Intesis devices, please refer to the optional parts compatibility list page C-046.

Compact wired remote controller:	UTY-RCRGZ1	External switch controller:	UTY-TERX	Network Convertor for single split (DC power supply type):	UTY-VTGX
Wired remote controller (touch panel):	UTY-RNRGZ5	WLAN adapter:	UTY-TFSXF2	Network Convertor for single split (AC power supply type):	UTY-VTGXV
Wired remote controller:	UTY-RLRG	Communication kit:	UTY-TWRXZ2	Silver Ion filter:	UTR-FA16-5
Simple remote controller (without operation mode):	UTY-RHRG	External input and output PCB:	UTY-XCSXZ2		
Simple remote controller:	UTY-RSRG	External connect kit:	UTY-XWZX		

Dimensions

(Unit: mm)

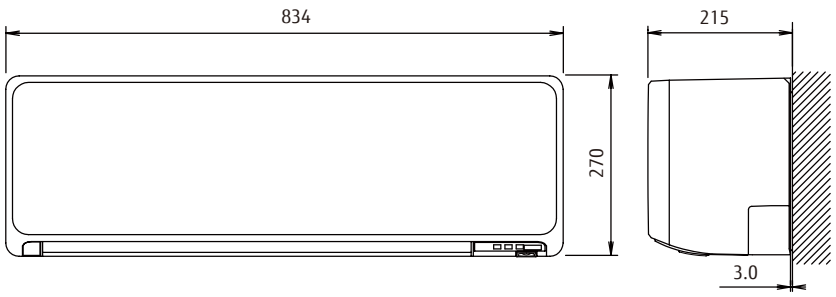

NEW

Wall-mounted type

Designer Series

Cool Beauty Design



REFRIGERANT R32

ALL DC

Economy | Powerful | 10°C HEAT | Low Noise | Auto Changeover | Up/Down | Adjust | Restart | Sleep | Program | Weekly | Filter | ION | AF | Washable | Silver Ion

Cool Beauty Design

We have designed this series exclusively for the European market. The exterior design harmonizes beautifully with any decor and adds comfortable elegance to the room. The light, elegant and three-dimensional expression achieved by the curved surface is beautiful from any angle.



CMF: COLOR MATERIAL FINISH

The texture of the front panel expresses the craftsmanship of Europe, and changes its expression with the changing light of the day.

High energy saving

High-efficiency has been achieved by the lambda heat exchanger, large cross-flow fan, and the new refrigerant.

Rank
Cooling *1 A++
Heating *2 A+

SEER 7.4 *1
*1: 07/09 models

SCOP 4.4 *2
*2: 12 model

Hybrid-heat exchanger

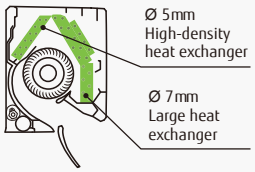

Ø107 Large cross-flow fan

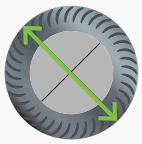

Ø107

Comfortable airflow & Quiet operation

The large louver and the new air-blowing structure create a comfortable air flow that spreads all the way down to the user's feet with quiet operation.



20 dB(A)
Cooling only

Smart Device control (Option)

With the optional WLAN adapter installed in the air conditioner, you can control it from anywhere with your smart device. WLAN adapter can be installed easily without specialized installation work.

You need to install the FGLair app on your smart device in order to control the air conditioner.

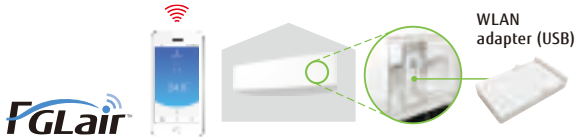

Model: ASHG07KETE/ASHG09KETE/ASHG12KETE/ASHG14KETE
ASHG07KETE-B/ASHG09KETE-B/ASHG12KETE-B/ASHG14KETE-B



Peal white X White



Silver X Dark gray



Wireless RC



For ASHG07/09/12KETE
ASHG07/09/12KETE-B



For ASHG14KETE
ASHG14KETE-B

Specifications

Model name	Indoor unit			ASHG07KETE ASHG07KETE-B	ASHG09KETE ASHG09KETE-B	ASHG12KETE ASHG12KETE-B	ASHG14KETE ASHG14KETE-B
	Outdoor unit			AOHG07KETA	AOHG09KETA	AOHG12KETA	AOHG14KETA
Power Source				Single phase, ~230 V, 50 Hz			
Capacity	Cooling		kW	2.0 (0.9 - 3.0)	2.5 (0.9 - 3.2)	3.4 (0.9 - 3.9)	4.2 (0.9 - 4.4)
	Heating			2.5 (0.9 - 3.4)	2.8 (0.9 - 4.0)	4.0 (0.9 - 5.3)	5.4 (0.9 - 6.0)
Input Power	Cooling/Heating		kW	0.450/0.555	0.630/0.620	0.935/0.960	1.220/1.410
EER	Cooling		W/W	4.43	3.97	3.65	3.44
COP	Heating			4.52	4.52	4.17	3.83
Pdesign	Cooling/Heating (-10°C)		kW	2.0/2.3	2.5/2.4	3.4/2.5	4.2/4.0
SEER	Cooling		W/W	7.40	7.40	7.30	6.90
SCOP	Heating (Average)			4.10	4.10	4.40	4.10
Energy Efficiency Class	Cooling			A++	A++	A++	A++
	Heating (Average)			A+	A+	A+	A+
Max. Operating Current	Cooling/Heating		A	6.5/9.0	6.5/9.0	6.5/9.0	6.5/9.0
Annual Energy Consumption	Cooling		kWh/a	95	118	163	213
	Heating			785	819	795	1,367
Moisture Removal			l/h	1.0	1.3	1.8	2.1
Sound Pressure Level	Indoor (Cooling)	H/M/L/Q	dB(A)	38/33/29/20	40/34/29/20	40/35/30/20	43/36/30/20
	Indoor (Heating)	H/M/L/Q		41/35/31/22	42/36/31/22	42/38/33/22	44/39/33/24
	Outdoor (Cooling/Heating)	High		46/46	46/46	50/50	50/50
Sound Power Level	Indoor (Cooling/Heating)	High		54/56	55/57	55/58	57/59
	Outdoor (Cooling/Heating)	High		61/61	61/62	65/65	65/66
Airflow Rate	Indoor/Outdoor (Cooling)	High	m^3/h	650/1,650	700/1,650	700/1,700	770/1,680
	Indoor/Outdoor (Heating)	High		720/1,450	750/1,450	770/1,470	800/1,580
Net Dimensions H x W x D	Indoor		mm	295 × 950 (wall side: 840) × 230			
	Outdoor			541 × 663 × 290	541 × 663 × 290	541 × 663 × 290	542 × 799 × 290
Weight	Indoor		kg (lbs)	11 (24)	11 (24)	11 (24)	11.5 (25)
	Outdoor			23 (51)	23 (51)	25 (55)	31 (68)
Connection Pipe Diameter (Liquid/Gas)			mm	6.35/9.52	6.35/9.52	6.35/9.52	6.35/9.52
Drain Hose Diameter (I.D./O.D.)				13.8/15.0 to 16.8	13.8/15.0 to 16.8	13.8/15.0 to 16.8	13.8/15.0 to 16.8
Max. Pipe Length (Pre-Charge)			m	20 (15)	20 (15)	20 (15)	20 (15)
Max. Height Difference				15	15	15	15
Operating Range	Cooling		°CDB	-10 to 46	-10 to 46	-10 to 46	-10 to 46
	Heating			-15 to 24	-15 to 24	-15 to 24	-15 to 24
Refrigerant	Type (Global Warming Potential)			R32 (675)	R32 (675)	R32 (675)	R32 (675)
	Charge		kg (CO2eq-T)	0.6 (0.405)	0.6 (0.405)	0.7 (0.473)	0.85 (0.574)

Optional parts

* For optional parts compatibility of Intesis devices, refer to the optional parts compatibility list Page C-046.

Compact wired remote controller:	UTY-RCRGZ1	Communication kit:	UTY-TWRXZ2	Network Convertor for single split (DC power supply type):	UTY-VTGX
Wired remote controller (touch panel):	UTY-RNRGZ5	External input and output PCB:	UTY-XCSXZ2	Network Convertor for single split (AC power supply type):	UTY-VTGXV
Wired remote controller:	UTY-RLRG	External connect kit:	UTY-XWZXZ5	Silver Ion filter:	UTR-FA16-5
Simple remote controller (without operation mode):	UTY-RHRG	External switch controller:	UTY-TERX		
Simple remote controller:	UTY-RSRG	WLAN adapter:	UTY-TFSXF2		

Dimensions

(Unit: mm)

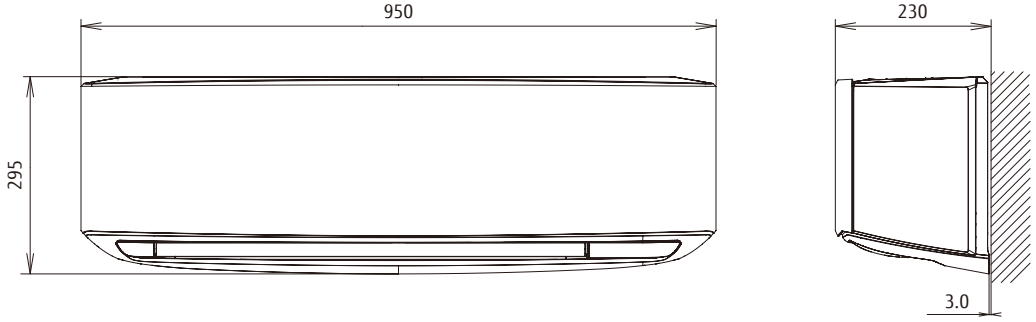

NEW

Wall-mounted type

Standard Series

High-Efficiency & Comfort



REFRIGERANT R32

GOOD DESIGN

ALL DC

Economy | Powerful | 10°C HEAT | Low Noise | Auto Changeover | Up/Down | Adjust | Restart | Sleep | Program | Filter | Silver Ion

Slim & stylish square design

The slim and stylish square design of this indoor unit is realized by using a high-density, multipath heat exchanger and a high-efficiency wind blower.

Hybrid-heat exchanger

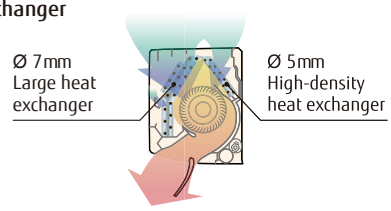

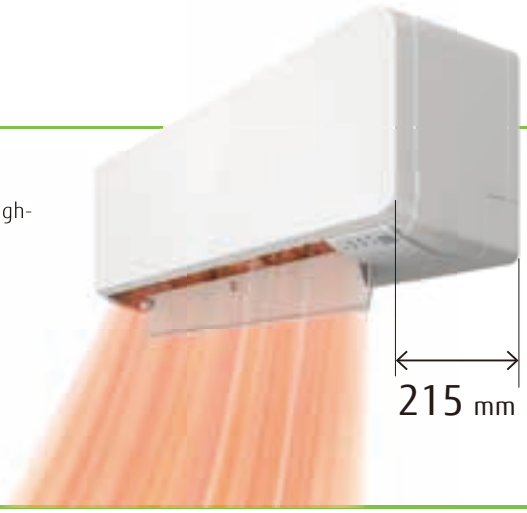

High energy saving

High-efficiency has been achieved by the lambda heat exchanger, large cross-flow fan, and the new refrigerant.

Rank *1
Cooling A++
Heating A+

SEER 7.4 *1

SCOP 4.4 *2

*1: 07/09 models

*2: 12 model

Comfortable airflow & Quiet operation

The large louver and the new air-blowing structure create a comfortable air flow that spreads all the way down to the user's feet with quiet operation.



20 dB(A)

Cooling only

Smart Device control (Option)

With the optional WLAN adapter installed in the air conditioner, you can control it from anywhere with your smart device. WLAN adapter can be installed easily without specialized installation work.

You need to install the FGLair app on your smart device in order to control the air conditioner.

FGLair

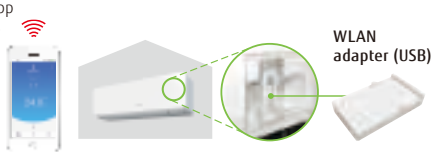

Easy access to the flare pipe connection

Installation when left outlet piping is easier by removable under cover of the indoor unit chassis. Installation when center outlet piping is easier by design change of wall hook bracket.



Model: ASHG07KMCE/ASHG09KMCE/ASHG12KMCE/ASHG14KMCE





Wireless RC



For ASHG07/09/12KMCE



For ASHG14KMCE

Specifications

Model name	Indoor unit			ASHG07KMCE	ASHG09KMCE	ASHG12KMCE	ASHG14KMCE
	Outdoor unit			AOHG07KMCC	AOHG09KMCC	AOHG12KMCC	AOHG14KMCC
Power Source				Single phase, ~230 V, 50 Hz			
Capacity	Cooling		kW	2.0 (0.9-3.0)	2.5 (0.9-3.2)	3.4 (0.9-3.9)	4.2 (0.9-4.4)
	Heating			2.5 (0.9-3.4)	2.8 (0.9-4.0)	4.0 (0.9-5.3)	5.4 (0.9-6.0)
Input Power	Cooling/Heating		kW	0.450/0.555	0.630/0.620	0.935/0.960	1.220/1.410
EER	Cooling		W/W	4.43	3.97	3.65	3.44
COP	Heating			4.52	4.52	4.17	3.83
Pdesign	Cooling/Heating (-10°C)		kW	2.0/2.3	2.5/2.4	3.4/2.5	4.2/4.0
SEER	Cooling		W/W	7.40	7.40	7.30	6.90
SCOP	Heating (Average)			4.10	4.10	4.40	4.10
Energy Efficiency Class	Cooling			A++	A++	A++	A++
	Heating (Average)			A+	A+	A+	A+
Max. Operating Current	Cooling/Heating		A	6.5/9.0	6.5/9.0	6.5/9.0	6.5/9.0
Annual Energy Consumption	Cooling		kWh/a	95	118	163	213
	Heating			785	819	795	1367
Moisture Removal			l/h	1.0	1.3	1.8	2.1
Sound Pressure Level	Indoor (Cooling)	H/M/L/Q	dB(A)	38/33/29/20	40/34/29/20	40/35/30/20	43/36/30/20
	Indoor (Heating)	H/M/L/Q		41/35/31/22	42/36/31/22	42/38/33/22	44/39/33/24
	Outdoor (Cooling/Heating)	High		46/46	46/46	50/50	50/50
Sound Power Level	Indoor (Cooling/Heating)	High		54/56	55/57	55/58	57/59
	Outdoor (Cooling/Heating)	High		61/61	61/62	65/65	65/66
Airflow Rate	Indoor/Outdoor (Cooling)	High	m^3/h	650/1,650	700/1,650	700/1,700	770/1,680
	Indoor/Outdoor (Heating)	High		720/1,450	750/1,450	780/1,470	820/1,580
Net Dimensions H x W x D	Indoor		mm	270 × 834 × 215	270 × 834 × 215	270 × 834 × 215	270 × 834 × 215
	Outdoor		mm	541 × 663 × 290	541 × 663 × 290	541 × 663 × 290	542 × 799 × 290
Weight	Indoor		kg (lbs)	10 (22)	10 (22)	10 (22)	10 (22)
	Outdoor		kg (lbs)	22 (49)	22 (49)	24 (53)	31 (68)
Connection Pipe Diameter (Liquid/Gas)			mm	6.35/9.52	6.35/9.52	6.35/9.52	6.35/9.52
Drain Hose Diameter (I.D./O.D.)				13.8/15.0 to 16.8	13.8/15.0 to 16.8	13.8/15.0 to 16.8	13.8/15.0 to 16.8
Max. Pipe Length (Pre-Charge)			m	20 (15)	20 (15)	20 (15)	20 (15)
Max. Height Difference				15	15	15	15
Operating Range	Cooling		°CDB	-10 to 46	-10 to 46	-10 to 46	-10 to 46
	Heating			-15 to 24	-15 to 24	-15 to 24	-15 to 24
Refrigerant	Type (Global Warming Potential)			R32 (675)	R32 (675)	R32 (675)	R32 (675)
	Charge		kg (CO2eq-T)	0.6 (0.405)	0.6 (0.405)	0.7 (0.473)	0.85 (0.574)

Optional parts

* For optional parts compatibility of Intesis devices, refer to the optional parts compatibility list Page C-046.

Compact wired remote controller: UTY-RCRGZ1
Wired remote controller (touch panel): UTY-RNRGZ5
Wired remote controller: UTY-RLRG
Simple remote controller (without operation mode): UTY-RHRG
Simple remote controller: UTY-RSRG
Communication kit: UTY-TWRXZ2
External input and output PCB: UTY-XCSXZ2
External connect kit: UTY-XWZXZ5
External switch controller: UTY-TERX
WLAN adapter: UTY-TFSXF2
Network Convertor for single split (DC power supply type): UTY-VTGX
Network Convertor for single split (AC power supply type): UTY-VTGXV
Silver Ion filter: UTR-FA16-5

Dimensions

(Unit: mm)



NEW

Wall-mounted type

Standard Series

High-Efficiency & Large Rooms



REFRIGERANT R32

ALL DC

Economy | Powerful | 10°C HEAT | Low Noise | Auto Changeover | Up/Down | Double | Adjust | Restart | Sleep | Program | Weekly | Filter | ION | AF | Washable | Silver Ion

High energy saving

High-efficiency has been achieved by the lambda heat exchanger, large cross-flow fan, and the new refrigerant.

Rank A++ *1

SEER 7.8 *1

SCOP 4.6 *1

*18 model



Hybrid-heat exchanger

The large hybrid heat exchanger has greatly improved the heat exchange efficiency to achieve top-level SEER and SCOP.

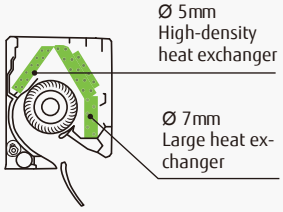

Ø107 Large cross-flow fan

The large-diameter fan generates air volume efficiently even at reduced power.

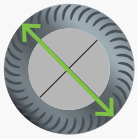

Ø107

Smart Device control (Option)

With the optional WLAN adapter installed in the air conditioner, you can control it from anywhere with your smart device. WLAN adapter can be installed easily without specialized installation work.

You need to install the FGLair app on your smart device in order to control the air conditioner.

FGLair

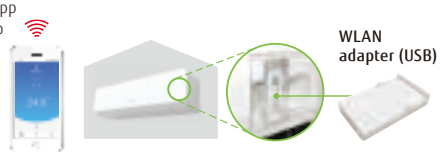

Easy access to the flare pipe connection

Installation when left outlet piping is easier by removable under cover of the indoor unit chassis. Installation when center outlet piping is easier by design change of wall hook bracket.



Model: ASHG18KMTE/ASHG24KMTE





Wireless RC



For ASHG18KMTE



For ASHG24KMTE

Specifications

Model name	Indoor unit			ASHG18KMTE	ASHG24KMTE
	Outdoor unit			AOHG18KMTA	AOHG24KMTA
Power Source				Single phase, ~230 V, 50 Hz	
Capacity	Cooling		kW	5.2 (0.9-6.0)	7.1 (0.9-8.3)
	Heating			6.3 (0.9-8.7)	8.0 (0.9-10.1)
Input Power	Cooling/Heating		kW	1.39/1.56	2.08/1.91
EER	Cooling		W/W	3.74	3.41
COP	Heating			4.04	4.19
Pdesign	Cooling/Heating (-10°C)		kW	5.2/4.8	7.1/7.1
SEER	Cooling		W/W	7.77	7.30
SCOP	Heating (Average)			4.60	4.20
Energy Efficiency Class	Cooling			A++	A++
	Heating (Average)			A++	A+
Max. Operating Current	Cooling/Heating		A	9.5/13.5	13.5/16.0
Annual Energy Consumption	Cooling		kWh/a	234	340
	Heating			1,460	2,362
Moisture Removal			l/h	1.7	2.7
Sound Pressure Level	Indoor (Cooling)	H/M/L/Q	dB(A)	45/40/35/29	49/40/35/29
	Indoor (Heating)	H/M/L/Q		46/40/35/29	49/40/35/29
	Outdoor (Cooling/Heating)	High		50/50	54/52
Sound Power Level	Indoor (Cooling/Heating)	High		60/61	65/65
	Outdoor (Cooling/Heating)	High		65/65	67/66
Airflow Rate	Indoor/Outdoor (Cooling)	High	m^3/h	980/2,350	1,170/3,240
	Indoor/Outdoor (Heating)	High		1,020/2,100	1,170/2,820
Net Dimensions H x W x D	Indoor		mm	280 × 980 × 240	280 × 980 × 240
	Outdoor		mm	632 × 799 × 290	716 × 820 × 315
Weight	Indoor		kg (lbs)	12.5 (28)	12.5 (28)
	Outdoor		kg (lbs)	36 (79)	42 (93)
Connection Pipe Diameter (Liquid/Gas)			mm	6.35/12.70	6.35/12.70
Drain Hose Diameter (I.D./O.D.)				13.8/15.8 to 16.7	13.8/15.8 to 16.7
Max. Pipe Length (Pre-Charge)			m	25 (15)	30 (15)
Max. Height Difference				20	25
Operating Range	Cooling		°CDB	-10 to 46	-10 to 46
	Heating			-15 to 24	-15 to 24
Refrigerant	Type (Global Warming Potential)			R32 (675)	R32 (675)
	Charge		kg (CO2eq-T)	1.02 (0.689)	1.32 (0.891)

Optional parts

* For optional parts compatibility of Intesis devices, refer to the optional parts compatibility list Page C-046.

Compact wired remote controller:	UTY-RCRGZ1	Communication kit:	UTY-TWRXZ2	Network Convertor for single split (DC power supply type):	UTY-VTGX
Wired remote controller (touch panel):	UTY-RNRGZ5	External input and output PCB:	UTY-XCSXZ2	Network Convertor for single split (AC power supply type):	UTY-VTGXV
Wired remote controller:	UTY-RLRG	External connect kit:	UTY-XWZXZ5	Silver Ion filter:	UTR-FA16-5
Simple remote controller (without operation mode):	UTY-RHRG	WLAN adapter:	UTY-TFSXF2		
Simple remote controller:	UTY-RSRG	External switch controller:	UTY-TERX		

Dimensions

(Unit: mm)

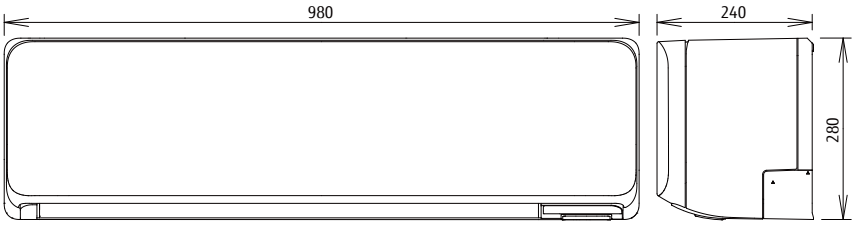

Wall-mounted type

Standard Series

High-Efficiency & Large Rooms



ALL DC

Save | Economy | Powerful | 10°C HEAT | Low Noise | Auto Changeover | Double | Adjust | Restart | Sleep | Program | Weekly | Filter | ION | AF | Washable | Silver Ion | Blue Fin

Small, lightweight outdoor unit

The outdoor unit in this series is smaller and lighter than previous-generation outdoor units. It can be installed in a narrow space.



Occupancy sensor

The Occupancy sensor monitors the movements of people in a room and operates the air conditioner at a lower capacity when people leave the room. When people come back to the room, it automatically returns to the previous operating mode.



Adopting new R32 refrigerant

R32 refrigerant is an environmentally friendly refrigerant with a significantly lower Global Warming Potential (GWP) than conventional refrigerant.

Smart Device control (Option)

With the optional WLAN adapter installed in the air conditioner, you can control it from anywhere with your smart device. WLAN adapter can be installed easily without specialized installation work.

You need to install the FGLair app on your smart device in order to control the air conditioner.

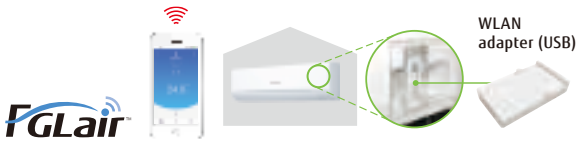

Model: ASHG30KMTA / ASHG36KMTA





Wireless RC



Specifications

Model No.	Indoor unit			ASHG30KMTA	ASHG36KMTA
	Outdoor unit			AOHG30KMTA	AOHG36KMTA
Power Source				Single phase, ~230V, 50Hz	
Capacity	Cooling		kW	8.0 (2.9-9.0)	9.4(2.9-10.0)
	Heating			8.8(2.2-11.0)	10.1(2.7-11.2)
Input Power	Cooling/Heating		kW	2.33/2.20	3.16/2.73
EER	Cooling		W/W	3.43	2.97
COP	Heating			4.00	3.70
Pdesign	Cooling/Heating(-10°C)		kW	8.0/6.5	9.4/7.1
SEER	Cooling		W/W	6.67	6.14
SCOP	Heating (Average)			4.54	4.52
Energy Efficiency Class	Cooling			A++	A++
	Heating (Average)			A+	A+
Max. Operating Current	Cooling/Heating		A	21.0/21.0	21.5/21.5
Annual Energy Consumption	Cooling		kWh/a	419	535
	Heating			2,001	2,198
Moisture Removal			l/h	2.6	3.8
Sound Pressure Level	Indoor (Cooling)	H/M/L/Q	dB(A)	50/44/40/33	50/44/40/33
	Indoor (Heating)	H/M/L/Q		49/44/39/33	49/44/39/33
	Outdoor(Cooling/Heating)	High		53/55	55/55
Sound Power Level	Indoor(Cooling/Heating)	High		65/65	65/65
	Outdoor(Cooling/Heating)	High		68/69	70/70
Airflow Rate	Indoor / Outdoor (Cooling)	High	m^3/h	1,330/3,750	1,330/3,750
	Indoor / Outdoor (Heating)	High		1,330/3,750	1,330/3,750
Net Dimensions H x W x D	Indoor		mm	340 × 1,150 × 280	340 × 1,150 × 280
	Outdoor		mm	788 × 940 × 320	788 × 940 × 320
Weight	Indoor		kg(lbs)	18.5(41)	18.5(41)
	Outdoor		kg(lbs)	52.0(115)	52.0(115)
Connection Pipe Diameter (Liquid / Gas)			mm	9.52/15.88	9.52/15.88
Drain hose Diameter (I.D./O.D.)				13.8/15.8 to 16.7	13.8/15.8 to 16.7
Max. Pipe Length (Pre-Charge)			m	50(30)	50(30)
Max. Height Difference				30	30
Operating Range	Cooling		°CDB	-15to46	-15to46
	Heating			-15to24	-15to24
Refrigerant	Type (Global Warming Potential)			R32(675)	R32(675)
	Charge		kg(CO2eq-T)	1.90(1.283)	1.90(1.283)

Optional parts

* For optional parts compatibility of Intesis devices, refer to the optional parts compatibility list Page C-046.

Compact wired remote controller: UTY-RCRGZ1
Wired remote controller (touch panel): UTY-RNRGZ5
Wired remote controller: UTY-RLRG
Simple remote controller (without operation mode): UTY-RHRG
Simple remote controller: UTY-RSRG

External connect kit: UTY-XWZXZ5
External Input and Output PCB: UTY-XCSXZ2
Communication kit: UTY-TWRXZ2
WLAN adapter: UTY-TFSXF2
External switch controller: UTY-TERX

Network Convertor for single split (DC power supply type): UTY-VTGX
Network Convertor for single split (AC power supply type): UTY-VTGXV
Silver Ion Filter: UTR-FA13-3

Dimensions

(Unit: mm)

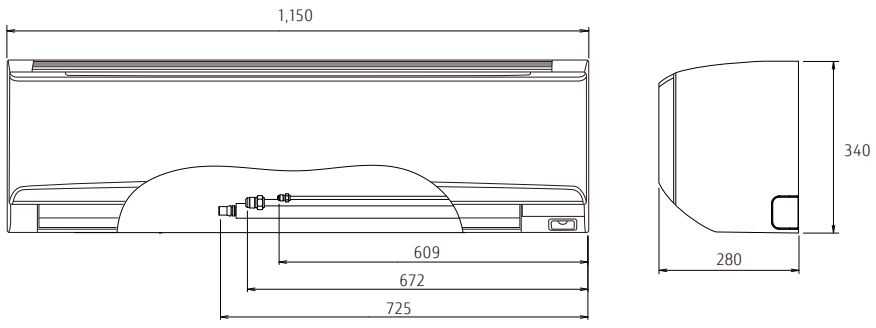

NEW

Wall-mounted type

ECO Series

Compact Size



REFRIGERANT R32

reddot award 2019 winner

ALL DC

Economy | Powerful | Auto Changeover | Up/Down | Adjust | Restart | Sleep | Program | Filter | Washable | Silver Ion

Slim & stylish square design

The slim and stylish square design of this indoor unit is realized by using a high-density, multipath heat exchanger and a high-efficiency wind blower.



High energy saving

High-efficiency has been achieved by the lambda heat exchanger, large cross-flow fan, and the new refrigerant.

Rank *1
Cooling A++
Heating *2 A+

SEER 6.7*1
*1:07/09 models

SCOP 4.1*2
*2: 12 model

Comfortable airflow & Quiet operation

The large louver and the new air-blowing structure create a comfortable air flow that spreads all the way down to the user's feet with quiet operation.



22 dB(A)
Cooling only

Smart device Control (Option)

With the optional WLAN adapter installed in the air conditioner, you can control it from anywhere with your smart device. WLAN adapter can be installed easily without specialized installation work.

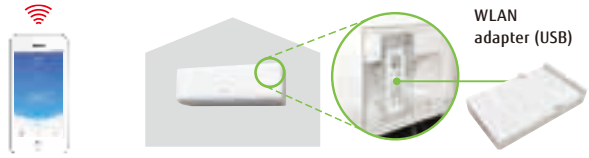

Easy access to the flare pipe connection

Installation when left outlet piping is easier by removable under cover of the indoor unit chassis. Installation when center outlet piping is easier by design change of wall hook bracket.



Model: ASHG07KPCE/ASHG09KPCE/ASHG12KPCE





Wireless RC



Specifications

Model name	Indoor unit			ASHG07KPCE	ASHG09KPCE	ASHG12KPCE
	Outdoor unit			AOHG07KPCA	AOHG09KPCA	AOHG12KPCA
Power Source				Single phase, ~230 V, 50 Hz		
Capacity	Cooling		kW	2.0 (0.9-2.8)	2.5 (0.9-3.0)	3.4 (0.9-3.7)
	Heating			2.5 (0.9-3.4)	2.8 (0.9-3.8)	3.8 (0.9-4.8)
Input Power	Cooling/Heating		kW	0.48/0.63	0.71/0.79	1.00/1.14
EER	Cooling		W/W	4.17	3.52	3.40
COP	Heating			3.97	3.54	3.33
Pdesign	Cooling/Heating (-10°C)		kW	2.0/2.2	2.5/2.4	3.4/2.5
SEER	Cooling		W/W	6.70	6.70	6.30
SCOP	Heating (Average)			4.00	4.00	4.10
Energy Efficiency Class	Cooling			A++	A++	A++
	Heating (Average)			A+	A+	A+
Max. Operating Current	Cooling/Heating		A	6.5/9.0	6.5/9.0	6.5/9.0
Annual Energy Consumption	Cooling		kWh/a	104	131	189
	Heating			769	840	853
Moisture Removal			l/h	1.0	1.3	1.8
Sound Pressure Level	Indoor (Cooling)	H/M/L/Q	dB(A)	45/38/31/22	45/38/31/22	46/40/33/22
	Indoor (Heating)	H/M/L/Q		45/40/36/26	45/40/36/26	46/40/35/27
	Outdoor (Cooling/Heating)	High		45/46	47/47	49/51
Sound Power Level	Indoor (Cooling/Heating)	High		57/58	58/58	59/59
	Outdoor (Cooling/Heating)	High		57/58	59/59	62/62
Airflow Rate	Indoor/Outdoor (Cooling)	High	m^3/h	580/1,650	580/1,650	630/1,700
	Indoor/Outdoor (Heating)	High		580/1,450	580/1,450	630/1,470
Net Dimensions H x W x D	Indoor		mm	270 × 784 × 224	270 × 784 × 224	270 × 784 × 224
	Outdoor		mm	541 × 663 × 290	541 × 663 × 290	541 × 663 × 290
Weight	Indoor		kg (lbs)	8 (18)	8 (18)	8 (18)
	Outdoor		kg (lbs)	23 (51)	23 (51)	25 (55)
Connection Pipe Diameter (Liquid/Gas)			mm	6.35/9.52	6.35/9.52	6.35/9.52
Drain Hose Diameter (I.D./O.D.)				11.8/15.0 to 16.8	11.8/15.0 to 16.8	11.8/15.0 to 16.8
Max. Pipe Length (Pre-Charge)			m	20 (15)	20 (15)	20 (15)
Max. Height Difference				15	15	15
Operating Range	Cooling		°CDB	-10 to 46	-10 to 46	-10 to 46
	Heating			-15 to 24	-15 to 24	-15 to 24
Refrigerant	Type (Global Warming Potential)			R32 (675)	R32 (675)	R32 (675)
	Charge		kg (CO2eq-T)	0.55 (0.371)	0.55 (0.371)	0.59 (0.398)

Optional parts

* For optional parts compatibility of Intesis devices, refer to the optional parts compatibility list Page C-046.

WLAN adapter: UTY-TFSXF2
Silver Ion Filter: UTR-FA16-5

Dimensions

(Unit: mm)



Wall-mounted type

ECO Series

Comfort for Large Rooms



ALL DC

Economy Powerful Auto Changeover Up/Down Adjust Restart Sleep Program Filter Washable Silver Ion

Narrow width & Compact Design

Compact and versatile. Powerful airflow is realized despite the 790-mm width compact design for small spaces such as bedrooms or home offices.



Economy operation

Set temperature automatically increases or decreases by 1°C. The thermostat setting is adjusted automatically according to the room temperature to avoid unnecessary cooling or heating.

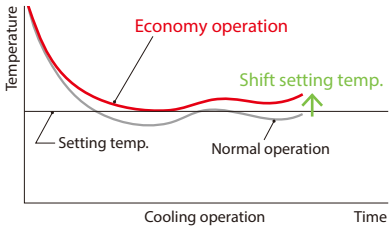

Powerful operation

In powerful operation mode, the compressor operates at maximum speed for 20 minutes to provide a powerful airflow. Rapid cooling and heating makes the room comfortable quickly.

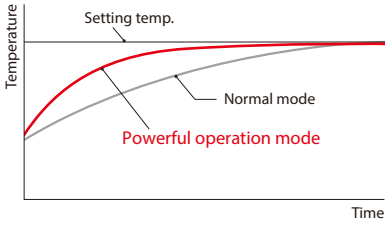

ON-OFF Programmable timer

You can set ON/OFF or OFF/ON times depending on your lifestyle needs. (Setting time: 0.5, 1, 1.5, 2, 2.5, -----9.5, 10, 11, 12 hours)

Low ambient operation

-15°C
Heating

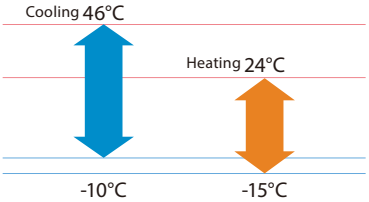

Model: ASHG18KLCA/ASHG24KLCA





Wireless RC



For ASHG18KLCA



For ASHG24KLCA

Specifications

Model name	Indoor unit			ASHG18KLCA	ASHG24KLCA
	Outdoor unit			A0OG18KLCA	A0OG24KLCA
Power Source				Single phase, ~230 V, 50 Hz	
Capacity	Cooling		kW	5.2 (0.9-5.5)	7.1 (0.9-7.7)
	Heating			6.3 (0.6-7.6)	8.0 (0.9-9.0)
Input Power	Cooling/Heating		kW	1.685/1.80	2.42/2.225
EER	Cooling		W/W	3.09	2.93
COP	Heating			3.50	3.60
Pdesign	Cooling/Heating (-10°C)		kW	5.20/4.80	7.10/7.10
SEER	Cooling		W/W	7.20	7.10
SCOP	Heating (Average)			4.30	4.00
Energy Efficiency Class	Cooling			A++	A++
	Heating (Average)			A+	A+
Max. Operating Current	Cooling/Heating		A	9.5/13.5	13.5/17.5
Annual Energy Consumption	Cooling		kWh/a	253	350
	Heating			1563	2485
Moisture Removal			l/h	1.9	3.1
Sound Pressure Level	Indoor (Cooling)	H/M/L/Q	dB(A)	47/44/40/35	51/45/38/33
	Indoor (Heating)	H/M/L/Q		50/45/41/37	52/45/41/37
	Outdoor (Cooling/Heating)	High		50/56	55/57
Sound Power Level	Indoor (Cooling/Heating)	High		60/65	64/65
	Outdoor (Cooling/Heating)	High		61/66	65/67
Airflow Rate	Indoor/Outdoor (Cooling)	High	m^3/h	865/1,830	1,040/2,885
	Indoor/Outdoor (Heating)	High		995/2,265	1,040/3,030
Net Dimensions H x W x D	Indoor		mm	293 × 790 × 249	293 × 790 × 249
	Outdoor		mm	542 × 799 × 290	632 × 799 × 290
Weight	Indoor		kg (lbs)	9.5 (21)	10.0 (22)
	Outdoor		kg (lbs)	33 (73)	38 (84)
Connection Pipe Diameter (Liquid/Gas)			mm	6.35/9.52	6.35/12.70
Drain Hose Diameter (I.D./O.D.)				13.8/15.8 to 16.7	13.8/15.8 to 16.7
Max. Pipe Length (Pre-Charge)			m	25 (15)	30 (15)
Max. Height Difference				20	25
Operating Range	Cooling		°CDB	-10 to 46	-10 to 46
	Heating			-15 to 24	-15 to 24
Refrigerant	Type (Global Warming Potential)			R32 (675)	R32 (675)
	Charge		kg (CO2eq-T)	0.85 (0.574)	1.10 (0.743)

Optional parts

* For optional parts compatibility of Intesis devices, refer to the optional parts compatibility list Page C-046.

Silver Ion Filter: UTR-FA16-5

Dimensions

(Unit: mm)

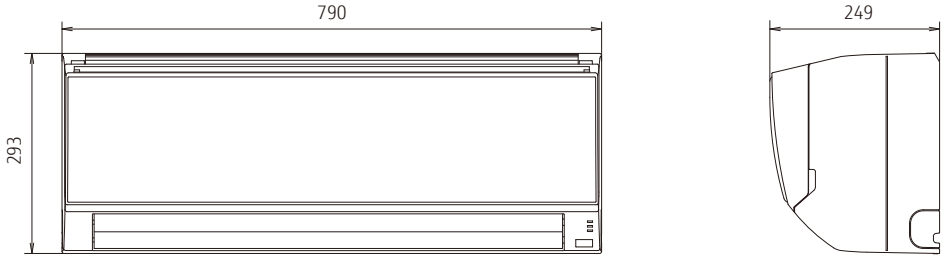

Compact Cassette

Compact 4-way Flow Series

Compact Size



ALL DC

Economy | 10°C HEAT | Auto Changeover | Up/Down | Adjust | Restart | OFF Auto OFF | Weekly | Sleep | Program | Filter | On/Off | Drain Pump | Silver Ion

Compact and stylish panel design

The compact and stylish panel fits nicely into a grid-type ceiling. Its linear design is a perfect fit into a grid of 620 mm × 620 mm in the ceiling.



Easy maintenance

You can access the unit for maintenance simply by removing a ceiling panel next to the grille. As no inspection hole needs to be cut through the ceiling, no additional construction cost is incurred.



The air inlet grille can be installed to open in any direction for easy maintenance.



Flexible installation

The unit fits nicely into the decor of a grid-type ceiling and can be installed near the lighting or a ventilation opening.



Link up with a variety of Central Control System (Option)

Centralized control including facilities and equipment in addition to air conditioning is possible by linking up with MODBUS, KNX interfaces.



Central Control System

Model: AUXG09KVLA /AUXG12KVLA/AUXG14KVLA/AUXG18KVLA/AUXG22KVLA/AUXG24KVLA





For AUXG9/12/14KVLA



For AUXG18/22KVLA



For AUXG24KVLA

Specifications

Model name	Indoor unit			AUXG09KVLA	AUXG12KVLA	AUXG14KVLA	AUXG18KVLA	AUXG22KVLA	AUXG24KVLA
	Outdoor unit			AOHG09KBTB	AOHG12KBTB	AOHG14KBTB	AOHG18KBTB	AOHG22KBTB	AOHG24KBTB
Power Source				Single phase, ~230 V, 50 Hz					
Capacity	Cooling		kW	2.5 (0.9-3.2)	3.5 (0.9-4.4)	4.3 (0.9-5.4)	5.2 (0.9-5.9)	6.0 (0.9-6.7)	6.8 (0.9-8.0)
	Heating			3.2 (0.9-4.7)	4.1 (0.9-5.7)	5.0 (0.9-6.5)	6.0 (0.9-7.5)	7.0 (0.9-8.0)	7.5 (0.9-9.1)
Input Power	Cooling/Heating		kW	0.55/0.79	0.93/1.08	1.28/1.32	1.60/1.66	1.82/1.87	2.21/2.03
EER	Cooling		W/W	4.57	3.76	3.36	3.25	3.30	3.08
COP	Heating			4.05	3.80	3.79	3.61	3.74	3.69
Pdesign	Cooling/Heating (-10°C)		kW	2.5/2.6	3.5/3.4	4.3/3.8	5.2/4.4	6.0/4.8	6.8/6.0
SEER	Cooling		W/W	6.70	6.60	6.50	6.60	6.60	6.10
SCOP	Heating (Average)			4.40	4.30	4.40	4.20	4.30	4.00
Energy Efficiency Class	Cooling			A++	A++	A++	A++	A++	A++
	Heating (Average)			A+	A+	A+	A+	A+	A+
Max. Operating Current	Cooling/Heating		A	7.9/7.9	9.7/9.7	10.2/10.2	12.1/12.1	12.6/12.6	13.6/13.6
Annual Energy Consumption	Cooling		kWh/a	131	186	231	275	318	390
	Heating			826	1,106	1,208	1,466	1,562	2,097
Moisture Removal			l/h	0.6	1.2	1.5	2.2	2.6	2.7
Sound Pressure Level	Indoor (Cooling)	H/M/L/Q	dB(A)	33/31/29/27	37/34/30/27	38/34/30/27	38/34/30/26	44/42/36/30	49/44/36/30
	Indoor (Heating)	H/M/L/Q		34/32/29/27	37/34/31/29	43/38/34/30	43/38/34/30	45/43/40/33	49/45/40/33
	Outdoor (Cooling/Heating)	High		46/46	47/47	49/49	50/50	51/51	53/54
Sound Power Level	Indoor (Cooling/Heating)	High		46/47	49/49	50/55	50/55	56/57	59/61
	Outdoor (Cooling/Heating)	High		59/59	61/61	62/62	62/62	63/63	65/66
Airflow Rate	Indoor/Outdoor (Cooling)	High	m^3/h	540/1,480	600/1,580	680/1,670	680/2,160	830/2,240	930/2,700
	Indoor/Outdoor (Heating)	High		540/1,410	600/1,520	800/1,580	800/1,830	860/1,960	930/2,700
Net Dimensions H x W x D	Indoor		mm	245 × 570 × 570	245 × 570 × 570	245 × 570 × 570	245 × 570 × 570	245 × 570 × 570	245 × 570 × 570
	Outdoor		mm	542 × 799 × 290	542 × 799 × 290	542 × 799 × 290	632 × 799 × 290	632 × 799 × 290	716 × 820 × 315
Weight	Indoor		kg (lbs)	15 (33)	15 (33)	15 (33)	15 (33)	16 (35)	16 (35)
	Outdoor		kg (lbs)	32 (71)	33 (73)	33 (73)	36 (79)	38 (84)	42 (93)
Connection Pipe Diameter (Liquid/Gas)			mm	6.35/9.52	6.35/9.52	6.35/9.52	6.35/12.70	6.35/12.70	6.35/12.70
Drain Hose Diameter (I.D./O.D.)				25/32	25/32	25/32	25/32	25/32	25/32
Max. Pipe Length (Pre-Charge)			m	20 (15)	25 (15)	25 (15)	30 (20)	30 (20)	30 (20)
Max. Height Difference				15	20	20	20	25	25
Operating Range	Cooling		°CDB	-15 to 46	-15 to 46	-15 to 46	-15 to 46	-15 to 46	-15 to 46
	Heating			-15 to 24	-15 to 24	-15 to 24	-15 to 24	-15 to 24	-15 to 24
Refrigerant	Type (Global Warming Potential)			R32 (675)	R32 (675)	R32 (675)	R32 (675)	R32 (675)	R32 (675)
	Charge		kg (CO2eq-T)	0.85 (0.574)	0.85 (0.574)	0.85 (0.574)	1.02 (0.689)	1.25 (0.844)	1.25 (0.844)
Cassette Grille	Model name			UTG-UFGF-W	UTG-UFGF-W	UTG-UFGF-W	UTG-UFGF-W	UTG-UFGF-W	UTG-UFGF-W
	Dimensions (H × W × D)		mm	49 × 620 × 620	49 × 620 × 620	49 × 620 × 620	49 × 620 × 620	49 × 620 × 620	49 × 620 × 620
	Weight		kg (lbs)	2.3 (5)	2.3 (5)	2.3 (5)	2.3 (5)	2.3 (5)	2.3 (5)

Optional parts

* For optional parts compatibility of Intesis devices, refer to the optional parts compatibility list Page C-046.

Compact wired remote controller:	UTY-RCRGZ1	Wireless remote controller:	UTY-LNTG	Network Convertor for single split (DC power supply type):	UTY-VTGX
Wired remote controller (touch panel):	UTY-RNRGZ5	External switch controller:	UTY-TERX	Network Convertor for single split (AC power supply type):	UTY-VTGXV
Wired remote controller:	UTY-RLRG	WLAN adapter:	UTY-TFSXZ1	Insulation kit for high humidity:	UTZ-KXGC
	UTY-RNNGM		FJ-RC-WIFI-1	External input and output PCB:	UTY-XCSX
	UTY-RVNGM	Air Outlet Shutter Plate:	UTR-YDZB	External input and output PCB box:	UTZ-GXRA
Simple remote controller (without operation mode):	UTY-RHRG	External connect kit:	UTY-XWZXZG	Silver Ion Filter:	UTD-HFAA
Simple remote controller:	UTY-RSRG	Cassette Grille:	UTG-UFGF-W		
	UTY-RSNGM	Fresh air intake kit:	UTZ-VXAA		

Dimensions

(Unit: mm)

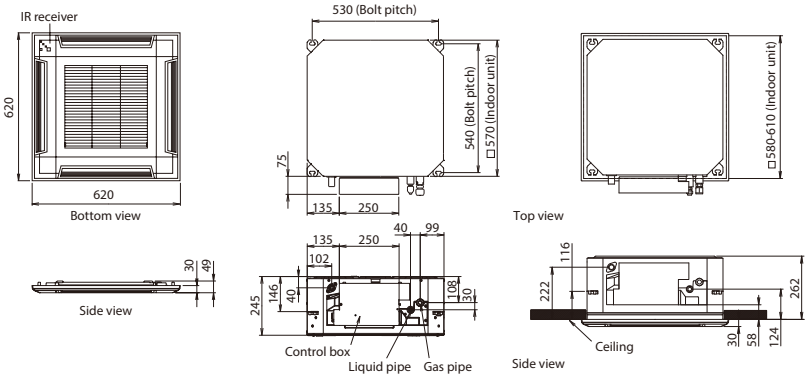

Cassette

Circular Flow Series

Comfort for Large Rooms



ALL DC

Economy | Set Temp. | Return | Auto Changeover | Up/Down | Adjust | Restart | Duct | Distributing | Individual | Auto OFF | Weekly | Filter | On/Off | Silver Ion | Drain Pump | Blue Fin (30/36/45/54)

Unique Circular Flow design

The Cassette model realizes a Circular Flow to blow a large airflow in a 360° direction by using a high-performance DC fan motor, turbo fan, and a unique seamless airflow louver design.



Airflows avoid blowing cool air directly at the occupants in the room, providing more comfortable air conditioning.



Provides efficient air conditioning based on the room layout

Individual louver control

Each louver can be controlled individually with a wired remote controller equipped with a touch panel to provide different directional airflows according to the room layout.

*Wired remote controller (touch panerl) (UTY-RNRYZ3) only

The Occupancy sensor yields more energy savings.
Energy saving operation starts automatically by detecting the motion of a person. Two modes of save operation mode and stop mode can be selected.

Compact and lightweight outdoor unit

The outdoor units for the 45,000 BTU and 54,000 BTU models have been completely redesigned. Easier installation is achieved for this compact and lightweight outdoor unit.



R410A model　　R32 model

Link up with a variety of Central Control System (Option)

Centralized control including facilities and equipment in addition to air conditioning is possible by linking up with MODBUS, KNX interfaces.



Central Control System

Various Cassette Grilles

Both black and white grilles are available. Three types of grilles are available: a white grille with a remote controller; a white grille without a remote controller; and a black grille without a remote controller. Select to match the atmosphere and/or usage of the room.



UTG-UKGA-W
White Grille
Wired remote controller (touch panel)





UTG-UKGA-B
Black Grille



UTG-UKGC-W
White Grille

Model: AUXG18KRLB/AUXG22KRLB/AUXG24KRLB/AUXG30KRLB/AUXG36KRLB/AUXG45KRLB/AUXG54KRLB
AUXG36KRLB [3-phase]/AUXG45KRLB [3-phase]/AUXG54KRLB [3-phase]



AUXG18/22/24KRLB

AUXG30/36/45/54KRLB



For AUXG18/22KRLB For AUXG24KRLB For AUXG30/36KRLB For AUXG45/54KRLB

Specifications

Model name	Indoor unit			AUXG18KRLB	AUXG22KRLB	AUXG24KRLB	AUXG30KRLB	AUXG36KRLB	AUXG45KRLB	AUXG54KRLB	AUXG36KRLB	AUXG45KRLB	AUXG54KRLB
	Outdoor unit			AOHG18KBTB	AOHG22KBTB	AOHG24KBTB	AOHG30KBTB	AOHG36KBTB	AOHG45KBTB	AOHG54KBTB	AOHG36KRTA	AOHG45KRTA	AOHG54KRTA
Power Source				Single phase, ~230 V, 50 Hz							3-phase, ~400 V, 50 Hz		
Capacity	Cooling		kW	5.2 (0.9-5.9)	6.0 (0.9-6.7)	6.8 (0.9-8.0)	8.5 (2.8-10.0)	9.5 (2.8-11.2)	12.1 (4.0-14.0)	13.4 (4.5-14.5)	9.5 (2.8-11.2)	12.1 (4.0-14.0)	13.4 (4.5-14.5)
	Heating			6.0 (0.9-7.5)	7.0 (0.9-8.0)	7.5 (0.9-9.1)	10.0 (2.7-11.2)	10.8 (2.7-12.7)	13.5 (4.2-16.2)	15.5 (4.7-16.5)	10.8 (2.7-12.7)	13.5 (4.2-16.2)	15.5 (4.7-16.5)
Input Power	Cooling/Heating		kW	1.36/1.58	1.71/1.82	1.89/1.90	2.44/2.51	2.91/2.45	3.61/3.21	4.41/4.16	2.91/2.45	3.61/3.21	4.41/4.16
EER	Cooling		W/W	3.82	3.51	3.60	3.49	3.26	3.35	3.04	3.26	3.35	3.04
COP	Heating			3.80	3.85	3.95	3.98	4.40	4.20	3.73	4.40	4.20	3.73
Pdesign	Cooling/Heating (-10°C)		kW	5.2/4.4	6.0/4.8	6.8/6.0	8.5/8.0	9.5/8.7	-	-	9.5/8.7	-	-
SEER	Cooling		W/W	7.00	7.00	6.60	6.70	6.55	-	-	6.55	-	-
SCOP	Heating (Average)			4.30	4.40	4.20	4.30	4.30	-	-	4.30	-	-
Energy Efficiency Class	Cooling			A++	A++	A++	A++	A++	-	-	A++	-	-
	Heating (Average)			A+	A+	A+	A+	A+	-	-	A+	-	-
Max. Operating Current	Cooling/Heating		A	12.1/12.1	12.6/12.6	13.6/13.6	22.6/22.6	22.6/22.6	28.5/28.5	28.5/28.5	10.5/10.5	14.0/14.0	14.0/14.0
Annual Energy Consumption	Cooling		kWh/a	260	300	360	444	507	-	-	507	-	-
	Heating			1,431	1,527	1,999	2,601	2,828	-	-	2,828	-	-
Moisture Removal			l/h	1.5	2.2	2.7	2.5	3.3	4.5	5.0	3.3	4.5	5.0
Sound Pressure Level	Indoor (Cooling)	H/M/L/Q	dB(A)	33/32/31/28	33/32/31/28	35/33/32/29	40/38/36/33	44/41/38/34	46/42/39/35	47/43/40/36	44/41/38/34	46/42/39/35	47/43/40/36
	Indoor (Heating)	H/M/L/Q		33/32/31/28	33/32/31/28	35/33/32/29	40/38/36/33	44/41/38/34	46/42/39/35	47/43/40/36	44/41/38/34	46/42/39/35	47/43/40/36
	Outdoor (Cooling/Heating)	High		50/50	51/51	53/54	53/55	55/55	57/57	57/59	55/55	57/57	57/59
Sound Power Level	Indoor (Cooling/Heating)	High		47/47	49/49	49/49	54/54	58/58	60/60	61/61	58/58	60/60	61/61
	Outdoor (Cooling/Heating)	High		62/62	63/63	65/66	68/69	70/70	71/71	73/73	70/70	71/71	73/73
Airflow Rate	Indoor/Outdoor (Cooling)	High	m^3/h	1,050/2,160	1,050/2,240	1,150/2,700	1,600/3,750	1,870/3,750	2,000/4,450	2,100/4,450	1,870/3,750	2,000/4,450	2,100/4,450
	Indoor/Outdoor (Heating)	High		1,050/1,830	1,050/1,960	1,150/2,700	1,600/3,750	1,870/3,750	2,000/4,450	2,100/4,450	1,870/3,750	2,000/4,450	2,100/4,450
Net Dimensions H x W x D	Indoor		mm	246 × 840 × 840	246 × 840 × 840	246 × 840 × 840	288 × 840 × 840	288 × 840 × 840	288 × 840 × 840	288 × 840 × 840	288 × 840 × 840	288 × 840 × 840	288 × 840 × 840
	Outdoor		mm	632 × 799 × 290	632 × 799 × 290	716 × 820 × 315	788 × 940 × 320	788 × 940 × 320	998 × 940 × 320	998 × 940 × 320	788 × 940 × 320	998 × 940 × 320	998 × 940 × 320
Weight	Indoor		kg (lbs)	23 (51)	23 (51)	24 (53)	26 (57)	29 (64)	29 (64)	29 (64)	29 (64)	29 (64)	29 (64)
	Outdoor		kg (lbs)	36 (79)	38 (84)	42 (93)	52 (115)	52 (115)	67 (148)	67 (148)	53 (117)	67 (148)	67 (148)
Connection Pipe Diameter (Liquid/Gas)			mm	6.35/12.70	6.35/12.70	6.35/12.70	9.52/15.88	9.52/15.88	9.52/15.88	9.52/15.88	9.52/15.88	9.52/15.88	9.52/15.88
Drain Hose Diameter (I.D./O.D.)				25/32	25/32	25/32	25/32	25/32	25/32	25/32	25/32	25/32	25/32
Max. Pipe Length (Pre-Charge)			m	30 (20)	30 (20)	30 (20)	50 (30)	50 (30)	50 (30)	50 (30)	50 (30)	50 (30)	50 (30)
Max. Height Difference				20	25	25	30	30	30	30	30	30	30
Operating Range	Cooling		°CDB	-15 to 46	-15 to 46	-15 to 46	-15 to 46	-15 to 46	-15 to 46	-15 to 46	-15 to 46	-15 to 46	-15 to 46
	Heating			-15 to 24	-15 to 24	-15 to 24	-15 to 24	-15 to 24	-15 to 24	-15 to 24	-15 to 24	-15 to 24	-15 to 24
Refrigerant	Type (Global Warming Potential)			R32 (675)	R32 (675)	R32 (675)	R32 (675)	R32 (675)	R32 (675)	R32 (675)	R32 (675)	R32 (675)	R32 (675)
	Charge		kg (CO_2eq-T)	1.02 (0.689)	1.25 (0.844)	1.25 (0.844)	1.90 (1.283)	1.90 (1.283)	2.70 (1.823)	2.70 (1.823)	1.90 (1.283)	2.70 (1.823)	2.70 (1.823)
Cassette Grille	Variation			UTG-UKGA-W: White wired remote controller (touch panel) UTG-UKGC-W: White/UTG-UKGA-B*1: Black							UTG-UKGA-W: White wired remote controller (touch panel) UTG-UKGC-W: White/UTG-UKGA-B*1: Black		
	Dimensions (H × W × D)		mm	53 × 950 × 950	53 × 950 × 950	53 × 950 × 950	53 × 950 × 950	53 × 950 × 950	53 × 950 × 950	53 × 950 × 950	53 × 950 × 950	53 × 950 × 950	53 × 950 × 950
	Weight		kg (lbs)	6.0 (13)	6.0 (13)	6.0 (13)	6.0 (13)	6.0 (13)	6.0 (13)	6.0 (13)	6.0 (13)	6.0 (13)	6.0 (13)

*1: IR Receiver kit and Occupancy sensor kit cannot be connected.

Optional parts

* For optional parts compatibility of Intesis devices, refer to the optional parts compatibility list Page C-046.

Compact wired remote controller:	UTY-RCRGZ1	WLAN adapter:	UTY-TFSXZ1	Cassette Grille:	UTG-UKGA-B
Wired remote controller (touch panel):	UTY-RNRGZ5		FJ-RC-WIFI-1		UTG-UKGA-W
Wired remote controller:	UTY-RLRG	External input and output PCB:	UTY-XCSX		UTG-UKGC-W
	UTY-RNNGM	External input and output PCB box:	UTZ-GXRA	Air Outlet Shutter Plate:	UTR-YDZK
	UTY-RVNGM	Insulation kit for high humidity:	UTZ-KXRA	Network Convertor for single split (DC power supply type):	UTY-VTGX
Simple remote controller (without operation mode):	UTY-RHRG	Fresh air intake kit:	UTZ-VXRA	Network Convertor for single split (AC power supply type):	UTY-VTGXV
Simple remote controller:	UTY-RSRG	Wide Panel:	UTG-AKXA-W	Silver Ion Filter:	UTD-HFRA
	UTY-RSNGM	Panel Spacer:	UTG-BKXA-W		
Occupancy sensor kit:	UTY-SHZXC	IR receiver unit	UTY-LBTGC	**(Outdoor unit 30/36/45/54)**	
External switch controller:	UTY-TERX	External connect kit:	UTY-XWZXZG	External connect kit:	UTY-XWZXZ3

Dimensions

(Unit: mm)

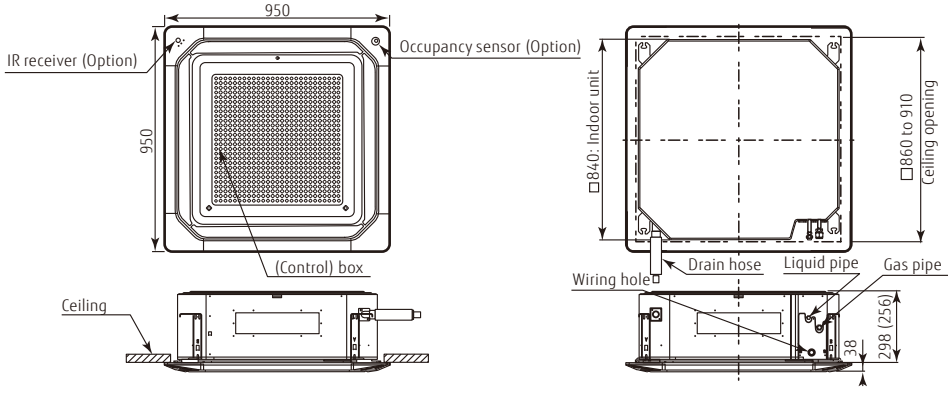

( ): AUXG18/22/24KRLB

Slim Duct

Slim Design



REFRIGERANT R32

ALL DC

Economy | Return | Auto Changeover | Adjust | Restart | Auto OFF | Weekly | +Setback | Filter | On/Off | Silver Ion | Drain Pump

Slim design

The slim design fits nicely into narrow spaces under the ceiling.
Drain hose as standard accessory



Height
198 mm
Built-in drain pump

Compact and lightweight outdoor unit

The compact and lightweight outdoor unit offers greater flexibility in the choice of installation location. This makes it easier to use this outdoor unit.



Wide range of static pressures

The use of a DC fan motor makes it possible to adjust the static pressure between 0 and 90 Pa.
The static pressure range can be changed by a remote controller.



Static pressure range
0 to 90 Pa

Auto Louver Grille Kit (Option)

The optional clean-looking flat Auto louver blends into any interior and provides a comfortable airflow.



Link up with a variety of Central Control System (Option)

Centralized control including facilities and equipment in addition to air conditioning is possible by linking up with MODBUS, KNX interfaces.



Central Control System

Model: ARXG09KLLAP/ARXG12KLLAP/ARXG14KLLAP/ARXG18KLLAP



ARXG09/12/14KLLAP



ARXG18KLLAP



For ARXG09/12/14KLLAP



For ARXG18KLLAP

Specifications

Model name	Indoor unit			ARXG09KLLAP	ARXG12KLLAP	ARXG14KLLAP	ARXG18KLLAP
	Outdoor unit			AOHG09KBTB	AOHG12KBTB	AOHG14KBTB	AOHG18KBTB
Power Source				Single phase, ~230 V, 50 Hz			
Capacity	Cooling		kW	2.5 (0.9-3.2)	3.5 (0.9-4.4)	4.3 (0.9-5.4)	5.2 (0.9-5.9)
	Heating			3.2 (0.9-4.7)	4.1 (0.9-5.7)	5.0 (0.9-6.5)	6.0 (0.9-7.5)
Input Power	Cooling/Heating		kW	0.60/0.79	0.93/1.08	1.28/1.32	1.55/1.62
EER	Cooling		W/W	4.17	3.76	3.36	3.35
COP	Heating			4.05	3.80	3.79	3.70
Pdesign	Cooling/Heating (-10°C)		kW	2.5/2.6	3.5/3.4	4.3/3.8	5.2/4.4
SEER	Cooling		W/W	6.20	6.10	5.80	6.20
SCOP	Heating			4.30	4.00	3.90	4.10
Energy Efficiency Class	Cooling			A++	A++	A+	A++
	Heating			A+	A+	A	A+
Max. Operating Current	Cooling/Heating		A	7.9/7.9	9.7/9.7	10.2/10.2	12.1/12.1
Annual Energy Consumption	Cooling		kWh/a	141	201	259	293
	Heating			845	1,189	1,362	1,501
Moisture Removal			l/h	0.7	1.3	1.5	2.0
Sound Pressure Level	Indoor (Cooling)	H/M/L/Q	dB(A)	28/27/26/25	29/28/26/25	32/30/28/26	32/30/29/27
	Indoor (Heating)	H/M/L/Q		28/26/25/24	29/28/26/24	32/30/28/25	32/30/29/27
	Outdoor (Cooling/Heating)	High		46/46	47/47	49/49	50/50
Sound Power Level	Indoor (Cooling/Heating)	High		57/57	58/58	60/60	58/58
	Outdoor (Cooling/Heating)	High		59/59	61/61	62/62	62/62
Airflow Rate	Indoor/Outdoor (Cooling)	High	m^3/h	600/1,480	650/1,580	800/1,670	940/2,160
	Indoor/Outdoor (Heating)	High		600/1,410	650/1,520	800/1,580	940/1,830
Static pressure range (Standard)			Pa	0 to 90 (25)	0 to 90 (25)	0 to 90 (25)	0 to 90 (25)
Net Dimensions H x W x D	Indoor		mm	198 × 700 × 620	198 × 700 × 620	198 × 700 × 620	198 × 900 × 620
	Outdoor		mm	542 × 799 × 290	542 × 799 × 290	542 × 799 × 290	632 × 799 × 290
Weight	Indoor		kg (lbs)	17 (37)	17 (37)	17 (37)	20 (44)
	Outdoor		kg (lbs)	32 (71)	33 (73)	33 (73)	36 (79)
Connection Pipe Diameter (Liquid/Gas)			mm	6.35/9.52	6.35/9.52	6.35/9.52	6.35/12.70
Drain Hose Diameter (I.D./O.D.)				25/32	25/32	25/32	25/32
Max. Pipe Length (Pre-Charge)			m	20 (15)	25 (15)	25 (15)	30 (20)
Max. Height Difference				15	20	20	20
Operating Range	Cooling		°CDB	-15 to 46	-15 to 46	-15 to 46	-15 to 46
	Heating			-15 to 24	-15 to 24	-15 to 24	-15 to 24
Refrigerant	Type (Global Warming Potential)			R32 (675)	R32 (675)	R32 (675)	R32 (675)
	Charge		kg (CO2eq-T)	0.85 (0.574)	0.85 (0.574)	0.85 (0.574)	1.02 (0.689)

Optional parts

* For optional parts compatibility of Intesis devices, refer to the optional parts compatibility list Page C-046.

Compact wired remote controller:	UTY-RCRGZ1	External switch controller:	UTY-TERX	Network Convertor for single split (DC power supply type):	UTY-VTGX
Wired remote controller (touch panel):	UTY-RNRGZ5	WLAN adapter:	UTY-TFSXZ1	Network Convertor for single split (AC power supply type):	UTY-VTGXV
Wired remote controller:	UTY-RLRG		FJ-RC-WIFI-1	External connect kit:	UTY-XWZXZG
	UTY-RNNGM	Silver Ion Filter:	UTD-HFTA (09-14)	Remote sensor unit:	UTY-XSZX
	UTY-RVNGM		UTD-HFTB (18)	Fresh air intake kit:	UTZ-VXAA
Simple remote controller (without operation mode):	UTY-RHRG	Auto Louver Grille Kit:	UTD-GXTA-W (09-14)		
Simple remote controller:	UTY-RSRG		UTD-GXTB-W (18)		
	UTY-RSNGM	IR receiver unit:	UTY-LBTGM		

Dimensions

(Unit: mm)

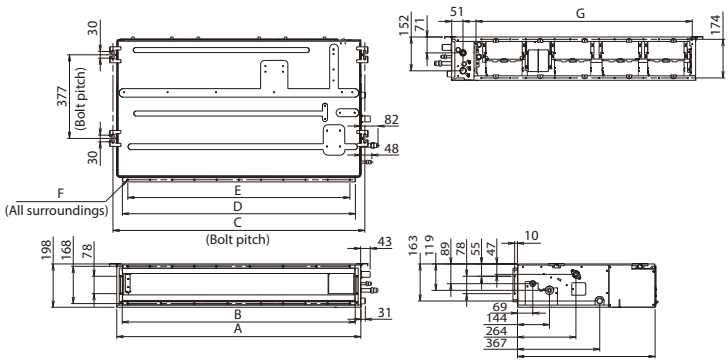

	ARXG09/12/14KLLAP	ARXG18KLLAP
A	700	900
B	650	850
C	734	934
D	650	850
E	P100 × 6 = 600	P100 × 8 = 800
F	18 × Ø5	22 × Ø5
G	574	774

Medium Static Pressure Duct

Compact Size



REFRIGERANT R32

ALL DC

Economy · Set Temp. · Return · Auto Changeover · Adjust · Restart · Duct · Auto OFF · Weekly · Filter · On/Off · Silver Ion · Adjust · Drain Pump · Blue Fin

(30/36/45/54)

High-Efficiency & Quiet Operation

The combination of the V-shaped heat exchanger, air stabilizer, and the high-efficiency DC fan motor enable high-efficiency and quiet operation.

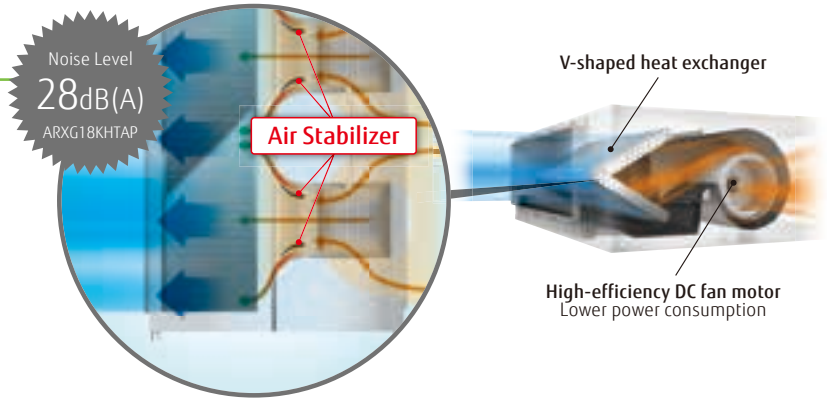

Small, lightweight outdoor unit

The outdoor unit in this series is smaller and lighter than previous-generation outdoor units. It can be installed in a narrow space.





Automatic Airflow adjustment function

This unique and innovative function detects required air flow in each application case and automatically adjust the volume.



Link up with a variety of Central Control System (Option)

Centralized control including facilities and equipment in addition to air conditioning is possible by linking up with MODBUS, KNX interfaces.



Central Control System

Model: ARXG12KHTAP/ARXG14KHTAP/ARXG18KHTAP/ARXG22KHTAP/ARXG24KHTAP
ARXG30KHTAP/ARXG36KHTAP/ARXG45KHTAP/ARXG54KHTAP
ARXG36KHTAP [3-phase]/ARXG45KHTAP [3-phase]/ARXG54KHTAP [3-phase]


ARXG12/14KHTAP


ARXG18/22/24/30KHTAP


ARXG36/45/54KHTAP


For ARXG12/14KHTAP


For ARXG18/22KHTAP


For ARXG24KHTAP


For ARXG30/36KHTAP


For ARXG45/54KHTAP

Specifications

Model name	Indoor unit			ARXG12KHTAP	ARXG14KHTAP	ARXG18KHTAP	ARXG22KHTAP	ARXG24KHTAP	ARXG30KHTAP	ARXG36KHTAP	ARXG45KHTAP	ARXG54KHTAP	ARXG36KHTAP	ARXG45KHTAP	ARXG54KHTAP
	Outdoor unit			AOHG12KBTB	AOHG14KBTB	AOHG18KBTB	AOHG22KBTB	AOHG24KBTB	AOHG30KBTB	AOHG36KBTB	AOHG45KBTB	AOHG54KBTB	AOHG36KRTA	AOHG45KRTA	AOHG54KRTA
Power Source				Single phase, ~230 V, 50 Hz									3-phase, ~400 V, 50 Hz		
Capacity	Cooling		kW	3.5 (0.9-4.4)	4.3 (0.9-5.4)	5.2 (0.9-5.9)	6.0 (0.9-6.7)	6.8 (0.9-8.0)	8.5 (2.8-10.0)	9.5 (2.8-11.2)	12.1 (4.0-14.0)	13.4 (4.5-14.5)	9.5 (2.8-11.2)	12.1 (4.0-14.0)	13.4 (4.5-14.5)
	Heating			4.1 (0.9-5.7)	5.0 (0.9-6.5)	6.0 (0.9-7.5)	7.0 (0.9-8.0)	7.5 (0.9-9.1)	10.0 (2.7-11.2)	10.8 (2.7-12.7)	13.5 (4.2-16.2)	15.5 (4.7-16.5)	10.8 (2.7-12.7)	13.5 (4.2-16.2)	15.5 (4.7-16.5)
Input Power	Cooling/Heating		kW	0.87/1.00	1.17/1.25	1.36/1.56	1.71/1.81	1.89/1.85	2.65/2.63	2.86/2.48	3.53/3.37	4.42/3.89	2.86/2.48	3.53/3.37	4.42/3.89
EER	Cooling		W/W	4.02	3.68	3.82	3.51	3.60	3.21	3.32	3.43	3.03	3.32	3.43	3.03
COP	Heating			4.10	4.00	3.85	3.87	4.06	3.80	4.35	4.01	3.98	4.35	4.01	3.98
Pdesign	Cooling/Heating (-10°C)		kW	3.5/3.4	4.3/3.8	5.2/4.4	6.0/4.8	6.8/6.0	8.5/8.0	9.5/8.7	-	-	9.5/8.7	-	-
SEER	Cooling		W/W	6.30	6.20	6.50	6.50	6.50	6.23	6.10	-	-	6.10	-	-
SCOP	Heating (Average)			4.10	4.00	4.10	4.20	4.10	4.00	4.20	-	-	4.20	-	-
Energy Efficiency Class	Cooling			A++	A++	A++	A++	A++	A++	A++	-	-	A++	-	-
	Heating (Average)			A+	A+	A+	A+	A+	A+	A+	-	-	A+	-	-
Max. Operating Current	Cooling/Heating		A	9.7/9.7	10.2/10.2	12.1/12.1	12.6/12.6	13.6/13.6	22.6/22.6	22.6/22.6	28.5/28.5	28.5/28.5	10.5/10.5	14.0/14.0	14.0/14.0
Annual Energy Consumption	Cooling		kWh/a	194	243	280	323	366	477	544	-	-	544	-	-
	Heating			1,159	1,328	1,501	1,597	2,048	2,796	2,898	-	-	2,898	-	-
Moisture Removal			l/h	0.7	0.9	1.2	1.5	1.8	2.3	2.0	2.6	3.7	2.0	2.6	3.7
Sound Pressure Level	Indoor (Cooling)	H/M/L/Q	dB(A)	32/27/26/24	33/28/27/25	28/25/22/20	28/25/22/20	32/28/24/21	36/33/30/29	36/31/28/26	39/35/31/29	39/35/31/29	36/31/28/26	39/35/31/29	39/35/31/29
	Indoor (Heating)	H/M/L/Q		32/27/26/24	33/28/27/25	28/25/22/20	28/25/22/20	32/28/24/21	36/33/30/29	33/31/28/26	39/35/31/29	39/35/31/29	33/31/28/26	39/35/31/29	39/35/31/29
	Outdoor (Cooling/Heating)	High		47/47	49/49	50/50	51/51	53/54	53/55	55/55	57/57	57/59	55/55	57/57	57/59
Sound Power Level	Indoor (Cooling/Heating)	High		57/58	59/60	54/54	57/57	57/57	63/65	64/63	67/69	67/69	64/63	67/69	67/69
	Outdoor (Cooling/Heating)	High		61/61	62/62	62/62	63/63	65/66	68/69	70/70	71/71	73/73	70/70	71/71	73/73
Airflow Rate	Indoor/Outdoor (Cooling)	High	m^3/h	850/1,580	950/1,670	1,050/2,160	1,050/2,240	1,360/2,700	1,700/3,750	2,050/3,750	2,550/4,450	2,550/4,450	2,050/3,750	2,550/4,450	2,550/4,450
	Indoor/Outdoor (Heating)	High		850/1,520	950/1,580	1,050/1,830	1,050/1,960	1,360/2,700	1,700/3,750	1,850/3,750	2,550/4,450	2,550/4,450	1,850/3,750	2,550/4,450	2,550/4,450
Static pressure range (Standard)			Pa	30 to 200 (35)	30 to 200 (35)	30 to 200 (35)	30 to 200 (35)	30 to 200 (35)	30 to 200 (47)	30 to 200 (47)	30 to 200 (60)	30 to 200 (60)	30-200 (47)	30-200 (60)	30-200 (60)
Net Dimensions H x W x D	Indoor		mm	300 × 700 × 700	300 × 700 × 700	300 × 1,000 × 700	300 × 1,000 × 700	300 × 1,000 × 700	300 × 1,000 × 700	300 × 1,400 × 700	300 × 1,400 × 700	300 × 1,400 × 700	300 × 1,400 × 700	300 × 1,400 × 700	300 × 1,400 × 700
	Outdoor		mm	542 × 799 × 290	542 × 799 × 290	632 × 799 × 290	632 × 799 × 290	716 × 820 × 315	788 × 940 × 320	788 × 940 × 320	998 × 940 × 320	998 × 940 × 320	788 × 940 × 320	998 × 940 × 320	998 × 940 × 320
Weight	Indoor		kg (lbs)	27 (60)	27 (60)	35 (77)	35 (77)	36 (79)	36 (79)	46 (101)	46 (101)	46 (101)	46 (101)	46 (101)	46 (101)
	Outdoor		kg (lbs)	33 (73)	33 (73)	36 (79)	38 (84)	42 (93)	52 (115)	52 (115)	67 (148)	67 (148)	53 (117)	67 (148)	67 (148)
Connection Pipe Diameter (Liquid/Gas)			mm	6.35/9.52	6.35/9.52	6.35/12.70	6.35/12.70	6.35/12.70	9.52/15.88	9.52/15.88	9.52/15.88	9.52/15.88	9.52/15.88	9.52/15.88	9.52/15.88
Drain Hose Diameter (I.D./O.D.)				25/32	25/32	25/32	25/32	25/32	25/32	25/32	25/32	25/32	25/32	25/32	25/32
Max. Pipe Length (Pre-Charge)			m	25 (15)	25 (15)	30 (20)	30 (20)	30 (20)	50 (30)	50 (30)	50 (30)	50 (30)	50 (30)	50 (30)	50 (30)
Max. Height Difference				20	20	20	25	25	30	30	30	30	30	30	30
Operating Range	Cooling		°CDB	-15 to 46	-15 to 46	-15 to 46	-15 to 46	-15 to 46	-15 to 46	-15 to 46	-15 to 46	-15 to 46	-15 to 46	-15 to 46	-15 to 46
	Heating			-15 to 24	-15 to 24	-15 to 24	-15 to 24	-15 to 24	-15 to 24	-15 to 24	-15 to 24	-15 to 24	-15 to 24	-15 to 24	-15 to 24
Refrigerant	Type (Global Warming Potential)			R32 (675)	R32 (675)	R32 (675)	R32 (675)	R32 (675)	R32 (675)	R32 (675)	R32 (675)	R32 (675)	R32 (675)	R32 (675)	R32 (675)
	Charge		kg (CO2eq-T)	0.85 (0.574)	0.85 (0.574)	1.02 (0.689)	1.25 (0.844)	1.25 (0.844)	1.90 (1.283)	1.90 (1.283)	2.70 (1.823)	2.70 (1.823)	1.90 (1.283)	2.70 (1.823)	2.70 (1.823)

Optional parts

* For optional parts compatibility of Intesis devices, refer to the optional parts compatibility list Page C-046.

Compact wired remote controller:	UTY-RCRGZ1	External input and output PCB:	UTY-XCSX	WLAN adapter:	UTY-TFSXZ1
Wired remote controller (touch panel):	UTY-RNRGZ5	External connect kit:	UTY-XWZXZG		FJ-RC-WIFI-1
Wired remote controller:	UTY-RLRG	External input and output PCB:	UTZ-GXNA	Network Convertor for single split (DC power supply type):	UTY-VTGX
	UTY-RNNGM	Long-life filter:	UTD-LFNA (36-54)	Network Convertor for single split (AC power supply type):	UTY-VTGXV
	UTY-RVNGM		UTD-LFNB (18-30)		
Simple remote controller (without operation mode):	UTY-RHRG		UTD-LFNC (12-14)	**(Outdoor unit 30/36/45/54)**	
Simple remote controller:	UTY-RSRG	Silver Ion Filter:	UTD-HFNC (12/14)	External connect kit:	UTY-XWZXZ3
	UTY-RSNGM		UTD-HFNB (18-30)		
Remote sensor unit:	UTY-XSZX		UTD-HFNA (36-54)		
External switch controller:	UTY-TERX	IR receiver unit:	UTY-LBTGM		

Dimensions

(Unit: mm)

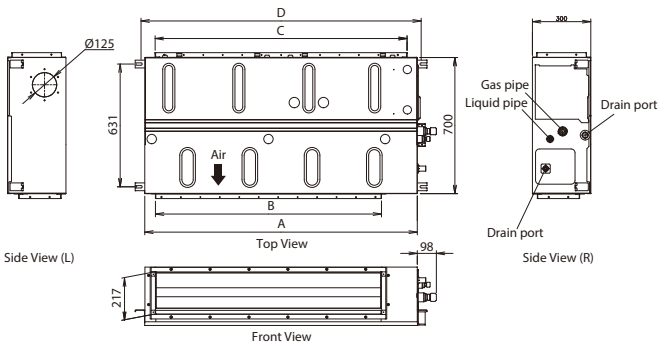

	ARXG12/14KHTAP	ARXG18/22/24/30KHTAP	ARXG36/45/54KHTAP
A	700	1,000	1,400
B	462	762	1,162
C	650	895	1,295
D	740	1,040	1,440

Medium Static Pressure Duct

Standard



ALL DC

(45)

Easy maintenance

Structural improvement is attained by making the bottom panel in two pieces—front and rear. The internal fan casing is also manufactured in two pieces—upper and lower. As a result, the motor and fan can be easily accessed and maintained by removing the rear panel and the lower casing while leaving the main chassis in place.

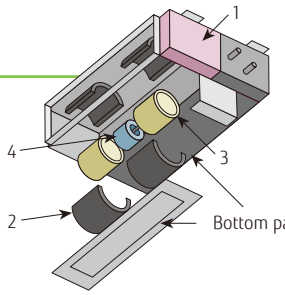

See below for case of rear-suction type

Slim & Compact Design

Indoor Unit

The slim and compact design of the indoor unit, with the control box mounted on the side, allows installation in narrow spaces.

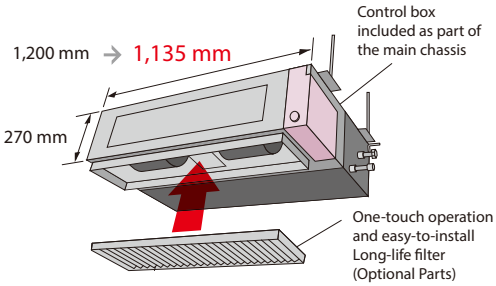

Outdoor Unit

The outdoor units for the 45,000 BTU and 54,000 BTU models have been completely redesigned. Easier installation is achieved for this compact and lightweight outdoor unit.



Two-direction drain piping

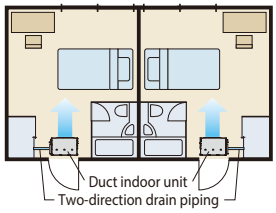

Link up with a variety of Central Control System (Option)

Centralized control including facilities and equipment in addition to air conditioning is possible by linking up with MODBUS, KNX interfaces.



Central Control System

Model: ARXG22KMLB/ARXG24KMLA/ARXG30KMLA/ARXG36KMLA/ARXG45KMLA
ARXG36KMLA [3-phase]/ARXG45KMLA [3-phase]





For ARXG22KMLB | For ARXG24KMLA | For ARXG30/36KMLA | For ARXG45KMLA

Specifications

Model name	Indoor unit			ARXG22KMLB	ARXG24KMLA	ARXG30KMLA	ARXG36KMLA	ARXG45KMLA	ARXG36KMLA	ARXG45KMLA
	Outdoor unit			AOHG22KBTB	AOHG24KBTB	AOHG30KBTB	AOHG36KBTB	AOHG45KBTB	AOHG36KRTA	AOHG45KRTA
Power Source				Single phase, ~230 V, 50 Hz					3-phase, ~400 V, 50 Hz	
Capacity	Cooling		kW	6.0 (0.9-6.7)	6.8 (0.9-8.0)	8.5 (2.8-10.0)	9.5 (2.8-11.2)	12.1 (4.0-13.0)	9.5 (2.8-11.2)	12.1 (4.0-13.0)
	Heating			7.0 (0.9-8.0)	7.5 (0.9-9.1)	10.0 (2.7-11.2)	10.8 (2.7-12.7)	13.5 (4.2-15.2)	10.8 (2.7-12.7)	13.5 (4.2-15.2)
Input Power	Cooling/Heating		kW	1.78/1.87	2.14/1.97	2.65/2.63	2.97/2.88	4.22/3.84	2.97/2.88	4.22/3.84
EER	Cooling		W/W	3.37	3.18	3.21	3.20	2.87	3.20	2.87
COP	Heating			3.74	3.80	3.80	3.75	3.52	3.75	3.52
Pdesign	Cooling/Heating (-10°C)		kW	6.0/4.8	6.8/6.0	8.5/8.0	9.5/8.7	-	9.5/8.7	-
SEER	Cooling		W/W	6.10	6.20	6.23	6.10	-	6.10	-
SCOP	Heating			4.10	4.10	4.00	4.00	-	4.00	-
Energy Efficiency Class	Cooling			A++	A++	A++	A++	-	A++	-
	Heating			A+	A+	A+	A+	-	A+	-
Max. Operating Current	Cooling/Heating		A	12.6/12.6	13.6/13.6	22.6/22.6	22.6/22.6	28.5/28.5	10.5/10.5	14.0/14.0
Annual Energy Consumption	Cooling		kWh/a	344	384	477	545	-	545	-
	Heating			1,637	2,045	2,797	3,044	-	3,044	-
Moisture Removal			l/h	2.1	2.5	2.5	3.0	4.0	3.0	4.0
Sound Pressure Level	Indoor (Cooling)	H/M/L/Q	dB(A)	31/29/27/25	31/29/27/25	39/35/30/26	39/35/30/26	42/38/32/28	39/35/30/26	42/38/32/28
	Indoor (Heating)	H/M/L/Q		31/29/27/25	31/29/27/25	42/35/30/26	42/35/30/26	42/38/32/28	42/35/30/26	42/38/32/28
	Outdoor (Cooling/Heating)	High		51/51	53/54	53/55	55/55	57/57	55/55	57/57
Sound Power Level	Indoor (Cooling/Heating)	High		60/62	60/62	65/69	65/70	68/70	65/70	68/70
	Outdoor (Cooling/Heating)	High		63/63	65/66	68/69	70/70	71/71	70/70	71/71
Airflow Rate	Indoor/Outdoor (Cooling)	High	m^3/h	1,100/2,240	1,100/2,700	1,900/3,750	1,900/3,750	2,100/4,450	1,900/3,750	2,100/4,450
	Indoor/Outdoor (Heating)	High		1,100/1,960	1,100/2,700	2,100/3,750	2,100/3,750	2,100/4,450	2,100/3,750	2,100/4,450
Static pressure range (Standard)			Pa	30 to 150 (35)	30 to 150 (35)	30 to 150 (47)	30 to 150 (47)	30 to 150 (60)	30-150 (47)	30-150 (60)
Net Dimensions H x W x D	Indoor		mm	270 × 1,135 × 700	270 × 1,135 × 700	270 × 1,135 × 700	270 × 1,135 × 700	270 × 1,135 × 700	270 × 1,135 × 700	270 × 1,135 × 700
	Outdoor		mm	632 × 799 × 290	716 × 820 × 315	788 × 940 × 320	788 × 940 × 320	998 × 940 × 320	788 × 940 × 320	998 × 940 × 320
Weight	Indoor		kg (lbs)	35 (77)	35 (77)	38 (84)	38 (84)	39 (86)	38 (84)	39 (86)
	Outdoor		kg (lbs)	38 (84)	42 (93)	52 (115)	52 (115)	67 (148)	53 (117)	67 (148)
Connection Pipe Diameter (Liquid/Gas)			mm	6.35/12.70	6.35/12.70	9.52/15.88	9.52/15.88	9.52/15.88	9.52/15.88	9.52/15.88
Drain Hose Diameter (I.D./O.D.)				35.7/38.1	35.7/38.1	35.7/38.1	35.7/38.1	35.7/38.1	35.7/38.1	35.7/38.1
Max. Pipe Length (Pre-Charge)			m	30 (20)	30 (20)	50 (30)	50 (30)	50 (30)	50 (30)	50 (30)
Max. Height Difference				25	25	30	30	30	30	30
Operating Range	Cooling		°CDB	-15 to 46	-15 to 46	-15 to 46	-15 to 46	-15 to 46	-15 to 46	-15 to 46
	Heating			-15 to 24	-15 to 24	-15 to 24	-15 to 24	-15 to 24	-15 to 24	-15 to 24
Refrigerant	Type (Global Warming Potential)			R32 (675)	R32 (675)	R32 (675)	R32 (675)	R32 (675)	R32 (675)	R32 (675)
	Charge		kg (CO2eq-T)	1.25 (0.844)	1.25 (0.844)	1.90 (1.283)	1.90 (1.283)	2.70 (1.823)	1.90 (1.283)	2.70 (1.823)

Optional parts

* For optional parts compatibility of Intesis devices, refer to the optional parts compatibility list Page C-046.

Compact wired remote controller:	UTY-RCRGZ1	External switch controller:	UTY-TERX	Network Convertor for single split (DC power supply type):	UTY-VTGX
Wired remote controller (touch panel):	UTY-RNRGZ5	WLAN adapter:	UTY-TFSXZ1	Network Convertor for single split (AC power supply type):	UTY-VTGXV
Wired remote controller:	UTY-RLRG		FJ-RC-WIFI-1	Drain pump unit:	UTZ-PX1NBA
	UTY-RNNGM	Flange (Round):	UTD-RF204	Long-life filter:	UTD-LF25NA
	UTY-RVNGM	Flange (Square):	UTD-SF045T	Silver Ion Filter:	UTD-HFND
Simple remote controller (without operation mode):	UTY-RHRG	IR receiver unit:	UTY-LBTGM		
Simple remote controller:	UTY-RSRG	Remote sensor unit:	UTY-XSZX	**(Outdoor unit 30/36/45/54)**	
	UTY-RSNGM	External connect kit:	UTY-XWZXZG	External connect kit:	UTY-XWZXZ3

Dimensions

(Unit: mm)

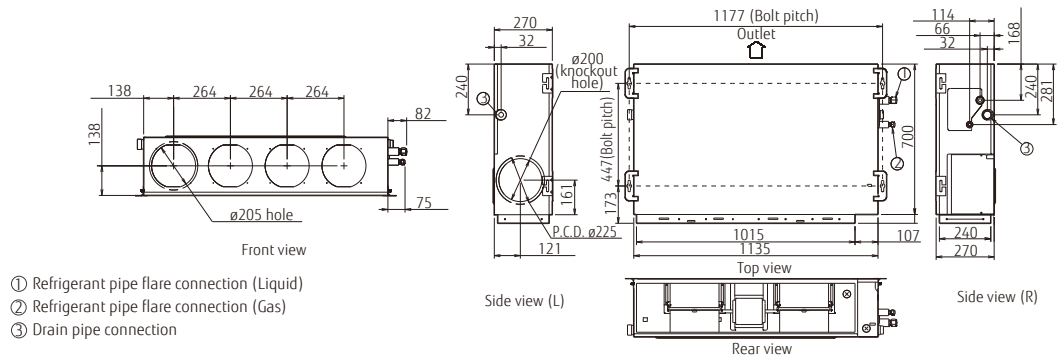

① Refrigerant pipe flare connection (Liquid)
② Refrigerant pipe flare connection (Gas)
③ Drain pipe connection

NEW

High Static Pressure Duct



Economy Return Auto Changeover Adjust Restart Auto OFF Weekly +Setback Filter On/Off Silver Ion Blue Fin

Easy installation (Compact & Lightweight)

The indoor and outdoor units are designed to be compact and light by reducing the basic chassis size and the overall material weight.





Design also suits high static pressure

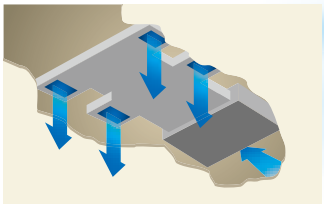



Low noise

Slanted corners at the top help reduce turbulent airflow.
Low noise is realized by adopting a plastic case and a plastic fan.

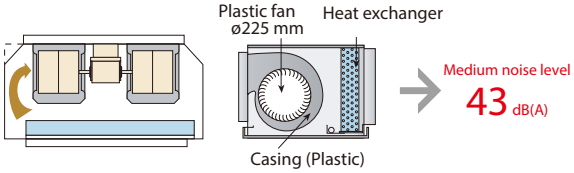

Link up with a variety of Central Control System (Option)

Centralized control including facilities and equipment in addition to air conditioning is possible by linking up with MODBUS, KNX interfaces.



Central Control System

Model: ARXG45KHTB/ARXG54KHTB
ARXG45KHTB [3-phase]/ARXG54KHTB [3-phase]





Specifications

Model name	Indoor unit			ARXG45KHTB	ARXG54KHTB	ARXG45KHTB	ARXG54KHTB
	Outdoor unit			AOHG45KBTB	AOHG54KBTB	AOHG45KRTA	AOHG54KRTA
Power Source				Single phase, ~230 V, 50 Hz		3-phase, ~400 V, 50 Hz	
Capacity	Cooling		kW	12.1 (4.0-14.0)	13.4 (5.0-14.5)	12.1 (4.0-14.0)	13.4 (5.0-14.5)
	Heating			13.5 (5.0-16.2)	15.5 (5.5-18.0)	13.5 (5.0-16.2)	15.5 (5.5-18.0)
Input Power	Cooling/Heating		kW	4.16/3.61	4.77/4.18	4.16/3.61	4.77/4.18
EER	Cooling		W/W	2.91	2.81	2.91	2.81
COP	Heating			3.74	3.71	3.74	3.71
Pdesign	Cooling/Heating (-10°C)		kW	-	-	-	-
SEER	Cooling		W/W	-	-	-	-
SCOP	Heating			-	-	-	-
Energy Efficiency Class	Cooling			-	-	-	-
	Heating			-	-	-	-
Max. Operating Current	Cooling/Heating		A	28.5/28.5	28.5/28.5	14.0/14.0	14.0/14.0
Annual Energy Consumption	Cooling		kWh/a	-	-	-	-
	Heating			-	-	-	-
Moisture Removal			l/h	1.5	2.0	1.5	2.0
Sound Pressure Level	Indoor (Cooling)	H/M/L	dB(A)	47/43/40	47/43/40	47/43/40	47/43/40
	Indoor (Heating)	H/M/L		47/43/40	47/43/40	47/43/40	47/43/40
	Outdoor (Cooling/Heating)	High		57/57	57/59	57/57	57/59
Sound Power Level	Indoor (Cooling/Heating)	High		75/74	75/74	75/74	75/74
	Outdoor (Cooling/Heating)	High		71/71	73/73	71/71	73/73
Airflow Rate	Indoor/Outdoor (Cooling)	High	m^3/h	3,350/4,450	3,350/4,450	3,350/4,450	3,350/4,450
	Indoor/Outdoor (Heating)	High		3,350/4,450	3,350/4,450	3,350/4,450	3,350/4,450
Static pressure range (Standard)			Pa	100 to 250 (100)	100 to 250 (100)	100to250 (100)	100to250 (100)
Net Dimensions H x W x D	Indoor		mm	400 × 1,050 × 500	400 × 1,050 × 500	400 × 1,050 × 500	400 × 1,050 × 500
	Outdoor		mm	998 × 940 × 320	998 × 940 × 320	998 × 940 × 320	998 × 940 × 320
Weight	Indoor		kg (lbs)	46 (101)	46 (101)	46 (101)	46 (101)
	Outdoor		kg (lbs)	67 (148)	67 (148)	67 (148)	67 (148)
Connection Pipe Diameter (Liquid/Gas)			mm	9.52/15.88	9.52/15.88	9.52/15.88	9.52/15.88
Drain port Diameter (I.D./O.D.)				23.4/25.4	23.4/25.4	23.4/25.4	23.4/25.4
Max. Pipe Length (Pre-Charge)			m	50 (30)	50 (30)	50 (30)	50 (30)
Max. Height Difference				30	30	30	30
Operating Range	Cooling		°CDB	-15 to 46	-15 to 46	-15 to 46	-15 to 46
	Heating			-15 to 24	-15 to 24	-15 to 24	-15 to 24
Refrigerant	Type (Global Warming Potential)			R32 (675)	R32 (675)	R32 (675)	R32 (675)
	Charge		kg (CO2eq-T)	2.70 (1.823)	2.70 (1.823)	2.70 (1.823)	2.70 (1.823)

Optional parts

* For optional parts compatibility of Intesis devices, refer to the optional parts compatibility list Page C-046.

Compact wired remote controller:	UTY-RCRGZ1	External connect kit:	UTY-XWZXZG	External input and output PCB:	UTY-XCSX+UTZ-GXEA
Wired remote controller (touch panel):	UTY-RNRGZ5	Remote sensor unit:	UTY-XSZX		
Wired remote controller:	UTY-RLRG	Long-life filter:	UTD-LF60KA	**(Outdoor unit)**	
Simple remote controller:	UTY-RSRG	External switch controller:	UTY-TERX	External connect kit:	UTY-XWZXZ3
	UTY-RHRG	WLAN adapter:	UTY-TFSXZ1		
IR Receiver unit:	UTY-LBTGM	Silver Ion Filter:	UTD-HFKB		

Dimensions

(Unit: mm)

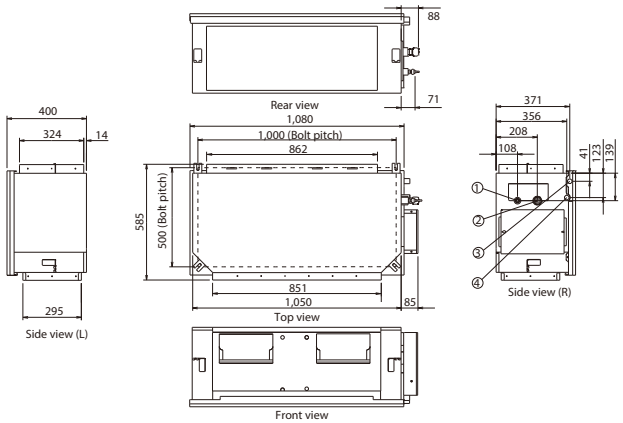

① Refrigerant pipe flare connection (Liquid)
② Refrigerant pipe flare connection (Gas)
③ Drain pipe connection (Safety drain pan)
④ Drain pipe connection (Main drain pan)

High Static Pressure Duct



REFRIGERANT R410A

ALL DC

Economy | Auto Changeover | Adjust | Restart | +Setback | Filter | Blue Fin

High energy efficiency

Much greater efficiency is achieved by the use of all-DC inverter technology.

Design also corresponding to high static pressure



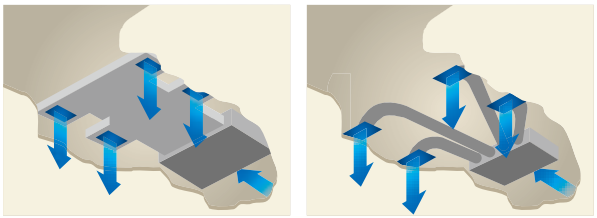

Easy installation (Compact & Lightweight)

The indoor unit is designed to be compact and light by reducing the basic chassis size and the overall material weight.



Low noise

Slanted corners at the top help reduce turbulent airflow.
Low noise is realized by adopting a plastic case and a plastic fan.

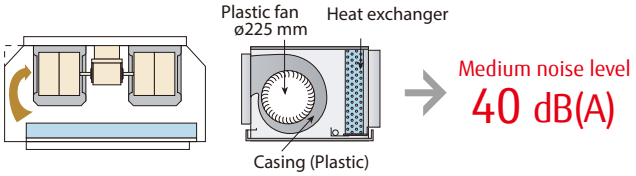

Link up with a variety of Central Control System (Option)

Centralized control including facilities and equipment in addition to air conditioning is possible by linking up with MODBUS, KNX interfaces.



Central Control System

Model: ARHG60LHTA [3-phase]





Wired RC



Specifications

Model name	Indoor unit			ARHG60LHTA
	Outdoor unit			AOHG60LATT
Power Source				3-phase, ~400 V, 50 Hz
Capacity	Cooling		kW	15.0 (6.2-17.5)
	Heating			18.0 (6.2-20.0)
Input Power	Cooling/Heating		kW	4.70/5.15
EER	Cooling		W/W	3.19
COP	Heating			3.50
Max. Operating Current	Cooling/Heating		A	12.5 /12.5
Moisture Removal			l/h	2.0
Sound Pressure	Indoor (Cooling)	H/M/L/Q	dB(A)	45/40/36/-
	Indoor (Heating)	H/M/L/Q		45/40/36/-
	Outdoor (Cooling/Heating)	High		56/58
Airflow Rate	Indoor/Outdoor (Cooling)	High	m^3/h	3,550/6,900
	Indoor/Outdoor (Heating)	High		3,550/7,300
Static pressure range (Standard)			Pa	60 to 260 (60)
Net Dimensions H x W x D	Indoor		mm	425 × 1,250 × 490
	Outdoor		mm	1,290 × 900 × 330
Weight	Indoor		kg (lbs)	54 (119)
	Outdoor		kg (lbs)	104 (229)
Connection Pipe Diameter (Liquid/Gas)			mm	9.52/15.88
Drain Hose Diameter (I.D./O.D.)				23.4/25.4
Max. Pipe Length (Pre-Charge)			m	75 (30)
Max. Height Difference				30
Operating Range	Cooling		°CDB	-15 to 46
	Heating			-15 to 24
Refrigerant	Type (Global Warming Potential)			R410A (2,088)
	Charge		kg (CO2eq-T)	3.45 (7.204)

Optional parts

* For optional parts compatibility of Intesis devices, refer to the optional parts compatibility list Page C-046.

Wired remote controller:	UTY-RNNGM	Network Convertor for single split (DC power supply type):	UTY-VTGX
Wired remote controller:	UTY-RVNGM	Network Convertor for single split (AC power supply type):	UTY-VTGXV
Simple remote controller:	UTY-RSNGM	External connect kit:	UTD-ECS5A
External switch controller:	UTY-TERX	IR receiver unit	UTY-LRHGM
WLAN adapter:	UTY-TFNXZ1		
	FJ-RC-WIFI-1	**(Outdoor unit)**	
Remote sensor unit:	UTY-XSZX	External connect kit:	UTY-XWZXZ2

Dimensions

(Unit: mm)

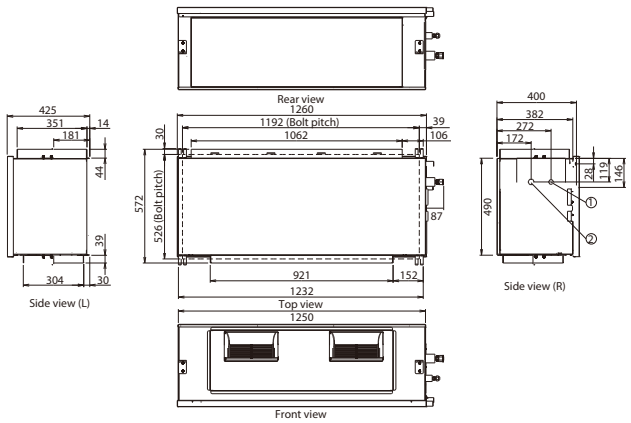

① Refrigerant pipe flare connection (Liquid)
② Refrigerant pipe flare connection (Gas)
③ Drain pipe connection (Safety drain pan)
④ Drain pipe connection (Main drain pan)

Big Duct



REFRIGERANT R410A

ALL DC

Economy | Set Temp. | Return | Auto Changeover | Adjust | Restart | Auto OFF | Weekly | Filter | On/Off | Silver Ion | Adjust | Blue Fin

Splittable, lightweight, and compact design

The indoor unit can be split into a fan unit and a heat exchanger unit to make installation easier.

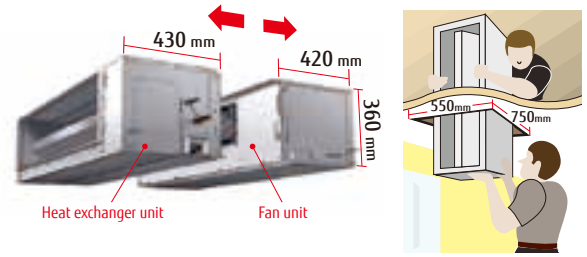

Quiet operation

The combination of a V-shaped heat exchanger, an air stabilizer, and a high-efficiency DC fan motor enables this compact unit to operate quietly.

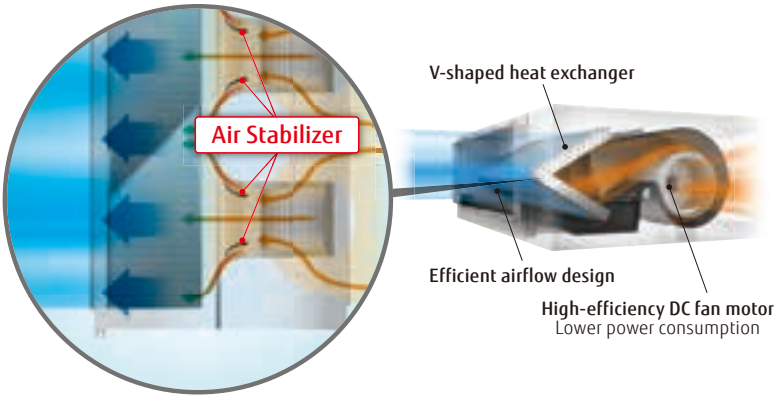

Automatic Airflow adjustment function

The optimum airflow can be set automatically to facilitate faster installation.





Link up with a variety of Central Control System (Option)

Centralized control including facilities and equipment in addition to air conditioning is possible by linking up with MODBUS, KNX interfaces.



Central Control System

Model: ARHG72LHTA/ARHG90LHTA





Wired RC



Specifications

Model name	Indoor unit			ARHG72LHTA	ARHG90LHTA
	Outdoor unit			AOHG72LRLA	AOHG90LRLA
Power Source	Indoor			Single phase, ~230 V, 50 Hz	
	Outdoor			3-phase, ~400 V, 50 Hz	
Capacity	Cooling		kW	19.0 (8.4-20.9)	22.0 (10.3-24.2)
	Heating			22.4 (7.2-24.6)	27.0 (8.5-29.7)
Input Power	Cooling/Heating		kW	6.46/6.59	7.77/8.18
EER	Cooling		W/W	2.94	2.83
COP	Heating			3.40	3.30
Max. Operating Current	Indoor (Cooling/Heating)		A	-	-
	Outdoor (Cooling/Heating)			-	-
Moisture Removal			l/h	4.5	6.0
Sound Pressure	Indoor (Cooling)	H/M/L/Q	dB(A)	46/43/41/39	47/44/42/40
	Indoor (Heating)	H/M/L/Q		46/43/41/39	47/44/42/40
	Outdoor (Cooling/Heating)	High		55/55	55/57
Airflow Rate	Indoor/Outdoor (Cooling)	High	m^3/h	4,300/8,400	4,300/8,400
	Indoor/Outdoor (Heating)	High		4,300/8,400	4,300/9,000
Static pressure range (Standard)			Pa	50 to 150 (72)	50 to 200 (72)
Net Dimensions H x W x D	Indoor		mm	360 × 1,400 × 850	360 × 1,400 × 850
	Outdoor		mm	1,428 × 1,080 × 480	1,428 × 1,080 × 480
Weight	Indoor		kg (lbs)	69 (152)	80 (176)
	Outdoor		kg (lbs)	165 (364)	174 (384)
Connection Pipe Diameter (Liquid/Gas)			mm	12.7/25.4	12.7/25.4
Drain Hose Diameter (I.D./O.D.)				25/32	25/32
Max. Pipe Length (Pre-Charge)			m	100 (30)	100 (30)
Max. Height Difference				30	30
Operating Range	Cooling		°CDB	-15 to 46	-15 to 46
	Heating			-20 to 24	-20 to 24
Refrigerant	Type (Global Warming Potential)			R410A (2,088)	R410A (2,088)
	Charge		kg (CO2eq-T)	5.6 (11.693)	7.1 (14.825)

Optional parts

* For optional parts compatibility of Intesis devices, refer to the optional parts compatibility list Page C-046.

Compact wired remote controller:	UTY-RCRGZ1	External switch controller:	UTY-TERX	Network Convertor for single split (DC power supply type):	UTY-VTGX
Wired remote controller (touch panel):	UTY-RNRGZ5	WLAN adapter:	UTY-TFSXZ1	Network Convertor for single split (AC power supply type):	UTY-VTGXV
Wired remote controller:	UTY-RLRG		FJ-RC-WIFI-1	IR receiver unit:	UTY-LBTGM
	UTY-RNNGM	External input and output PCB:	UTY-XCSX		UTY-LRHGM
	UTY-RVNGM	Remote sensor unit:	UTY-XSZX	Silver Ion Filter:	UTD-HFKA
Simple remote controller (without operation mode):	UTY-RHRG	Long-life filter	UTD-LFKA		
Simple remote controller:	UTY-RSRG	External connect kit:	UTY-XWZXZG	**(Outdoor unit 72/90)**	
	UTY-RSNGM	Drain pump unit:	UTZ-PX1NAB	External connect kit:	UTY-XWZXZ3

Dimensions

(Unit: mm)

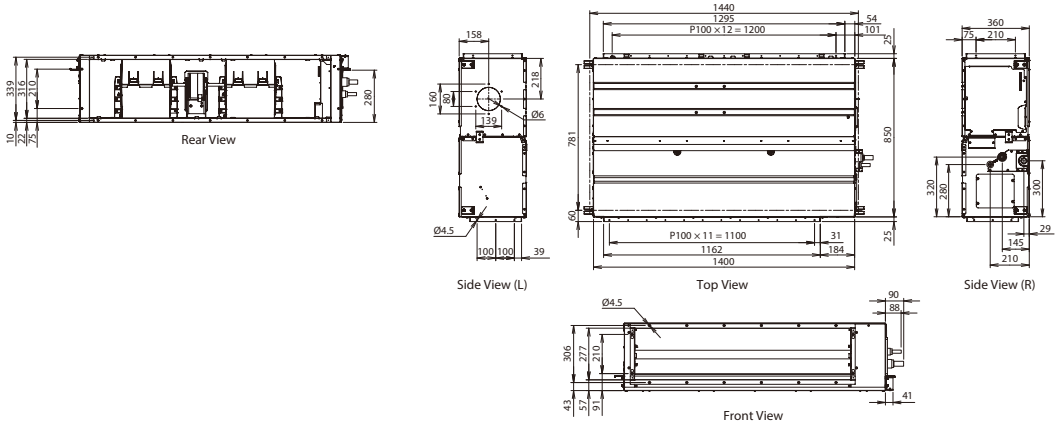

Floor
Compact Size



REFRIGERANT R32

ALL DC

Economy | Powerful | 10°C HEAT | Low Noise | Auto Changeover | Up/Down | Adjust | Restart | Sleep | Program | Weekly | Filter | ION | AF | Silver Ion

High energy saving

The Floor 09 class achieves a top-class SEER of 8.50 and an A+++ seasonal efficiency rank for cooling.
The Floor 09 class achieves an improved SCOP of 4.30 and an A+ seasonal efficiency rank for heating.

Rank *1
Cooling A+++
Heating A+

SEER 8.50 *1
SCOP 4.30 *1

*1: 09 model

Flexible & easy installation

The compact and whole-surface suction design provides flexible installation options, including floor-standing, embedded, half concealed, and wall mount installation to match the room layout.

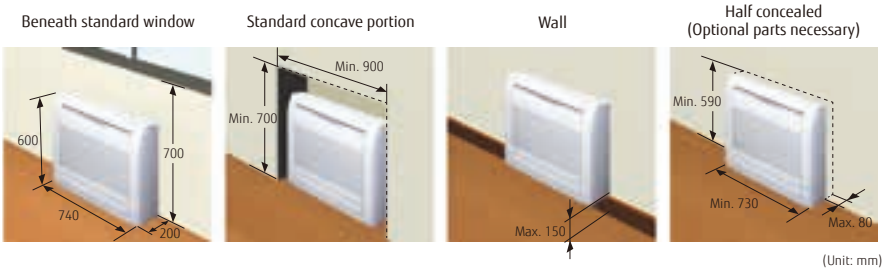

(Unit: mm)

* Concaved position installation with concealment is prohibited.

Low ambient operation

Factory-guaranteed cooling operation down to -10°C ambient temperature.

-10°C Cooling

-15°C Heating

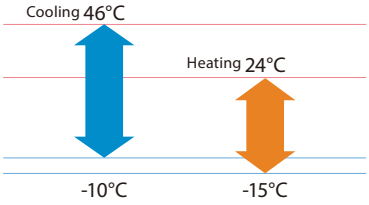

Smart device Control (Option)

With the optional WLAN adapter installed in the air conditioner, you can control it from anywhere with your smart device. WLAN adapter can be installed easily without specialized installation work.



10°C Heat

The room temperature can be set to go no lower than 10°C, thus ensuring that the room does not get too cold when not occupied.

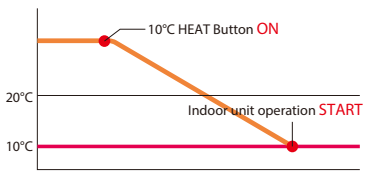

Model: AGHG09KVCA/AGHG12KVCA/AGHG14KVCA





Wireless RC



For AGHG09/12KVCA



For AGHG14KVCA

Specifications

Model name	Indoor unit			AGHG09KVCA	AGHG12KVCA	AGHG14KVCA
	Outdoor unit			AOHG09KVCA	AOHG12KVCA	AOHG14KVCA
Power Source				Single phase, ~230 V, 50 Hz		
Capacity	Cooling		kW	2.5 (0.9-3.5)	3.5 (0.9-4.0)	4.2 (0.9-5.2)
	Heating			3.5 (0.9-5.1)	4.5 (0.9-5.3)	5.2 (0.9-6.3)
Input Power	Cooling/Heating		kW	0.53/0.81	0.88/1.22	1.06/1.41
EER	Cooling		W/W	4.70	4.00	3.95
COP	Heating			4.30	3.70	3.70
Pdesign	Cooling/Heating (-10°C)		kW	2.50/2.60	3.50/3.50	4.20/4.20
SEER	Cooling		W/W	8.50	8.20	8.10
SCOP	Heating (Average)			4.30	4.10	4.00
Energy Efficiency Class	Cooling			A+++	A+++	A++
	Heating (Average)			A+	A+	A+
Max. Operating Current	Cooling/Heating		A	7.0/8.5	7.0/8.5	11.0/12.0
Annual Energy Consumption	Cooling		kWh/a	103	149	181
	Heating (Average)			845	1,192	1,466
Moisture Removal			l/h	1.3	1.8	2.1
Sound Pressure Level	Indoor (Cooling)	H/M/L/Q	dB(A)	40/35/29/22	40/35/29/22	44/38/31/22
	Indoor (Heating)	H/M/L/Q		41/35/29/22	41/35/29/22	43/37/29/22
	Outdoor (Cooling/Heating)	High		43/47	45/51	51/50
Sound Power Level	Indoor (Cooling/Heating)	High		53/54	53/54	57/56
	Outdoor (Cooling/Heating)	High		58/61	61/64	63/63
Airflow Rate	Indoor/Outdoor (Cooling)	High	m^3/h	570/1,530	570/1,530	650/2,210
	Indoor/Outdoor (Heating)	High		600/1,510	600/1,510	650/2,100
Net Dimensions H x W x D	Indoor		mm	600 × 740 × 200	600 × 740 × 200	600 × 740 × 200
	Outdoor		mm	542 × 799 × 290	542 × 799 × 290	632 × 799 × 290
Weight	Indoor		kg (lbs)	14 (31)	14 (31)	14 (31)
	Outdoor		kg (lbs)	31 (68)	31 (68)	38 (83)
Connection Pipe Diameter (Liquid/Gas)			mm	6.35/9.52	6.35/9.52	6.35/9.52
Drain Hose Diameter (I.D./O.D.)				13.8/15.8 to 16.7	13.8/15.8 to 16.7	13.8/15.8 to 16.7
Max. Pipe Length (Pre-Charge)			m	20 (15)	20 (15)	20 (15)
Max. Height Difference				15	15	15
Operating Range	Cooling		°CDB	-10 to 46	-10 to 46	-10 to 46
	Heating			-15 to 24	-15 to 24	-15 to 24
Refrigerant	Type (Global Warming Potential)			R32 (675)	R32 (675)	R32 (675)
	Charge		kg (CO2eq-T)	0.85 (0.574)	0.85 (0.574)	0.94 (0.635)

Optional parts

* For optional parts compatibility of Intesis devices, refer to the optional parts compatibility list Page C-046.

Compact wired remote controller:	UTY-RCRGZ1	External switch controller:	UTY-TERX	Network Convertor for single split (DC power supply type):	UTY-VTGX
Wired remote controller (touch panel):	UTY-RNRGZ5	WLAN adapter:	UTY-TFSXZ1	Network Convertor for single split (AC power supply type):	UTY-VTGXV
Wired remote controller:	UTY-RLRG	Half concealed kit:	UTR-STA	Silver Ion Filter:	UTR-FA03-5
Simple remote controller (without operation mode):	UTY-RHRG	Communication kit:	UTY-TWRXZ3		
Simple remote controller:	UTY-RSRG	External connect kit	UTY-XWZXZ5		

Dimensions

(Unit: mm)

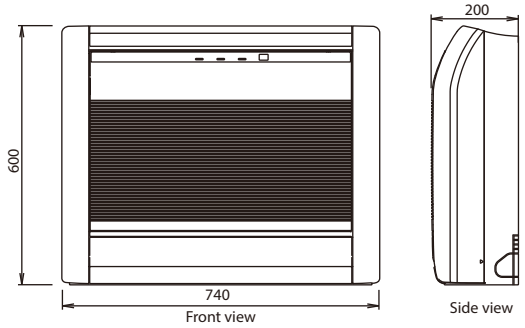

Ceiling



reddot winner 2020

ALL DC

Economy | Set Temp. | Return | Auto Changeover | Up/Down | Adjust | Restart | Duct | Auto OFF | Weekly | Filter | On/Off



Light Elegant Design

The light-elegant, gently curved surface gives a sense of comfort and well-being.

Easy installation

The indoor unit can be easily installed under the ceiling thanks to the uniquely designed mounting kit.

1. Set mounting brackets



2. Hold up the ceiling unit and fit to the mounting brackets



3. Attach with screws



Easy maintenance

The front panel can be opened without removing it for safe & speedy maintenance.



The drain pan can be removed for cleaning.



Components in the control box can be easily accessed from the wide side opening.



Flexible installation

The drain hose and pipe can be contained in the casing and connected in the right, left, angled, or downward direction.



Link up with a variety of Central Control System (Option)

Centralized control including facilities and equipment in addition to air conditioning is possible by linking up with MODBUS, KNX interfaces.



Central Control System

Model: ABHG18KRTA/ABHG22KRTA/ABHG24KRTA/ABHG30KRTA/ABHG36KRTA/ABHG45KRTA
ABHG36KRTA [3-phase] /ABHG45KRTA [3-phase] /ABHG54KRTA [3-phase]


ABHG18/22KRTA


ABHG24/30KRTA


ABHG36/45/54KRTA


For ABHG18/22KRTA


For ABHG24KRTA


For ABHG30/36KRTA


For ABHG45/54KRTA

Specifications

Model name	Indoor unit			ABHG18KRTA	ABHG22KRTA	ABHG24KRTA	ABHG30KRTA	ABHG36KRTA	ABHG45KRTA	ABHG36KRTA	ABHG45KRTA	ABHG54KRTA
	Outdoor unit			AOHG18KBTB	AOHG22KBTB	AOHG24KBTB	AOHG30KBTB	AOHG36KBTB	AOHG45KBTB	AOHG36KRTA	AOHG45KRTA	AOHG54KRTA
Power Source				Single phase, ~230 V, 50 Hz						3-phase, ~400 V, 50 Hz		
Capacity	Cooling		kW	5.2 (0.9-5.9)	6.0 (0.9-6.7)	6.8 (0.9-8.0)	8.5 (2.8-10.0)	9.5 (2.8-11.2)	12.1 (4.0-13.5)	9.5 (2.8-11.2)	12.1 (4.0-13.5)	13.4 (4.5-14.5)
	Heating			6.0 (0.9-7.5)	7.0 (0.9-8.0)	7.5 (0.9-9.1)	10.0 (2.7-11.2)	10.8 (2.7-12.7)	13.5 (4.2-16.2)	10.8 (2.7-12.7)	13.5 (4.2-16.2)	15.5 (4.7-16.5)
Input Power	Cooling/Heating		kW	1.55/1.62	1.87/1.95	2.14/1.97	2.65/2.77	2.96/2.88	4.22/3.84	2.96/2.88	4.22/3.84	4.45/4.43
EER	Cooling		W/W	3.35	3.21	3.18	3.21	3.21	2.87	3.21	2.87	3.01
COP	Heating			3.70	3.59	3.81	3.61	3.75	3.52	3.75	3.52	3.50
Pdesign	Cooling/Heating (-10°C)		kW	5.2/4.4	6.0/4.8	6.8/6.0	8.5/8.0	9.5/8.7	-	9.5/8.7	-	-
SEER	Cooling		W/W	6.2	6.1	6.2	6.1	6.37	-	6.37	-	-
SCOP	Heating (Average)			4.1	4.0	4.1	4.0	4.21	-	4.21	-	-
Energy Efficiency Class	Cooling			A++	A++	A++	A++	A++	-	A++	-	-
	Heating (Average)			A+	A+	A+	A+	A+	-	A+	-	-
Max. Operating Current	Cooling/Heating		A	12.1/12.1	12.6/12.6	13.6/13.6	22.6/22.6	22.6/22.6	28.5/28.5	10.5/10.5	14.0/14.0	14.0/14.0
Annual Energy Consumption	Cooling		kWh/a	293	344	384	486	524	-	524	-	-
	Heating			1,501	1,677	2,042	2,796	2,904	-	2,904	-	-
Moisture Removal			l/h	2.0	2.5	2.2	3.0	2.6	4.5	2.6	4.5	5.0
Sound Pressure Level	Indoor (Cooling)	H/M/L/Q	dB(A)	38/36/33/31	42/37/34/31	41/36/32/29	45/40/35/32	44/40/37/32	45/41/39/34	44/40/37/32	45/41/39/34	48/44/41/38
	Indoor (Heating)	H/M/L/Q		38/36/33/31	42/37/34/31	41/36/32/29	45/40/35/32	44/40/37/32	45/41/39/34	44/40/37/32	45/41/39/34	48/44/41/38
	Outdoor (Cooling/Heating)	High		50/50	51/51	53/54	53/55	55/55	57/57	55/55	57/57	57/59
Sound Power Level	Indoor (Cooling/Heating)	High		53/53	57/57	56/56	60/60	59/59	60/60	59/59	60/60	63/63
	Outdoor (Cooling/Heating)	High		62/62	63/63	65/66	68/69	70/70	71/71	70/70	71/71	73/73
Airflow Rate	Indoor/Outdoor (Cooling)	High	m^3/h	840/2,160	900/2,240	1,230/2,700	1,400/3,750	1,850/3,750	1,900/4,450	1,850/3,750	1,900/4,450	2,100/4,450
	Indoor/Outdoor (Heating)	High		840/1,830	900/1,960	1,230/2,700	1,400/3,750	1,800/3,750	1,850/4,450	1,800/3,750	1,850/4,450	2,100/4,450
Net Dimensions H x W x D	Indoor		mm	235 × 1,080 × 705	235 × 1,080 × 705	235 × 1,390 × 705	235 × 1,390 × 705	235 × 1,700 × 705	235 × 1,700 × 705	235 × 1,700 × 705	235 × 1,700 × 705	235 × 1,700 × 705
	Outdoor		mm	632 × 799 × 290	632 × 799 × 290	716 × 820 × 315	788 × 940 × 320	788 × 940 × 320	998 × 940 × 320	788 × 940 × 320	998 × 940 × 320	998 × 940 × 320
Weight	Indoor		kg (lbs)	24 (53)	24 (53)	31 (68)	31 (68)	38 (84)	38 (84)	38 (84)	38 (84)	38 (84)
	Outdoor		kg (lbs)	36 (79)	38 (84)	42 (93)	52 (115)	52 (115)	67 (148)	53 (117)	67 (148)	67 (148)
Connection Pipe Diameter (Liquid/Gas)			mm	6.35/12.7	6.35/12.7	6.35/12.7	9.52/15.88	9.52/15.88	9.52/15.88	9.52/15.88	9.52/15.88	9.52/15.88
Drain Hose Diameter (I.D./O.D.)				25/32	25/32	25/32	25/32	25/32	25/32	25/32	25/32	25/32
Max. Pipe Length (Pre-Charge)			m	30 (20)	30 (20)	30 (20)	50 (30)	50 (30)	50 (30)	50 (30)	50 (30)	50 (30)
Max. Height Difference				20	25	25	30	30	30	30	30	30
Operating Range	Cooling		°CDB	-15 to 46	-15 to 46	-15 to 46	-15 to 46	-15 to 46	-15 to 46	-15 to 46	-15 to 46	-15 to 46
	Heating			-15 to 24	-15 to 24	-15 to 24	-15 to 24	-15 to 24	-15 to 24	-15 to 24	-15 to 24	-15 to 24
Refrigerant	Type (Global Warming Potential)			R32 (675)	R32 (675)	R32 (675)	R32 (675)	R32 (675)	R32 (675)	R32 (675)	R32 (675)	R32 (675)
	Charge		kg (CO2eq-T)	1.02 (0.689)	1.25 (0.844)	1.25 (0.844)	1.90 (1.283)	1.90 (1.283)	2.70 (1.823)	1.90 (1.283)	2.70 (1.823)	2.70 (1.823)

Optional parts

* For optional parts compatibility of Intesis devices, refer to the optional parts compatibility list Page C-046.

Compact wired remote controller: UTY-RCRGZ1
Wired remote controller (touch panel): UTY-RNRGZ5
Wired remote controller: UTY-RLRG
Simple remote controller (without operation mode): UTY-RHRG
Simple remote controller: UTY-RSRG
External input and output PCB: UTY-XCSX
External input and output PCB box: UTZ-GXEA

External connect kit: UTY-XWZXZG
WLAN adapter: UTY-TFSXZ1
Drain pump unit: UTR-DPB24T
IR receiver unit: UTY-LBTGH
L-type piping kit: UTP-FX24A (18/22/24)
UTP-FX35A (30/36/45/54)
External switch controller: UTY-TERX

Network Convertor for single split (DC power supply type): UTY-VTGX
Network Convertor for single split (AC power supply type): UTY-VTGXV

(Outdoor unit 30/36/45/54)
External connect kit: UTY-XWZXZ3

Dimensions

(Unit: mm)

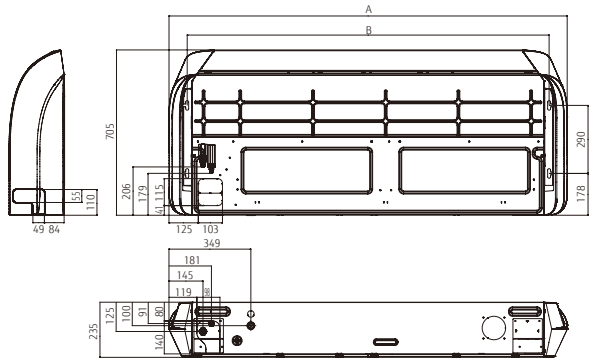

	ABHG18/22KRTA	ABHG24/30KRTA	ABHG36/45/54KRTA
A	1,080	1,390	1,700
B	923	1,233	1,543

ECO Series Lineup Specifications



Compact cassette



Model name	Indoor unit			AUXG09KVLA	AUXG12KVLA	AUXG14KVLA	AUXG18KVLA	AUXG22KVLA	AUXG24KVLA
	Outdoor unit			AOHG09KATA	AOHG12KATA	AOHG14KATA	AOHG18KATA	AOHG22KATA	AOHG24KATA
Power Source				Single phase, ~230 V, 50 Hz					
Capacity	Cooling		kW	2.5 (0.9-2.7)	3.5 (0.9-3.7)	4.3 (0.9-4.5)	5.2 (0.9-5.4)	6.0 (0.9-6.3)	6.8 (0.9-7.4)
	Heating			3.2 (0.9-3.9)	4.1 (0.9-4.4)	5.0 (0.9-5.3)	6.0 (0.9-6.3)	7.0 (0.9-7.4)	7.5 (0.9-8.6)
Input Power	Cooling/Heating		kW	0.68/0.88	1.09/1.17	1.37/1.42	1.69/1.72	1.95/2.00	2.26/2.08
EER	Cooling		W/W	3.68	3.21	3.14	3.08	3.08	3.01
COP	Heating			3.64	3.50	3.52	3.49	3.50	3.61
Pdesign	Cooling/Heating (-10°C)		kW	2.5/2.3	3.5/2.8	4.3/3.2	5.2/3.8	6.0/4.4	6.8/5.4
SEER	Cooling		W/W	6.2	6.1	6.1	6.1	6.1	5.9
SCOP	Heating			4.0	4.0	4.0	3.9	3.9	3.8
Energy Efficiency Class	Cooling			A++	A++	A++	A++	A++	A+
	Heating			A+	A+	A+	A	A	A
Max. Operating Current	Cooling/Heating		A	6.9/6.9	7.7/7.7	9.2/9.2	10.1/10.1	11.6/11.6	12.6/12.6
Annual Energy Consumption	Cooling		kWh/a	141	201	247	298	344	403
	Heating			804	979	1,120	1,362	1,578	1,988
Moisture Removal			l/h	0.6	1.2	1.5	2.2	2.6	2.7
Sound Pressure Level	Indoor (Cooling)	H/M/L/Q	dB(A)	33/31/29/27	37/34/30/27	38/34/30/27	38/34/30/26	44/42/36/30	49/44/36/30
	Indoor (Heating)	H/M/L/Q		34/32/29/27	37/34/31/29	43/38/34/30	43/38/34/30	45/43/40/33	49/45/40/33
	Outdoor (Cooling/Heating)	High		47/48	49/50	50/51	51/52	52/53	54/55
Sound Power Level	Indoor (Cooling/Heating)	High		46/47	49/49	50/55	50/55	56/57	59/61
	Outdoor (Cooling/Heating)	High		60/60	62/62	63/63	63/64	64/65	66/67
Airflow Rate	Indoor/Outdoor (Cooling)	High	m^3/h	540/1,610	600/1,630	680/1,670	680/1,710	830/2,240	930/2,885
	Indoor/Outdoor (Heating)	High		540/1,550	600/1,410	800/1,580	800/1,840	860/2,240	930/2,350
Net Dimensions H x W x D	Indoor		mm	245 × 570 × 570	245 × 570 × 570	245 × 570 × 570	245 × 570 × 570	245 × 570 × 570	245 × 570 × 570
	Outdoor			541 × 663 × 290	541 × 663 × 290	542 × 799 × 290	542 × 799 × 290	632 × 799 × 290	632 × 799 × 290
Weight	Indoor		kg (lbs)	15 (33)	15 (33)	15 (33)	15 (33)	16 (35)	16 (35)
	Outdoor			23 (51)	25 (55)	32 (71)	33 (73)	36 (79)	38 (84)
Connection Pipe Diameter (Liquid/Gas)			mm	6.35/9.52	6.35/9.52	6.35/9.52	6.35/12.70	6.35/12.70	6.35/12.70
Drain port Diameter (I.D./O.D.)				25/32	25/32	25/32	25/32	25/32	25/32
Max. Pipe Length (Pre-Charge)			m	15 (15)	15 (15)	20 (15)	20 (15)	25 (15)	25 (20)
Max. Height Difference				15	15	15	15	20	20
Operating Range	Cooling		°CDB	-10 to 46	-10 to 46	-10 to 46	-10 to 46	-10 to 46	-10 to 46
	Heating			-15 to 24	-15 to 24	-15 to 24	-15 to 24	-15 to 24	-15 to 24
Refrigerant	Type (Global Warming Potential)			R32 (675)	R32 (675)	R32 (675)	R32 (675)	R32 (675)	R32 (675)
	Charge		kg (CO2eq-T)	0.6 (0.405)	0.7 (0.473)	0.85 (0.574)	0.9 (0.608)	1.1 (0.743)	1.25 (0.844)
Cassette Grille	Model name			UTG-UFGF-W	UTG-UFGF-W	UTG-UFGF-W	UTG-UFGF-W	UTG-UFGF-W	UTG-UFGF-W
	Dimensions (H × W × D)		mm	49 × 620 × 620	49 × 620 × 620	49 × 620 × 620	49 x 620 x 620	49 × 620 × 620	49 × 620 × 620
	Weight		kg (lbs)	2.3 (5)	2.3 (5)	2.3 (5)	2.3 (5)	2.3 (5)	2.3 (5)

Circular cassette



Model name	Indoor unit			AUXG18KRLB	AUXG22KRLB	AUXG24KRLB	AUXG30KRLB	AUXG36KRLB	AUXG45KRLB	AUXG54KRLB	AUXG36KRLB	AUXG45KRLB	AUXG54KRLB
	Outdoor unit			AOHG18KATA	AOHG22KATA	AOHG24KATA	AOHG30KATA	AOHG36KATA	AOHG45KATA	AOHG54KATA	AOHG36KQTA	AOHG45KQTA	AOHG54KQTA
Power Source				Single phase, ~230 V, 50 Hz							3-phase, ~400 V, 50 Hz		
Capacity	Cooling		kW	5.2 (0.9-5.4)	6.0 (0.9-6.3)	6.8 (0.9-7.4)	8.5 (2.8-9.6)	9.5 (2.8-10.6)	12.1 (4.0-12.6)	13.4 (4.5-13.8)	9.5 (2.8-10.6)	12.1 (4.0-12.6)	13.4 (4.5-13.8)
	Heating			6.0 (0.9-6.3)	7.0 (0.9-7.4)	7.5 (0.9-8.6)	10.0 (2.7-10.8)	10.8 (2.7-12.5)	13.5 (4.2-15.0)	15.5 (4.7-16.0)	10.8 (2.7-12.5)	13.5 (4.2-15.0)	15.5 (4.7-16.0)
Input Power	Cooling/Heating		kW	1.60/1.66	1.85/1.93	2.12/1.97	2.56/2.64	3.06/2.58	4.32/3.77	4.87/4.86	3.06/2.58	4.32/3.77	4.87/4.86
EER	Cooling		W/W	3.25	3.24	3.21	3.32	3.10	2.80	2.75	3.10	2.80	2.75
COP	Heating			3.61	3.63	3.81	3.79	4.19	3.58	3.19	4.19	3.58	3.19
Pdesign	Cooling/Heating (-10°C)		kW	5.2/3.8	6.0/4.4	6.8/5.4	8.5/8.0	9.5/8.7	-	-	9.5/8.7	-	-
SEER	Cooling		W/W	6.2	6.2	6.1	6.1	6.1	-	-	6.1	-	-
SCOP	Heating			4.1	4.1	4.0	4.0	4.0	-	-	4.0	-	-
Energy Efficiency Class	Cooling			A++	A++	A++	A++	A++	-	-	A++	-	-
	Heating			A+	A+	A+	A+	A+	-	-	A+	-	-
Max. Operating Current	Cooling/Heating		A	10.1/10.1	11.6/11.6	12.6/12.6	22.5/22.5	22.5/22.5	28.1/28.1	28.1/28.1	10.5/10.5	13.6/13.6	13.6/13.6
Annual Energy Consumption	Cooling		kWh/a	293	338	390	488	545	-	-	545	-	-
	Heating			1,297	1,502	1,887	2,794	3,044	-	-	3,044	-	-
Moisture Removal			l/h	1.5	2.2	2.7	2.5	3.3	4.5	5.0	3.3	4.5	5.0
Sound Pressure Level	Indoor (Cooling)	H/M/L/Q	dB(A)	33/32/31/28	33/32/31/28	35/33/32/29	40/38/36/33	44/41/38/34	46/42/39/35	47/43/40/36	44/41/38/34	46/42/39/35	47/43/40/36
	Indoor (Heating)	H/M/L/Q		33/32/31/28	33/32/31/28	35/33/32/29	40/38/36/33	44/41/38/34	46/42/39/35	47/43/40/36	44/41/38/34	46/42/39/35	47/43/40/36
	Outdoor (Cooling/Heating)	High		51/52	52/53	54/55	53/55	55/55	58/59	58/61	55/55	60/60	61/61
Sound Power Level	Indoor (Cooling/Heating)	High		47/47	49/49	49/49	54/54	58/58	60/60	61/61	58/58	-/-	-/-
	Outdoor (Cooling/Heating)	High		63/64	64/65	66/67	68/69	70/70	72/73	74/75	70/70	72/73	74/75
Airflow Rate	Indoor/Outdoor (Cooling)	High	m^3/h	1,050/1,710	1,050/2,240	1,150/2,885	1,600/3,750	1,870/3,750	2,000/4,450	2,100/4,450	1,870/3,750	2,000/4,450	2,100/4,450
	Indoor/Outdoor (Heating)	High		1,050/1,840	1,050/2,240	1,150/2,350	1,600/3,750	1,870/3,750	2,000/4,450	2,100/4,780	1,870/3,750	2,000/4,450	2,100/4,780
Net Dimensions H x W x D	Indoor		mm	246 × 840 × 840	246 × 840 × 840	246 × 840 × 840	288 × 840 × 840	288 × 840 × 840	288 × 840 × 840	288 × 840 × 840	288 × 840 × 840	288 × 840 × 840	288 × 840 × 840
	Outdoor			542 × 799 × 290	632 × 799 × 290	632 × 799 × 290	788 × 940 × 320	788 × 940 × 320	998 × 940 × 320	998 × 940 × 320	788 × 940 × 320	998 × 940 × 320	998 × 940 × 320
Weight	Indoor		kg (lbs)	23 (51)	23 (51)	24 (53)	26 (57)	29 (64)	29 (64)	29 (64)	29 (64)	29 (64)	29 (64)
	Outdoor			33 (73)	36 (79)	38 (84)	52 (115)	52 (115)	61 (134)	63 (139)	53 (117)	62 (137)	63 (139)
Connection Pipe Diameter (Liquid/Gas)			mm	6.35/12.70	6.35/12.70	6.35/12.70	9.52/15.88	9.52/15.88	9.52/15.88	9.52/15.88	9.52/15.88	9.52/15.88	9.52/15.88
Drain port Diameter (I.D./O.D.)				25/32	25/32	25/32	25/32	25/32	25/32	25/32	25/32	25/32	25/32
Max. Pipe Length (Pre-Charge)			m	20 (15)	25 (15)	25 (20)	30 (30)	30 (30)	30 (30)	30 (30)	30 (30)	30 (30)	30 (30)
Max. Height Difference				15	20	20	30	30	30	30	30	30	30
Operating Range	Cooling		°CDB	-10 to 46	-10 to 46	-10 to 46	-10 to 46	-10 to 46	-10 to 46	-10 to 46	-10 to 46	-10 to 46	-10 to 46
	Heating			-15 to 24	-15 to 24	-15 to 24	-15 to 24	-15 to 24	-15 to 24	-15 to 24	-15 to 24	-15 to 24	-15 to 24
Refrigerant	Type (Global Warming Potential)			R32 (675)	R32 (675)	R32 (675)	R32 (675)	R32 (675)	R32 (675)	R32 (675)	R32 (675)	R32 (675)	R32 (675)
	Charge		kg (CO2eq-T)	0.9 (0.608)	1.1 (0.743)	1.25 (0.844)	1.90 (1.283)	1.90 (1.283)	2.4 (1.620)	2.4 (1.620)	1.90 (1.283)	2.4 (1.620)	2.4 (1.620)
Cassette Grille	Model name			UTG-UKGA-W: White wired remote controller (touch panel) UTG-UKGC-W: White/UTG-UKGA-B*1: Black									
	Dimensions (H × W × D)		mm	53 × 950 × 950	53 × 950 × 950	53 × 950 × 950	53 × 950 × 950	53 × 950 × 950	53 × 950 × 950	53 × 950 × 950	53 × 950 × 950	53 × 950 × 950	53 × 950 × 950
	Weight		kg (lbs)	6.0 (13)	6.0 (13)	6.0 (13)	6.0 (13)	6.0 (13)	6.0 (13)	6.0 (13)	6.0 (13)	6.0 (13)	6.0 (13)

Slim Duct



Model name	Indoor unit			ARXG09KLLAP	ARXG12KLLAP	ARXG14KLLAP	ARXG18KLLAP
	Outdoor unit			AOHG09KATA	AOHG12KATA	AOHG14KATA	AOHG18KATA
Power Source				Single phase, ~230 V, 50 Hz			
Capacity	Cooling		kW	2.5 (0.9-2.7)	3.5 (0.9-3.7)	4.3 (0.9-4.5)	5.2 (0.9-5.4)
	Heating			3.2 (0.9-3.9)	4.1 (0.9-4.4)	5.0 (0.9-5.3)	6.0 (0.9-6.3)
Input Power	Cooling/Heating		kW	0.69/0.88	1.09/1.17	1.37/1.42	1.66/1.71
EER	Cooling		W/W	3.62	3.21	3.14	3.13
COP	Heating			3.64	3.50	3.52	3.51
Pdesign	Cooling/Heating (-10°C)		kW	2.5/2.3	3.5/2.8	4.3/3.2	5.2/3.8
SEER	Cooling		W/W	5.9	5.8	5.6	5.8
SCOP	Heating			3.8	3.8	3.8	3.8
Energy Efficiency Class	Cooling			A+	A+	A+	A+
	Heating			A	A	A	A
Max. Operating Current	Cooling/Heating		A	6.9/6.9	7.7/7.7	9.2/9.2	10.1/10.1
Annual Energy Consumption	Cooling		kWh/a	148	211	269	313
	Heating			847	1,031	1,177	1,398
Moisture Removal			l/h	0.7	1.3	1.5	2.0
Sound Pressure Level	Indoor (Cooling)	H/M/L/Q	dB(A)	28/27/26/25	29/28/26/25	32/30/28/26	32/30/29/27
	Indoor (Heating)	H/M/L/Q		28/26/25/24	29/28/26/24	32/30/28/25	32/30/29/27
	Outdoor (Cooling/Heating)	High		47/48	49/50	50/51	51/52
Sound Power Level	Indoor (Cooling/Heating)	High		57/57	58/58	60/60	58/58
	Outdoor (Cooling/Heating)	High		60/60	62/62	63/63	63/64
Airflow Rate	Indoor/Outdoor (Cooling)	High	m^3/h	600/1,610	650/1,630	800/1,670	940/1,710
	Indoor/Outdoor (Heating)	High		600/1,550	650/1,410	800/1,580	940/1,840
Static pressure range (Standard)			Pa	0 to 90 (25)	0 to 90 (25)	0 to 90 (25)	0 to 90 (25)
Net Dimensions H x W x D	Indoor		mm	198 × 700 × 620	198 × 700 × 620	198 × 700 × 620	198 × 900 × 620
	Outdoor		mm	541 × 663 × 290	541 × 663 × 290	542 × 799 × 290	542 × 799 × 290
Weight	Indoor		kg (lbs)	17 (37)	17 (37)	17 (37)	20 (44)
	Outdoor		kg (lbs)	23 (51)	25 (55)	32 (71)	33 (73)
Connection Pipe Diameter (Liquid/Gas)			mm	6.35/9.52	6.35/9.52	6.35/9.52	6.35/12.70
Drain port Diameter (I.D./O.D.)				25/32	25/32	25/32	25/32
Max. Pipe Length (Pre-Charge)			m	15 (15)	15 (15)	20 (15)	20 (15)
Max. Height Difference				15	15	15	15
Operating Range	Cooling		°CDB	-10 to 46	-10 to 46	-10 to 46	-10 to 46
	Heating			-15 to 24	-15 to 24	-15 to 24	-15 to 24
Refrigerant	Type (Global Warming Potential)			R32 (675)	R32 (675)	R32 (675)	R32 (675)
	Charge		kg (CO2eq-T)	0.6 (0.405)	0.7 (0.473)	0.85 (0.574)	0.9 (0.608)

Medium Static Pressure Duct



Model name	Indoor unit			ARXG22KMLB	ARXG24KMLA	ARXG30KMLA	ARXG36KMLA	ARXG45KMLA	ARXG36KMLA	ARXG45KMLA
	Outdoor unit			AOHG22KATA	AOHG24KATA	AOHG30KATA	AOHG36KATA	AOHG45KATA	AOHG36KQTA	AOHG45KQTA
Power Source				Single phase, ~230 V, 50 Hz					3-phase, ~400 V, 50 Hz	
Capacity	Cooling		kW	6.0 (0.9-6.3)	6.8 (0.9-7.4)	8.5 (2.8-9.6)	9.5 (2.8-10.6)	12.1 (4.0-12.6)	9.5 (2.8-10.6)	12.1 (4.0-12.6)
	Heating			7.0 (0.9-7.4)	7.5 (0.9-8.6)	10.0 (2.7-10.8)	10.8 (2.7-12.5)	13.5 (4.2-15.0)	10.8 (2.7-12.5)	13.5 (4.2-15.0)
Input Power	Cooling/Heating		kW	1.92/2.00	2.19/2.00	2.78/2.77	3.13/3.03	4.84/4.18	3.13/3.03	4.84/4.18
EER	Cooling		W/W	3.13	3.11	3.06	3.04	2.50	3.04	2.50
COP	Heating			3.50	3.75	3.61	3.56	3.23	3.56	3.23
Pdesign	Cooling/Heating (-10°C)		kW	6.0/4.4	6.8/5.4	8.5/8.0	9.5/8.7	-	9.5/8.7	-
SEER	Cooling		W/W	5.8	5.9	5.8	5.6	-	5.6	-
SCOP	Heating			3.8	3.9	3.9	3.9	-	3.9	-
Energy Efficiency Class	Cooling			A+	A+	A+	A+	-	A+	-
	Heating			A	A	A	A	-	A	-
Max. Operating Current	Cooling/Heating		A	11.6/11.6	12.6/12.6	22.5/22.5	22.5/22.5	28.1/28.1	10.5/10.5	13.6/13.6
Annual Energy Consumption	Cooling		kWh/a	362	403	513	594	-	594	-
	Heating			1,620	1,935	2,871	3,122	-	3,122	-
Moisture Removal			l/h	2.1	2.5	2.5	3.0	4.0	3.0	4.0
Sound Pressure Level	Indoor (Cooling)	H/M/L/Q	dB(A)	31/29/27/25	31/29/27/25	39/35/30/26	39/35/30/26	42/38/32/28	39/35/30/26	42/38/32/28
	Indoor (Heating)	H/M/L/Q		31/29/27/25	31/29/27/25	42/35/30/26	42/35/30/26	42/38/32/28	42/35/30/26	42/38/32/28
	Outdoor (Cooling/Heating)	High		52/53	54/55	53/55	55/55	58/59	55/55	58/59
Sound Power Level	Indoor (Cooling/Heating)	High		60/62	60/62	65/69	65/70	68/70	65/70	68/70
	Outdoor (Cooling/Heating)	High		64/65	66/67	68/69	70/70	72/73	70/70	72/73
Airflow Rate	Indoor/Outdoor (Cooling)	High	m^3/h	1,100/2,240	1,100/2,885	1,900/3,750	1,900/3,750	2,100/4,450	1,900/3,750	2,100/4,450
	Indoor/Outdoor (Heating)	High		1,100/2,240	1,100/2,350	2,100/3,750	2,100/3,750	2,100/4,450	2,100/3,750	2,100/4,450
Static pressure range (Standard)			Pa	30 - 150 (35)	30 - 150 (35)	30 - 150 (47)	30 - 150 (47)	30 - 150 (60)	30 - 150 (47)	30 - 150 (60)
Net Dimensions H x W x D	Indoor		mm	270 × 1,135 × 700	270 × 1,135 × 700	270 × 1,135 × 700	270 × 1,135 × 700	270 × 1,135 × 700	270 × 1,135 × 700	270 × 1,135 × 700
	Outdoor		mm	632 × 799 × 290	632 × 799 × 290	788 × 940 × 320	788 × 940 × 320	998 × 940 × 320	788 × 940 × 320	998 × 940 × 320
Weight	Indoor		kg (lbs)	35 (77)	35 (77)	38 (84)	38 (84)	39 (86)	38 (84)	39 (86)
	Outdoor		kg (lbs)	36 (79)	38 (84)	52 (115)	52 (115)	61 (134)	53 (117)	62 (137)
Connection Pipe Diameter (Liquid/Gas)			mm	6.35/12.70	6.35/12.70	9.52/15.88	9.52/15.88	9.52/15.88	9.52/15.88	9.52/15.88
Drain port Diameter (I.D./O.D.)				25/32	25/32	25/32	25/32	25/32	35.7/38.1	35.7/38.1
Max. Pipe Length (Pre-Charge)			m	25 (15)	25 (20)	30 (30)	30 (30)	30 (30)	30 (30)	30 (30)
Max. Height Difference				20	20	30	30	30	30	30
Operating Range	Cooling		°CDB	-10 to 46	-10 to 46	-10 to 46	-10 to 46	-10 to 46	-10 to 46	-10 to 46
	Heating			-15 to 24	-15 to 24	-15 to 24	-15 to 24	-15 to 24	-15 to 24	-15 to 24
Refrigerant	Type (Global Warming Potential)			R32 (675)	R32 (675)	R32 (675)	R32 (675)	R32 (675)	R32 (675)	R32 (675)
	Charge		kg (CO2eq-T)	1.1 (0.743)	1.25 (0.844)	1.90 (1.283)	1.90 (1.283)	2.4 (1.620)	1.9 (1.283)	2.4 (1.620)

Ceiling



Model name	Indoor unit			ABHG18KRTA	ABHG22KRTA	ABHG24KRTA	ABHG30KRTA	ABHG36KRTA	ABHG45KRTA	ABHG36KRTA	ABHG45KRTA
	Outdoor unit			AOHG18KATA	AOHG22KATA	AOHG24KATA	AOHG30KATA	AOHG36KATA	AOHG45KATA	AOHG36KQTA	AOHG45KQTA
Power Source				Single phase, ~230 V, 50 Hz						3-phase, ~400 V, 50 Hz	
Capacity	Cooling		kW	5.2 (0.9-5.4)	6.0 (0.9-6.3)	6.8 (0.9-7.4)	8.5 (2.8-9.6)	9.5 (2.8-10.6)	12.1 (4.0-12.6)	9.5 (2.8-10.6)	12.1 (4.0-12.6)
	Heating			6.0 (0.9-6.3)	7.0 (0.9-7.4)	7.5 (0.9-8.6)	10.0 (2.7-10.8)	10.8 (2.7-12.5)	13.5 (4.2-15.0)	10.8 (2.7-12.5)	13.5 (4.2-15.0)
Input Power	Cooling/Heating		kW	1.66/1.71	1.95/2.09	2.19/2.00	2.78/2.86	3.13/3.03	4.84/4.18	3.13/3.03	4.84/4.18
EER	Cooling		W/W	3.13	3.08	3.11	3.06	3.04	2.50	3.04	2.50
COP	Heating			3.51	3.35	3.75	3.5	3.56	3.23	3.56	3.23
Pdesign	Cooling/Heating (-10°C)		kW	5.2/3.8	6.0/4.4	6.8/5.4	8.5/8.0	9.5/8.7	-	9.5/8.7	-
SEER	Cooling		W/W	5.8	5.6	6.0	5.8	5.6	-	5.6	-
SCOP	Heating			3.8	3.8	3.9	3.9	3.9	-	3.9	-
Energy Efficiency Class	Cooling			A+	A+	A+	A+	A+	-	A+	-
	Heating			A	A	A	A	A	-	A	-
Max. Operating Current	Cooling/Heating		A	10.1/10.1	11.6/11.6	12.6/12.6	22.5/22.5	22.5/22.5	28.1/28.1	10.5/10.5	13.6/13.6
Annual Energy Consumption	Cooling		kWh/a	538	375	679	512	594	-	594	-
	Heating			1,398	1,618	1,935	2,871	3,117	-	3,117	-
Moisture Removal			l/h	2.0	2.5	2.2	3.0	2.6	4.5	2.6	4.5
Sound Pressure Level	Indoor (Cooling)	H/M/L/Q	dB(A)	38/36/33/31	42/37/34/31	41/36/32/29	45/40/35/32	44/40/37/32	45/41/39/34	44/40/37/32	45/41/39/34
	Indoor (Heating)	H/M/L/Q		38/36/33/31	42/37/34/31	41/36/32/29	45/40/35/32	44/40/37/32	45/41/39/34	44/40/37/32	45/41/39/34
	Outdoor (Cooling/Heating)	High		51/52	52/53	54/55	53/55	55/55	58/59	55/55	58/59
Sound Power Level	Indoor (Cooling/Heating)	High		53/53	57/57	56/56	60/60	59/59	60/60	59/59	60/60
	Outdoor (Cooling/Heating)	High		63/64	64/65	66/67	68/69	70/70	72/73	70/70	72/73
Airflow Rate	Indoor/Outdoor (Cooling)	High	m^3/h	840/1,710	900/2,240	1,230/2,885	1,400/3,750	1,850/3,750	1,900/4,450	1,850/3,750	1,900/4,450
	Indoor/Outdoor (Heating)	High		840/1,840	900/2,240	1,230/2,350	1,400/3,750	1,800/3,750	1,850/4,450	1,800/3,750	1,850/4,450
Net Dimensions H x W x D	Indoor		mm	235 × 1,080 × 705	235 × 1,080 × 705	235 × 1,390 × 705	235 × 1,390 × 705	235 × 1,700 × 705	235 × 1,700 × 705	235 × 1,700 × 705	235 × 1,700 × 705
	Outdoor		mm	542 × 799 × 290	632 × 799 × 290	632 × 799 × 290	788 × 940 × 320	788 × 940 × 320	988 × 940 × 320	788 × 940 × 320	998 × 940 × 320
Weight	Indoor		kg (lbs)	24 (53)	24 (53)	31 (68)	31 (68)	38 (84)	38 (84)	38 (84)	38 (84)
	Outdoor		kg (lbs)	33 (73)	36 (79)	38 (84)	52 (115)	52 (115)	61 (134)	53 (117)	62 (137)
Connection Pipe Diameter (Liquid/Gas)			mm	6.35/12.7	6.35/12.7	6.35/12.7	9.52/15.88	9.52/15.88	9.52/15.88	9.52/15.88	9.52/15.88
Drain port Diameter (I.D./O.D.)				25/32	25/32	25/32	25/32	25/32	25/32	25/32	25/32
Max. Pipe Length (Pre-Charge)			m	20 (15)	25 (15)	25 (20)	30 (30)	30 (30)	30 (30)	30 (30)	30 (30)
Max. Height Difference				15	20	20	30	30	30	30	30
Operating Range	Cooling		°CDB	-10 to 46	-10 to 46	-10 to 46	-10 to 46	-10 to 46	-10 to 46	-10 to 46	-10 to 46
	Heating			-15 to 24	-15 to 24	-15 to 24	-15 to 24	-15 to 24	-15 to 24	-15 to 24	-15 to 24
Refrigerant	Type (Global Warming Potential)			R32 (675)	R32 (675)	R32 (675)	R32 (675)	R32 (675)	R32 (675)	R32 (675)	R32 (675)
	Charge		kg (CO2eq-T)	0.9 (0.608)	1.1 (0.743)	1.25 (0.844)	1.90 (1.283)	1.90 (1.283)	2.40 (1.620)	1.90 (1.283)	2.40 (1.620)

Feature Summary

Type		Wall-mounted type		
Series		Flagship Series	Designer Series	
				
Model name		ASHG12KXCA	ASHG07/09/12/14KGTE	ASHG07/09/12/14KETE, ASHG07/09/12/14KETE-B
		●	●	●
Energy-Saving Features	Dual-fan	●		
	Save Occupancy sensor	●	●	
	Save & Stop Occupancy sensor			
	Economy mode	●	●	●
	Setting temperature range limitation		○	○
	Set temperature auto return		○	○
Features for Comfort	Powerful heating			
	Power diffuser	●		
	Powerful mode	●	●	●
	10°C Heat	●	●	●
	Low noise mode	●	●	●
	Auto changeover	●	●	●
	UP/DOWN swing louver		●	●
	Double swing automatic	●		
	Automatic fan speed	●	●	●
	Auto restart	●	●	●
	Connectable fresh air duct			
	Fresh air intake			
	Connectable distributing duct			
	Individual airflow direction control			
Convenience Features	Auto-off timer		○	○
	Sleep timer	●	●	●
	Program timer	●	●	●
	Weekly timer		●	●
	Weekly & Temperature setback timer		○	○
	Filter sign		●	●
	External error output		○	○
	External ON/OFF input		○	○
	Wireless LAN control	●	○	○
	Multi system control			
Clean Features	Plasma air clean	●		
	Filter auto clean	●		
	Ion deodorization filter		●	●
	Apple-catechin filter		●	●
	Long-life filter			
	Washable panel		●	●
	Silver Ion Filter		○	○
Installation / Support	Automatic airflow adjustment			
	Drain pump as standard			
	Blue fin			

Wall-mounted type				
Standard Series			ECO Series	
				
ASHG07/09/12/14KMCE	ASHG18/24KMTE	ASHG30/36KMTA	ASHG07/09/12KPCE	ASHG18/24KLCA
R32	R32	R32	R32	R32
		●		
●	●	●	●	●
○	○	○		
○	○	○		
●	●	●	●	●
●	●	●		
●	●	●		
●	●	●	●	●
●			●	●
	●	●		
●	●	●	●	●
●	●	●	●	●
○	○	○		
●	●	●	●	●
●	●	●	●	●
○	●	●		
○	○	○		
●	●	●	●	●
○	○	○		
○	○	○		
○	○	○	○	
		○		
○	●	●		
○	●	●		
	●		●	●
○	○	○	○	○
		●		

○: Optional function

Feature Summary

Type		Cassette		Duct	
Series		Compact 4-way Flow Series	Circular Flow Series	Slim (With drain pump)	Medium Static Pressure (Compact & Comfort)
					
Model name		AUXG 09/12/14/18/22/24 KVLA	AUXG 18/22/24/30/36/45/54 KRLB	ARXG09/12/14/18KLLAP	ARXG 12/14/18/22/24/30/36/45/54 KHTAP
					
Energy-Saving Features	Dual-fan				
	Save Occupancy sensor				
	Save & Stop Occupancy sensor		○		
	Economy mode	●	●	●	●
	Setting temperature range limitation	○	●	○	●
	Set temperature auto return	●	●	●	●
Features for Comfort	Powerful heating				
	Power diffuser				
	Powerful mode				
	10°C Heat	●	○	○	○
	Low noise mode		○ (45/54)		○ (45/54)
	Auto changeover	●	●	●	●
	UP/DOWN swing louver	●	●	○	
	Double swing automatic				
	Automatic fan speed	●	●	●	●
	Auto restart	●	●	●	●
	Connectable fresh air duct		●		●
	Fresh air intake	○	○	○	○
	Connectable distributing duct		●		
	Individual airflow direction control		●		
Convenience Features	Auto-off timer	●	●	●	●
	Sleep timer	●	○	○	○
	Program timer	●	○	○	○
	Weekly timer	●	●	●	●
	Weekly & Temperature setback timer	○		●	
	Filter sign	●	●	●	●
	External error output		○		○
	External ON/OFF input	●	●	●	●
	Wireless LAN control	○	○	○	○
	Multi system control				
Clean Features	Plasma air clean				
	Filter auto clean				
	Ion deodorization filter				
	Apple-catechin filter				
	Long-life filter				○
	Washable panel				
	Silver Ion Filter	○	○	○	○
Installation / Support	Automatic airflow adjustment				●
	Drain pump as standard	●	●	●	●
	Blue fin		● (30/36/45/54)		● (30/36/45/54)

Duct				Floor	Ceiling
Medium Static Pressure (Standard)	High Static Pressure		Big		
					
ARXG22KMLB ARXG24/30/36/45KMLA	ARXG45/54KHTB	ARHG60LHTA	ARHG72/90LHTA	AGHG09/12/14KVCA	ABHG 18/22/24/30/36/45/54 KRTA
R32	R32	R410A	R410A	R32	R32
●	●	●	●	●	●
○	○	○	●	○	●
●	○	○	●	○	●
				●	
○	○	○	○	●	○
○ (45) (36LMLA)		○	○	●	○
●	●	●	●	●	●
				●	●
●	●	●	●	●	●
●	●	●	●	●	●
●					●
○	○	○	○		○
●					
●	●	○	●	○	●
○	○	○	○	●	○
○	○	○	○	●	○
●	●		●	●	●
●	●	●			
●	●	●	●	●	●
	○		○	○	○
●	●	○	●	○	●
○	○	○	○	○	○
				●	
				●	
○	○	○	○	●	
○	○		○	○	
			●		
○			○		○
● (45)	●	●	●		● (30/36/45/54)

○: Optional function



Light Commercial & Residential

MULTI-SPLIT

M-002 Multi-split Overview
M-004 Multi-split Outdoor Units Lineup
M-006 2-unit to 8-unit Multi-split Connectable Indoor Units
M-010 Simultaneous Multi-split Connectable Indoor Units
M-048 Feature Summary

REFRIGERANT R32

Refrigerant type R32 models

M-012 2-unit to 5-unit Multi-split
M-018 Simultaneous Multi-split Twin/Triple
M-022 2-unit to 5-unit Multi-split Indoor Units Specifications
M-026 2-unit to 5-unit Multi-split Combination Table

REFRIGERANT R410A

Refrigerant type R410A models

6-unit to 8-unit Multi-split

M-014 6-unit Multi-split
M-016 8-unit Multi-split

Simultaneous Multi-split Type

M-020 Simultaneous Multi-split Twin/Triple/Double Twin
M-024 6-unit to 8-unit Multi-split Indoor Units Specifications
M-036 6-unit to 8-unit Multi-split Combination Table



A single outdoor unit drives multiple indoor units, offering greater flexibility in system configuration.

If you wish to keep an entire floor or two or more rooms comfortable, we recommend you choose a multi-split air conditioning system with a single outdoor unit. Choose one that meets your air conditioning requirements from the variety of models we offer. You can mix and match indoor and outdoor units as you wish to build the system that best suits your needs.

Multi-split Overview

Multi-split's space-saving outdoor unit allows for connections of up to eight indoor units for multiple rooms. Added to the lineup are models compatible with the new R32 refrigerant, offering environmentally friendly comfort in homes, offices, stores, and various other settings.







3-unit, 4-unit, 5-unit Multi-split Types



3-unit 18/24 class



4-unit 30 class
5-unit 36 class

2-unit Multi-split



14 class



18 class

2-unit to 8-unit Multi-split

Recommended for residences, offices, and other situations where multiple rooms require air conditioning. Each of the 2 to 8 connected indoor units can also be operated individually. Operation control, time scheduling for each room, and energy-saving options can be set on both individual and central remote controllers. The outdoor unit is designed to save space and is flexible enough to be installed on a balcony or underneath a waist-high window.

6-unit, 8-unit Multi-split



6-unit 45 class



8-unit 45 class

Twin/Triple



Twin 36 class
(Single-phase/3-phase)



Twin/Triple 45/54 class
(Single-phase/3-phase)



Twin/Triple/ Double Twin



72/90 class
(3-phase)

Simultaneous Multi-split Type

Suitable for a small building, the entrance hall of a small office, meeting rooms, educational facilities, and other roomy areas where multiple indoor units need to be operated simultaneously. Up to 4 indoor units can be operated simultaneously, making the system perfect for air conditioning not only offices with large spaces, but also spaces with atypical layouts.

Multi-split Outdoor Units Lineup

			Class	14	18
			Cooling rated capacity (kW)	4.0	5.0
2-unit, 3-unit, 4-unit, 5-unit Multi-split	2-unit Multi-split Up to 2 units	R32		AOHG14KBTA2	AOHG18KBTA2
	3-unit Multi-split Up to 3 units		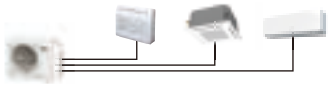		
	4-unit Multi-split Up to 4 units		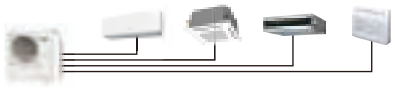		
	5-unit Multi-split Up to 5 units				
6-unit Multi-split	6-unit Multi-split Up to 6 units	R410A	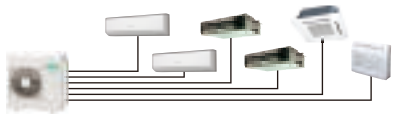		
8-unit Multi-split Up to 8 units		R410A	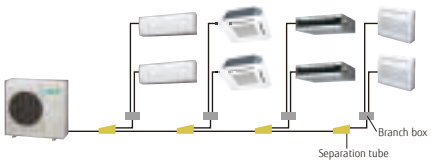		
Simultaneous Multi-split	Twin Single-phase	R32			
	Twin 3-phase				
	Twin/Triple Single-phase				
	Twin/Triple 3-phase				
	Twin/Triple/ Double Twin 3-phase	R410A			

Notes: **1. 2-unit Multi-split:** Connectable indoor units are 2 units.
AOHG14KBTA2: Total capacity of indoor units connected must be between 4.0 kW and 6.0 kW.
AOHG18KBTA2: Total capacity of indoor units connected must be between 4.0 kW and 7.5 kW.
2. 3-unit Multi-split: Connectable indoor units are 2 to 3 units.
AOHG18KBTA3: Total capacity of indoor units connected must be between 4.0 kW and 8.5 kW.
AOHG24KBTA3: Total capacity of indoor units connected must be between 4.0 kW and 10.5 kW.
3. 4-unit Multi-split: Connectable indoor units are 2 to 4 units.
AOHG30KBTA4: Total capacity of indoor units connected must be between 7.5 kW and 14.0 kW.
4. 5-unit Multi-split: Connectable indoor units are 2 to 5 units
AOHG36KBTA5: Total capacity of indoor units connected must be between 7.5 kW and 15.5 kW.

FUJITSU GENERAL (Euro) GmbH participates in the ECP program for VRF.
Check ongoing validity of certificate: www.eurovent-certification.com
*Models so marked are not ECC certified.

18	24	30	36	45		54	72	90
5.4	6.8	8.0	10.0	12.5	14.0	14.0	19.0	22.0
AOHG18KBTA3	AOHG24KBTA3							
		AOHG30KBTA4						
			AOHG36KBTA5*[1]					
				AOHG45LBLA6*				
					AOHG45LBT8*			
			AOHG36KBTB	AOHG45KBTB				
			AOHG36KRTA	AOHG45KRTA				
						AOHG54KBTB		
						AOHG54KRTA		
							AOHG72LRLA	AOHG90LRLA

5. 6-unit Multi-split: Connectable indoor units are 2 to 6 units
AOHG45LBLA6: Total capacity of indoor units connected must be between 9.5 kW and 18.0 kW.
6. 8-unit Multi-split: Connectable indoor units are 2 to 8 units
AOHG45LBT8: Total capacity of indoor units connected must be between 11.0 kW and 18.0 kW.

Cooling rated capacity: *1: 9.5 kW

2-unit to 8-unit Multi-split Connectable Indoor Units

Type		2-unit		3-unit		4-unit	5-unit
Model name		AOHG14KBTA2	AOHG18KBTA2	AOHG18KBTA3	AOHG24KBTA3	AOHG30KBTA4	AOHG36KBTA5
Multi-split Type Outdoor Unit							
Capacity (kW)	Cooling	4.0	5.0	5.4	6.8	8.0	9.5
	Heating	4.4	5.6	6.8	8.0	9.6	10.6

Indoor Unit	BTU	kW Class						
 ASHG07/09/12/14KGTE ASHG07/09/12/14KETE	7,000	2.0	●	●	●	●	●	●
	9,000	2.5	●	●	●	●	●	●
 ASHG07/09/12/14KMCE ASHG07/09/12/14KETE-B	12,000	3.5	●	●	●	●	●	●
	14,000	4.0	–	●	●	●	●	●
 ASHG18/22/24KMTE	18,000	5.0	–	–	–	●	●	●
	22,000	6.0	–	–	–	–	●	●
	24,000	7.0	–	–	–	–	●	●
 AGHG09/12/14KVCA	9,000	2.5	●	●	●	●	●	●
	12,000	3.5	●	●	●	●	●	●
	14,000	4.0	–	●	●	●	●	●
 AUXG07/09/12/14/18/22KVLA	7,000	2.0	●	●	●	●	●	●
	9,000	2.5	●	●	●	●	●	●
	12,000	3.5	●	●	●	●	●	●
	14,000	4.0	–	●	●	●	●	●
	18,000	5.0	–	–	–	●	●	●
	22,000	6.0	–	–	–	–	●	●
 ARXG07/09/12/14/18KSLAP	7,000	2.0	●	●	●	●	●	●
	9,000	2.5	●	●	●	●	●	●
	12,000	3.5	●	●	●	●	●	●
	14,000	4.0	–	●	●	●	●	●
	18,000	5.0	–	–	–	●	●	●
 ARXG07/09/12/14/18KLLAP	7,000	2.0	●	●	●	●	●	●
	9,000	2.5	●	●	●	●	●	●
	12,000	3.5	●	●	●	●	●	●
	14,000	4.0	–	●	●	●	●	●
	18,000	5.0	–	–	–	●	●	●
 ARXG22KMLB	22,000	6.0	–	–	–	–	●	●
 ABHG18/22KRTA	18,000	5.0	–	–	–	●	●	●
	22,000	6.0	–	–	–	–	●	●

REFRIGERANT R410A

Type		6-unit	8-unit
Model name		AOHG45LBLA6	AOHG45LBT8
Multi-split Type Outdoor Unit			 (Branch Box) 
Capacity (kW)	Cooling	12.5	14.0
	Heating	13.5	16.0

Indoor Unit	BTU	kW Class		
 ASHG07/09/12/14LMCA	7,000	2.0	●	●
	9,000	2.5	●	●
 ASHG07/09/12/14LUCA	12,000	3.5	●	●
	14,000	4.0	●	●
 ASHG18/24LF	18,000	5.0	●	●
	24,000	7.0	●	●
 AGHG09/12/14LV	9,000	2.5	●	●
	12,000	3.5	●	●
	14,000	4.0	●	●
 AUHG07/09/12/14/18LV	7,000	2.0	●	●
	9,000	2.5	●	●
	12,000	3.5	●	●
	14,000	4.0	●	●
	18,000	5.0	●	●
 ABHG14LVTA ABHG18LVTB	14,000	4.0	●	●
	18,000	5.0	●	●
 ARHG07/09/12/14/18LSLAP	7,000	2.0	●	–
	9,000	2.5	●	–
	12,000	3.5	●	–
	14,000	4.0	●	–
	18,000	5.0	●	–
 ARHG07/09/12/14/18LL	7,000	2.0	●	●
	9,000	2.5	●	●
	12,000	3.5	●	●
	14,000	4.0	●	●
	18,000	5.0	●	●

Simultaneous Multi-split Connectable Indoor Units

Type		4HP		5HP		6HP	
Model name		AOHG36KBTB	AOHG36KRTA	AOHG45KBTB	AOHG45KRTA	AOHG54KBTB	AOHG54KRTA
Simultaneous Multi-split Type Outdoor Unit							
Capacity (kW)	Cooling	9.5		12.1		13.4	13.4
	Heating	10.8		13.5		15.5	15.5

Indoor Unit	BTU	kW Class	Twin			Triple
AUXG18/22/24KVLA 	18,000	5.0	● × 2	–	–	● × 3
	22,000	6.5	–	● × 2	–	–
	24,000	7.0	–	–	● × 2	–
ARXG18KLLAP 	18,000	5.0	● × 2	–	–	● × 3
ARXG22KMLB ARXG24KMLA 	22,000	6.5	–	● × 2	–	–
	24,000	7.0	–	–	● × 2	–
Separation tube			UTP-SX236A (18/22/24)			UTP-SX354A (18)

REFRIGERANT R410A

Type		8HP	10HP
Model name		AOHG72LRLA	AOHG90LRLA
Simultaneous Multi-split Outdoor Unit			
Capacity (kW)	Cooling	19.0	22.0
	Heating	22.4	27.0

Indoor Unit	BTU	kW Class	Twin	Triple	Double Twin	Twin	Triple	Double Twin
 AUHG18/22/24LV	18,000	5.0	–	–	● × 4	–	–	–
	22,000	6.5	–	–	–	–	–	● × 4
	24,000	7.0	–	● × 3	–	–	–	–
 AUHG30/36/45LR	30,000	8.8	–	–	–	–	● × 3	–
	36,000	10.6	● × 2	–	–	–	–	–
	45,000	12.5	–	–	–	● × 2	–	–
 ARHG18LLTB	18,000	5.0	–	–	● × 4	–	–	–
 ARHG22/24/ 30/36/45LM	22,000	6.5	–	–	–	–	–	● × 4
	24,000	7.0	–	● × 3	–	–	–	–
	30,000	8.8	–	–	–	–	● × 3	–
	36,000	10.6	● × 2	–	–	–	–	–
	45,000	12.5	–	–	–	● × 2	–	–
 ABHG/18/22/24LV	18,000	5.0	–	–	● × 4	–	–	–
	22,000	6.5	–	–	–	–	–	● × 4
	24,000	7.0	–	● × 3	–	–	–	–
 ABHG30/36/45LR	30,000	8.8	–	–	–	–	● × 3	–
	36,000	10.6	● × 2	–	–	–	–	–
	45,000	12.5	–	–	–	● × 2	–	–
Separation tube			UTP-SX272A × 1	UTP-SX372A × 1	UTP-SX272A x 1, UTP-SX236A x 2	UTP-SX272A × 1	UTP-SX372A × 1	UTP-SX272A × 1, UTP-SX254A × 2





ALL DC

High energy saving

With the adoption of a high-efficiency DC twin-rotary compressor, all models achieved an energy efficiency scale of A+++ for cooling and A++ for heating.

Rank
Cooling A+++
Heating A++

SEER 8.7* SCOP 4.7

*: 2-unit 14 class



R32 refrigerant model

In addition to its high energy efficiency, the R32 refrigerant has a larger volumetric capacity than the R410A refrigerant, which means the R32 refrigerant models require less refrigerant charge than the R410A models.

Pre-charge refrigerant amount (kg)		
	R32	R410A
2-unit 14 class	0.9	1.25
2-unit 18 class	1.02	1.30
3-unit 18 class	1.8	2.2
3-unit 24 class	1.8	2.2
4-unit 30 class	2.2	3.3
5-unit 36 class	2.5	4.0

Quiet operation

The sound power level is reduced by up to 7 dB compared to the current R410 models.

Sound Power Level

*3-unit 24 class (cooling)



Space-saving installation

Multiple indoor units can be connected to 1 outdoor unit by long piping as well. Unlike a single type, the outdoor unit can be installed in the most space-saving location.

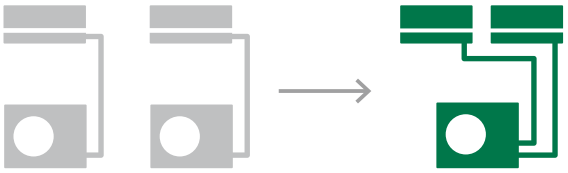

Compact design

Unlike a single type, the outdoor unit can be installed in the most space-saving location.

R410A model



R32 model



Depth difference	Space requirement
-15.5 % !*	-36.2 % !*

*: Compared with current 5-unit multi models

Easy evacuation

All connected pipes and indoor units can be evacuated quickly via our centralized valve method.
Requires evacuation only once.



Wide range of indoor units with various models

We offer 41 models in 5 types in a capacity range from 2.0 kW to 6.0 kW. Wide range of requirements can be realized from private homes through to large shops and hotels



Models equipped with the New R32 Refrigerant

Wall-mounted type with sophisticated design

Designer Series



Cool Beauty Design
07/09/12/14 kBTU



High Spec & Design
07/09/12/14 kBTU

Standard Series



High Efficiency & Comfort
07/09/12/14 kBTU



High Efficiency & Large Rooms
18/22/24 kBTU

Middle and small capacity models are available. This makes installation easier in small spaces.



Mini Duct
07/09/12/14/18 kBTU



Slim Duct
07/09/12/14/18 kBTU



Medium static pressure duct
22 kBTU



Compact Cassette
07/09/12/14/18/22 kBTU



Floor
09/12/14/ kBTU



Ceiling
18/22 kBTU

2-unit: AOHG14KBTA2 / AOHG18KBTA2
3-unit: AOHG18KBTA3 / AOHG24KBTA3
4-unit: AOHG30KBTA4
5-unit: AOHG36KBTA5



2-unit 3-unit 4-unit, 5-unit

Specifications (2-unit)

Model name				AOHG14KBTA2	AOHG18KBTA2
Power Source				Single phase, ~230 V, 50 Hz	
Rated Capacity (Min. - Max.)		Cooling	kW	4.0 (1.4-4.6)	5.0 (1.7-5.8)
		Heating		4.4 (1.1-5.5)	5.6 (1.8-6.6)
EER		Cooling	W/W	4.12	4.03
COP		Heating		4.63	4.59
Sound Pressure Level (High)		Cooling	dB(A)	47	47
		Heating		49	50
Sound Power Level (High)		Cooling		60	60
		Heating		62	62
Airflow Rate		Cooling/Heating	m^3/h	1,670/1,670	1,960/2,020
Net Dimensions H × W × D			mm	542 × 799 × 290	632 × 799 × 290
Weight			kg (lbs)	33 (73)	37 (82)
Connection Pipe Diameter		Liquid	mm	6.35 × 2	6.35 × 2
		Gas		9.52 × 2	9.52 × 2
Max. Pipe Length		Total/Each	m	30/20	30/20
Max. Height Difference	Between Outdoor Unit and Each Indoor Unit			15	15
	Between Indoor Units			10	10
Operating Range		Cooling	°CDB	-10 to 46	-10 to 46
		Heating		-15 to 24	-15 to 24
Refrigerant	Type (Global Warming Potential)			R32 (675)	R32 (675)
	Charge		kg (CO2eq-T)	0.9 (0.608)	1.02 (0.689)

Specifications (3-unit)

Model name				AOHG18KBTA3	AOHG24KBTA3
Power Source				Single phase, ~230 V, 50 Hz	
Rated Capacity (Min. - Max.)		Cooling	kW	5.4 (1.8-7.0)	6.8 (1.8-8.5)
		Heating		6.8 (2.0-8.0)	8.0 (2.0-9.2)
EER		Cooling	W/W	4.78	3.90
COP		Heating		4.89	4.40
Sound Pressure Level (High)		Cooling	dB(A)	46	48
		Heating		49	53
Sound Power Level (High)		Cooling		59	61
		Heating		61	67
Airflow Rate		Cooling/Heating	m^3/h	2,220/2,160	2,270/2,730
Net Dimensions H × W × D			mm	716 × 820 × 315	716 × 820 × 315
Weight			kg (lbs)	46 (102)	46 (102)
Connection Pipe Diameter		Liquid	mm	6.35 × 3	6.35 × 3
		Gas		9.52 × 3	9.52 × 2, 12.70 × 1 adapter [12.70 → 9.52] × 1
Max. Pipe Length		Total/Each	m	50/25	50/25
Max. Height Difference	Between Outdoor Unit and Each Indoor Unit			15	15
	Between Indoor Units			10	10
Operating Range		Cooling	°CDB	-10 to 46	-10 to 46
		Heating		-15 to 24	-15 to 24
Refrigerant	Type (Global Warming Potential)			R32 (675)	R32 (675)
	Charge		kg (CO2eq-T)	1.8 (1.215)	1.8 (1.215)

Specifications (4-unit, 5-unit)

Model name				AOHG30KBTA4	AOHG36KBTA5
Power Source				Single phase, ~230 V, 50 Hz	
Rated Capacity (Min. - Max.)		Cooling	kW	8.0 (2.4-10.1)	9.5 (3.0-11.0)
		Heating		9.6 (3.0-11.2)	10.6 (3.5-12.0)
EER		Cooling	W/W	3.90	3.80
COP		Heating		4.55	4.50
Sound Pressure Level (High)		Cooling	dB(A)	50	52
		Heating		54	55
Sound Power Level (High)		Cooling		63	65
		Heating		66	68
Airflow Rate		Cooling/Heating	m^3/h	2,400/2,950	2,450/2,900
Net Dimensions H × W × D			mm	884 × 820 × 315	884 × 820 × 315
Weight			kg (lbs)	55 (121)	59 (130)
Connection Pipe Diameter		Liquid	mm	6.35 × 4	6.35 × 5
		Gas		9.52 × 2, 12.70 × 2 adapter [12.70 → 9.52] × 2	9.52 × 3, 12.70 × 2 adapter [12.70 → 9.52] × 2 adapter [9.52 → 12.70] × 1
Max. Pipe Length*		Total/Each	m	70/25	75/25
Max. Height Difference	Between Outdoor Unit and Each Indoor Unit			15	15
	Between Indoor Units			10	10
Operating Range		Cooling	°CDB	-10 to 46	-10 to 46
		Heating		-15 to 24	-15 to 24
Refrigerant	Type (Global Warming Potential)			R32 (675)	R32 (675)
	Charge		kg (CO2eq-T)	2.2 (1.485)	2.5 (1.688)

*Length not applicable when floor units are connected. For details, refer to the installation manual.

Dimensions

(Unit: mm)

2-unit: AOHG14KBTA2

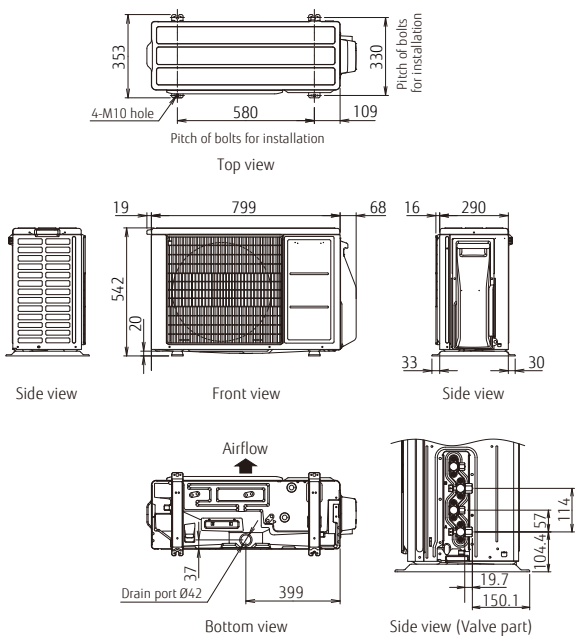

2-unit: AOHG18KBTA2

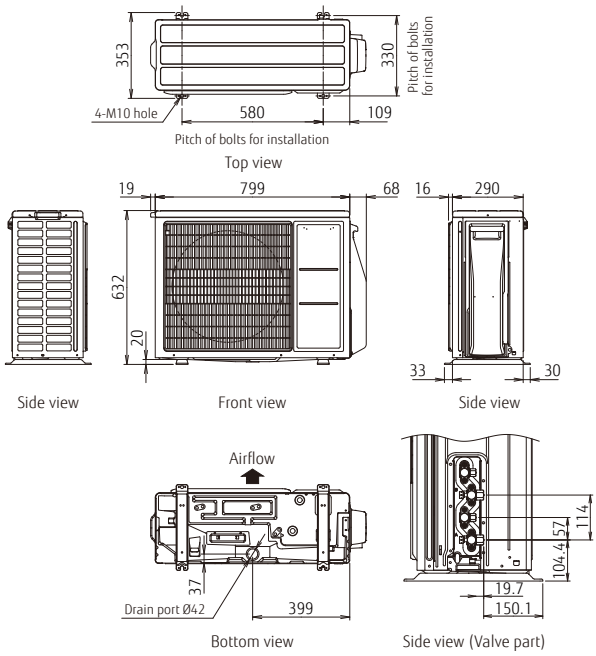

3-unit: AOHG18KBTA3/AOYG24KBTA3

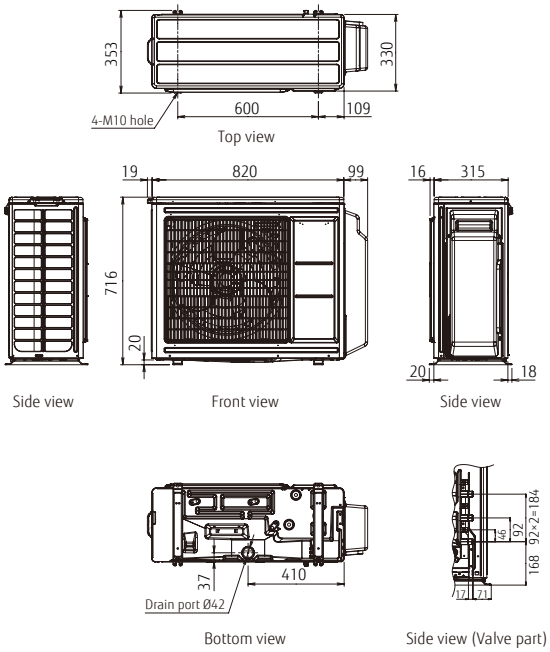

4-unit: AOHG30KBTA4
5-unit: AOHG36KBTA5

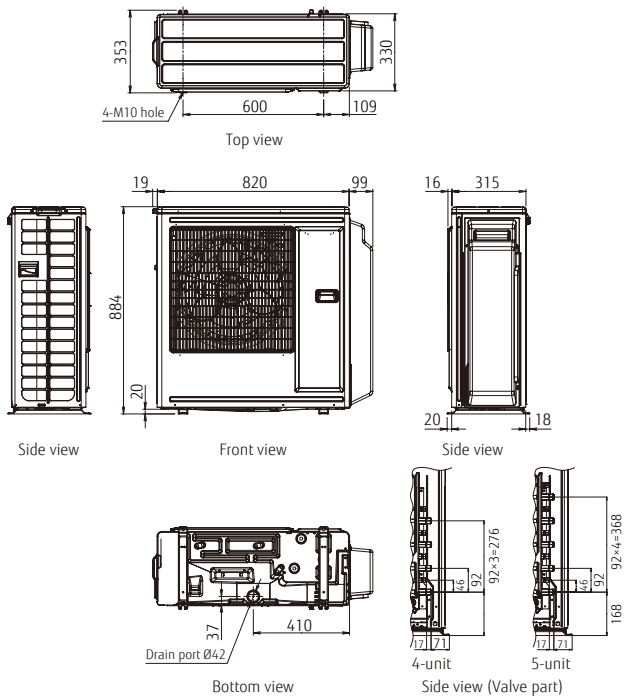

6-unit Multi-split

REFRIGERANT R410A



ALL DC

A wide variety of models to choose from

We offer 16 models in 4 types in a capacity range from 2.0 kW to 4.0 kW Wide range of requirements can be realized from private homes through to large shops and hotels





Compact design

Multiple indoor units can be connected to 1 outdoor unit by long piping as well.
Unlike a single type, the outdoor unit can be installed in the most space-saving location.



Easy installation

All connected pipes and indoor units can be evacuated quickly via our centralized valve method.
Requires evacuation only once.



Central & Individual Control

- Batched control of up to 8 indoor units. Unified setting of room temperature, airflow volume, and local control restrictions across units.
- Language can be selected from English, French, German, Greek, Italian, Portuguese, Russian, Spanish, or Turkish.
- Large backlit LED screen
- Large easy-to-see operation panel

Max. Controllable
1 multi-system

Max. Controllable
8 indoor units

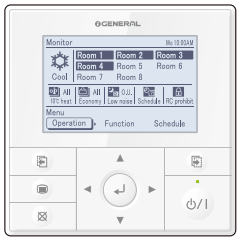

6-unit: AOHG45LBLA6



Specifications (5-unit, 6-unit)

Model name				AOHG45LBLA6
Power Source				Single phase, ~230 V, 50 Hz
Rated Capacity (Min. - Max.)		Cooling	kW	12.5 (3.5-14.0)
		Heating		13.5 (3.5-16.0)
EER		Cooling	W/W	3.50
COP		Heating		4.00
Sound Pressure Level (High)		Cooling	dB(A)	53
		Heating		55
Sound Power Level (High)		Cooling		-
		Heating		-
Airflow Rate		Cooling/Heating	m^3/h	4,200/4,200
Net Dimensions H × W × D			mm	998 × 970 × 370
Weight			kg (lbs)	94 (207)
Connection Pipe Diameter		Liquid	mm	6.35 × 6
		Gas		9.52 × 4, 12.70 × 2
Max. Pipe Length		Total/Each	m	80/25
Max. Height Difference	Between Outdoor Unit and Each Indoor Unit.			15
	Between Indoor Units.			10
Operating Range		Cooling	°CDB	-10 to 46
		Heating		-15 to 24
Refrigerant	Type (Global Warming Potential)			R410A (2,088)
	Charge		kg (CO2eq-T)	4.00 (8.352)

Dimensions

(Unit: mm)

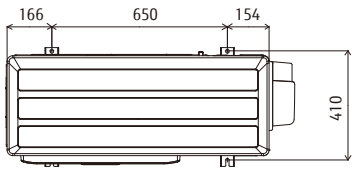

Top view

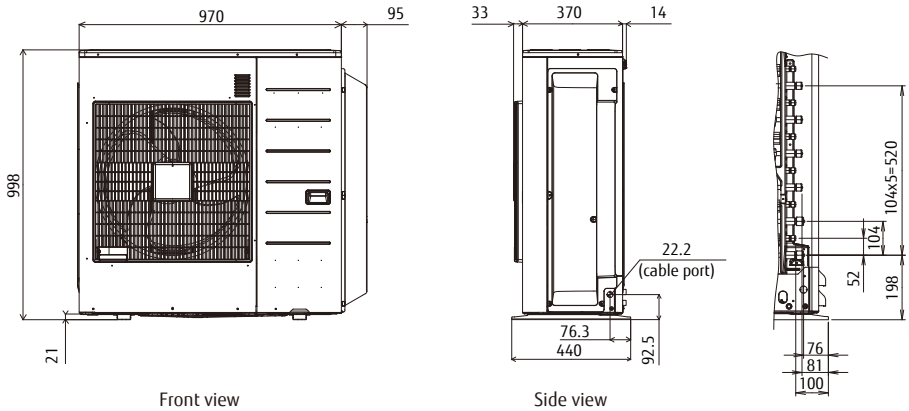

Front view

Side view

8-unit Multi-split





ALL DC

Compact outdoor unit

The compact design outdoor unit can be installed below a window or in a narrow space.



High seasonal energy efficiency

An air conditioner operates under a wide range of outdoor temperatures depending on the season and climate conditions. Moreover, a multi-split system does not have to cool or warm every room in a house or building all the time. This means that an air conditioner operates at partial capacity, instead of rated capacity, for more than 90% of its operation time. Therefore, we pay attention to the energy-saving performance of our air conditioners based on real-world usage. The use of our all DC design and proprietary inverter system significantly improves the energy efficiency of our air conditioners operating in partial-load efficiency.

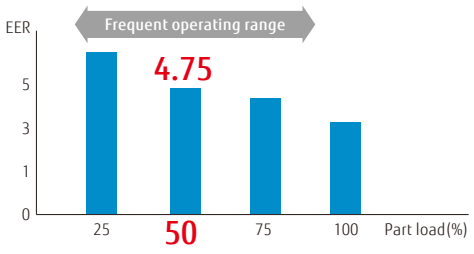

Innovated technology



High-efficiency large fan:
Incorporates high-efficiency fan.



DC fan motor:
The use of a small DC motor achieves both high performance and high efficiency.



Heat exchanger:
The use of high-density piping and the 3-row design achieves a compact and energy-efficient heat exchanger.



High-efficiency DC twin-rotary compressor:
A high-performance, low noise, large-capacity DC twin-rotary compressor is used.

Optimized refrigerant control for faster air conditioning

Optimized refrigerant control allows for faster cooling of every room in a house or building to the desired temperature.

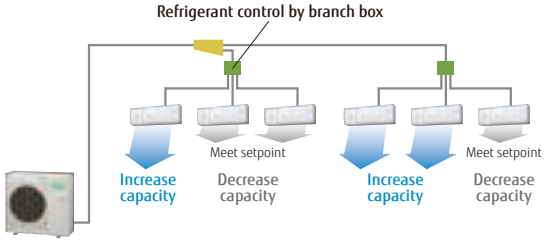

REFRIGERANT R410A

8-unit: AOHG45LBT8

Branch Box: UTP-PY03A/UTP-PY02A



3-zone type



2-zone type



Specifications (Outdoor unit/Branch box)

Outdoor Unit Model Name			AOHG45LBT8
Maximum Connectable Indoor Unit			8
Connectable capacity range of indoor units	Cooling	kW	11.2 - 18.2
Power source			Single phase, ~230 V, 50 Hz
Rated Capacity	Cooling	kW	14.0
	Heating		16.0
Input Power	Cooling	kW	5.20
	Heating		5.07
Airflow rate	Cooling	m^3/h	4,650
	Heating		4,800
Sound Pressure Level	Cooling	dB(A)	56
	Heating		58
Heat Exchanger Fin			Plate fin coil
Net Dimensions H × W × D		mm	914 × 970 × 370
Weight		kg (lbs)	98 (216)
Connection Pipe Diameter (Liquid/Gas)		mm	9.52/15.88
Max. Pipe Length		m	115 (Total)
Max. Height Difference (O.U ~ I.U)			30
Operating Range	Cooling	°CDB	-5 to 46
	Heating		-15 to 24
Refrigerant	Type (Global Warming Potential)		R410A (2,088)
	Charge	kg (CO2eq-T)	3.45 (7.204)

Branch Box Model Name			UTP-PY03A	UTP-PY02A
Connectable Indoor Unit			1 to 3 Units	1 to 2 Units
Power source			Single phase, ~230 V, 50 Hz	Single phase, ~230 V, 50 Hz
Available Voltage Range			198-264 V	198-264 V
Power Consumption		W	10	10
Running Current		A	0.05	0.05
Net Dimensions H × W × D		mm	195 × 433 × 370	195 × 433 × 370
Weight		kg (lbs)	9 (20)	9 (20)
Connection pipe diameter	Liquid	°CDB	Main: 9.52 × 1, Branch: 6.35 × 3	Main: 9.52 × 1, Branch: 6.35 × 2
	Gas		Main: 15.88 × 1, Branch: 12.70 × 3	Main: 15.88 × 1, Branch: 12.70 × 2
	Method		Flare	Flare

Notes: Specifications are determined based on the following conditions:
- Two indoor units (7-kW class each) are connected.
- Measured in the manufacturer`s anechoic chamber.
- Cooling: Indoor temp. of 27°CDB/19°CWB, outdoor temp. of 35°CDB/24°CWB Heating: Indoor temp. of 20°CDB/15°CWB, outdoor temp. of 7°CDB/6°CWB
  Pipe length: 5 m (Outdoor unit - Branch box), 3 m (Branch box - Indoor unit) Height difference: 0 m

Dimensions

(Unit: mm)

Outdoor Unit:
AOHG45LBT8

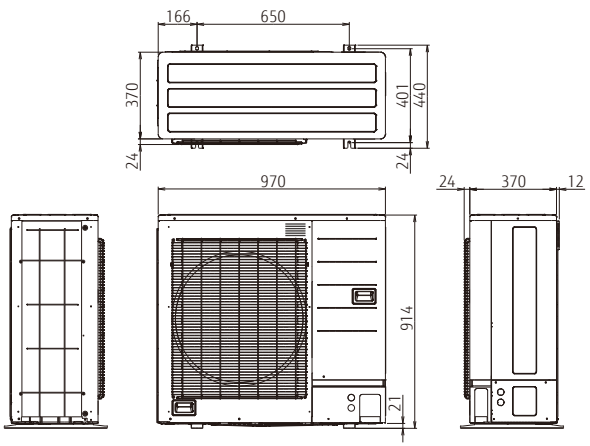

Branch Box:
UTP-PY03A (3-zone type)

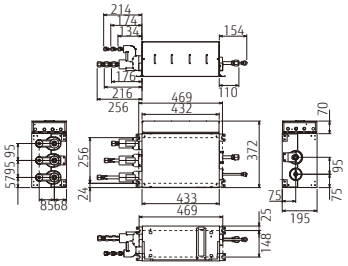

Branch Box:
UTP-PY02A (2-zone type)

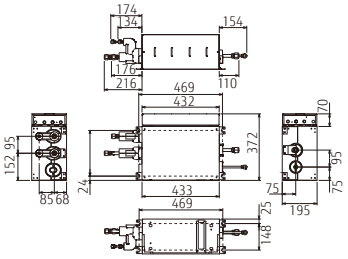

Simultaneous Multi-split Type

Twin/Triple



REFRIGERANT R32

ALL DC

Meets a variety of installation needs from offices to commercial spaces, with up to 3 indoor units in the same room connected to an outdoor unit.

Select indoor units according to floor layout and heat load estimated by the number of people working in the room and the direction and intensity of sunlight entering the room.
Perfect airflow distribution can be achieved for optimum comfort.

Installation according to floor layout

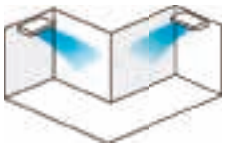

Installation according to lighting conditions

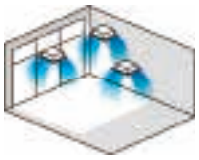

Design flexibility

Slim & Compact Design
The outdoor unit in this series is 22.7% shorter* than a twin-fan outdoor unit. The reduced height makes it easy to install in tight spaces.



R410A model　　R32 model

Flexible installation

Pipe length of up to 50 m and a height difference of up to 30 m can be accommodated. Multi-split systems can be installed in large residences and multi-story buildings.

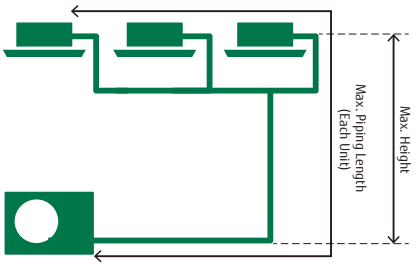

Max. Pipe Length (Each Unit): **50 m**

Max. Height: **30 m**

New lineup of indoor units

The indoor units, available in 6 models of 3 types, can be selected according to room size and conditions.



Compact Cassette　　Slim Duct　　Duct

Model: AOHG36KBTB/AOHG45KBTB/AOHG54KBTB
AOHG36KRTA [3-phase]/AOHG45KRTA [3-phase]/AOHG54KRTA [3-phase]



36



45/54

Specifications (Indoor units/Outdoor units)

Indoor Units Model name				Compact Cassette		
				AUXG18KVLA	AUXG22KVLA	AUXG24KVLA
Power Source				Single phase, ~230 V, 50 Hz		
Airflow Rate	Cooling	H/M/L/Q	m^3/h	680/580/490/410	830/740/600/450	930/830/600/450
	Heating	H/M/L/Q		800/680/580/450	860/760/700/530	930/850/700/530
Net Dimensions H × W × D			mm	245 × 570 × 570	245 × 570 × 570	245 × 570 × 570
Weight			kg (lbs)	15 (33)	16 (35)	16 (35)
Cassette Grille				UTG-UFGF-W	UTG-UFGF-W	UTG-UFGF-W

Indoor Units Model name				Duct		
				ARXG18KLLAP	ARXG22KMLB	ARXG24KMLA
Power Source				Single phase, ~230 V, 50 Hz		
Airflow Rate	Cooling	H/M/L/Q	m^3/h	940/880/820/750	1,100/910/750/580	1,100/910/750/580
	Heating	H/M/L/Q		940/880/820/750	1,100/910/750/580	1,100/910/750/580
Net Dimensions H × W × D			mm	198 × 900 × 620	270 × 1,135 × 700	270 × 1,135 × 700
Weight			kg (lbs)	20 (44)	35 (77)	35 (77)

Outdoor Units Model name				AOHG36KBTB	AOHG45KBTB	AOHG54KBTB	AOHG36KRTA	AOHG45KRTA	AOHG54KRTA
Capacity	Cooling		kW	9.5	12.1	13.4	9.5	12.1	13.4
	Heating			10.8	13.5	15.5	10.8	13.5	15.5
Power Source				Single phase, ~230 V, 50 Hz			3-phase, ~400 V, 50 Hz		
Pdesign	Cooling		kW	9.5	–	–	9.5	-	-
	Heating (-10°C)			8.7	–	–	8.7	-	-
SEER	Cooling		W/W	6.10	–	–	6.10	-	-
SCOP	Heating			4.00	–	–	4.00	-	-
Annual Energy Consumption	Cooling		kWh/a	545	–	–	545	-	-
	Heating			3,044	–	–	3,044	-	-
Energy Efficiency Class	Cooling			A++	–	–	A++	-	-
	Heating			A+	–	–	A+	-	-
Sound Pressure Level (High)	Cooling		dB(A)	55	57	57	55	57	57
	Heating			55	57	59	55	57	59
Sound Power Level (High)	Cooling			70	71	73	70	71	73
	Heating			70	71	73	70	71	73
Airflow Rate	Cooling/Heating		m^3/h	3,750/3,750	4,450/4,450	4,450/4,450	3,750/3,750	4,450/4,450	4,450/4,450
Net Dimensions H × W × D			mm	788 × 940 × 320	998 × 940 × 320	998 × 940 × 320	788 × 940 × 320	998 × 940 × 320	998 × 940 × 320
Weight			kg (lbs)	52 (115)	67 (148)	67 (148)	53 (117)	67 (148)	67 (148)
Connection Pipe Diameter (Liquid/Gas)			mm	9.52/15.88	9.52/15.88	9.52/15.88	9.52/15.88	9.52/15.88	9.52/15.88
Max. Pipe Length (Pre-Charge)			m	50 (30)	50 (30)	50 (30)	50 (30)	50 (30)	50 (30)
Max. Height Difference				30	30	30	30	30	30
Operating Range	Cooling		°CDB	-15 to 46	-15 to 46	-15 to 46	-15 to 46	-15 to 46	-15 to 46
	Heating			-15 to 24	-15 to 24	-15 to 24	-15 to 24	-15 to 24	-15 to 24
Refrigerant	Type (Global Warming Potential)			R32 (675)	R32 (675)	R32 (675)	R32 (675)	R32 (675)	R32 (675)
	Charge		kg (CO2eq-T)	1.90 (1.283)	2.70 (1.823)	2.70 (1.823)	1.90 (1.283)	2.70 (1.823)	2.70 (1.823)
Separation tube				UTP-SX236A (Twin)	UTP-SX236A (Twin)	UTP-SX236A (Twin) UTP-SX354A (Triple)	UTP-SX236A (Twin)	UTP-SX236A (Twin)	UTP-SX236A (Twin) UTP-SX354A (Triple)

- Indoor units of different types and capacity cannot be connected.
- The above specifications apply when used with a cassette type indoor unit.

Dimensions

(Unit: mm)

AOHG36KBTB/AOHG36KRTA

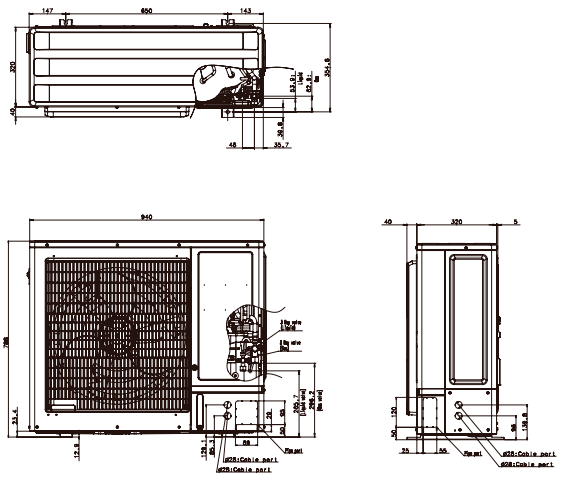

AOHG45KBTB/AOHG54KBTB
AOHG45KRTA/AOHG54KRTA

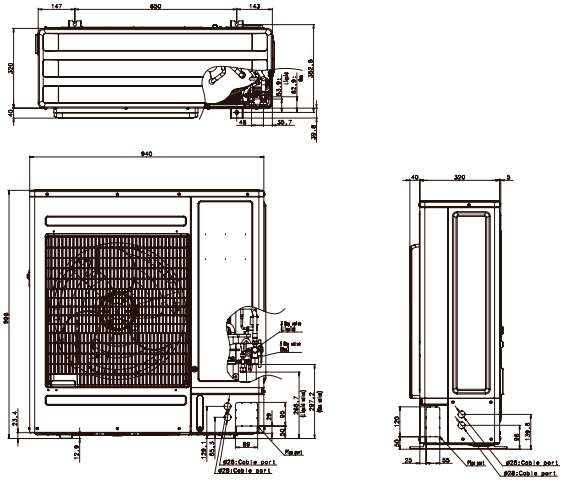

Simultaneous Multi-split Type

Twin/Triple/Double Twin

REFRIGERANT R410A



ALL DC

Meets a variety of installation needs from an open-plan office to a retail store, with up to 4 indoor units connected to an outdoor unit.

Select indoor units according to floor layout and heat load estimated by the number of people working in the room and the direction and intensity of sunlight entering the room. Perfect airflow distribution can be achieved for optimum comfort.

Installation according to floor layout



Installation according to lighting conditions

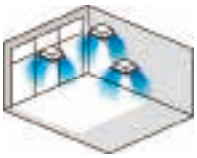

Installation according to layout and lighting conditions

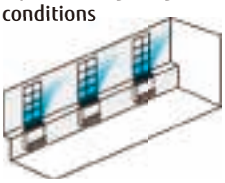

Installation according to large space

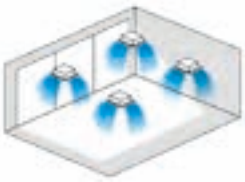

Simultaneous control

Up to 16 indoor units can be controlled simultaneously with a wired remote controller.

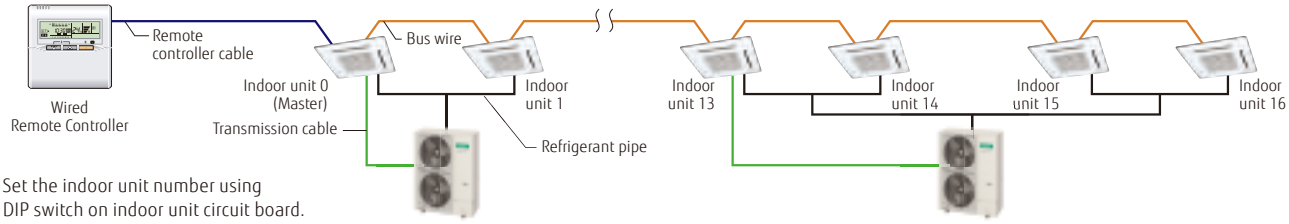

Set the indoor unit number using DIP switch on indoor unit circuit board.

*The following functions are not provided by a wireless remote controller: Timer operation, Sleep Timer operation, 10℃ Heat operation

Indoor unit lineup

The indoor units, available in 18 models of 6 types, can be selected according to room size and conditions.



Compact Cassette



Cassette



Slim Duct



Duct



Floor/Ceiling Universal



Ceiling

REFRIGERANT R410A

Model: AOHG72LRLA [3-phase]/AOHG90LRLA [3-phase]



Specifications (Indoor units/Outdoor units)

Indoor Units Model name				Compact Cassette, Cassette					
				AUHG18LVLB	AUHG22LVLA	AUHG24LVLA	AUHG30LRLE	AUHG36LRLE	AUHG45LRLA
Power Source				Single phase, ~230 V, 50 Hz					
Airflow Rate	Cooling	H/M/L/Q	m^3/h	750/610/520/410	930/830/600/450	930/830/600/450	1,600/1,400/1,270/1,150	1,800/1,400/1,270/1,150	1,900/1,640/1,460/1,250
	Heating	H/M/L/Q	m^3/h	800/710/600/450	930/860/700/530	930/830/600/450	1,800/1,400/1,270/1,150	1,800/1,400/1,270/1,150	1,900/1,640/1,460/1,250
Net Dimensions H × W × D			mm	245 × 570 × 570	245 × 570 × 570	245 × 570 × 570	288 × 840 × 840	288 × 840 × 840	288 × 840 × 840
Weight			kg (lbs)	15 (33)	16 (35)	16 (35)	26 (57)	26 (57)	26 (57)
Cassette Grille				UTG-UFGD-W			UTG-UGGA-W		

Indoor Units Model name				Duct					
				ARHG18LLTB	ARHG22LMLA	ARHG24LMLA	ARHG30LMLE	ARHG36LMLE	ARHG45LMLA
Power Source				Single phase, ~230 V, 50 Hz					
Airflow Rate	Cooling	H/M/L/Q	m^3/h	940/880/820/750	1,100/910/750/580	1,100/910/750/580	1,900/1,620/1,270/980	1,900/1,620/1,270/980	2,100/1,750/1,350/1,070
	Heating	H/M/L/Q	m^3/h	940/880/820/750	1,100/910/750/580	1,100/910/750/580	2,100/1,620/1,270/980	2,100/1,620/1,270/980	2,100/1,750/1,350/1,070
Net Dimensions H × W × D			mm	198 × 900 × 620	270 × 1135 × 700	270 × 1135 × 700	270 × 1135 × 700	270 × 1135 × 700	270 × 1135 × 700
Weight			kg (lbs)	23 (51)	38 (84)	38 (84)	40 (88)	40 (88)	40 (88)

Indoor Units Model name				Floor/Ceiling, Ceiling					
				ABHG18LVTB	ABHG22LVTA	ABHG24LVTA	ABHG30LRTE	ABHG36LRTE	ABHG45LRTA
Power Source				Single phase, ~230 V, 50 Hz					
Airflow Rate	Cooling	H/M/L/Q	m^3/h	780/700/560/500	980/820/680/540	980/820/680/540	1,660/1,500/1,200/1,000	1,900/1,500/1,200/1,000	2,100/1,700/1,400/1,100
	Heating	H/M/L/Q	m^3/h	780/700/560/500	980/820/680/540	980/820/680/540	1,660/1,500/1,200/1,000	1,900/1,500/1,200/1,000	2,100/1,700/1,400/1,100
Net Dimensions H × W × D			mm	199 × 990 × 655	199 × 990 × 655	199 × 990 × 655	240 × 1660 × 700	240 × 1660 × 700	240 × 1660 × 700
Weight			kg (lbs)	27 (60)	27 (60)	27 (60)	46 (101)	46 (101)	46 (101)

Outdoor Units Model name			AOHG72LRLA	AOHG90LRLA
Capacity	Cooling	kW	19.0	22.0
	Heating	kW	22.4	27.0
Power Source			3-phase, ~400 V, 50 Hz	
Sound Pressure Level (High)	Cooling/Heating	dB(A)	55/55	55/57
Airflow Rate	Cooling/Heating	m^3/h	8,400/8,400	8,400/9,000
Net Dimensions H × W × D		mm	1,428 × 1,080 × 480	1,428 × 1,080 × 480
Weight		kg (lbs)	163 (359)	172 (379)
Connection Pipe Diameter (Liquid/Gas)		mm	12.7/25.4	12.7/25.4
Max. Pipe Length (Pre-Charge)		m	100 (30)	100 (30)
Max. Height Difference		m	30	30
Operating Range	Cooling	°CDB	–15 to 46	–15 to 46
	Heating	°CDB	–20 to 24	–20 to 24
Refrigerant	Type (Global Warming Potential)		R410A (2,088)	R410A (2,088)
	Charge	kg (CO2eq-T)	5.6 (11.693)	7.1 (14.825)
Separation tube			UTP-SX272A × 1 (Twin) / UTP-SX372A × 1 (Triple) / UTP-SX272A × 1 UTP-236A × 2 (Double Twin)	UTP-SX272A × 1 (Twin) / UTP-SX372A × 1 (Triple) / UTP-SX272A × 1 UTP-SX254A × 2 (Double Twin)

*: That specification is not fixed yet.

- Indoor units of different types and capacity cannot be connected.
- The above specifications apply when used with a cassette type indoor unit.

Dimensions

(Unit: mm)

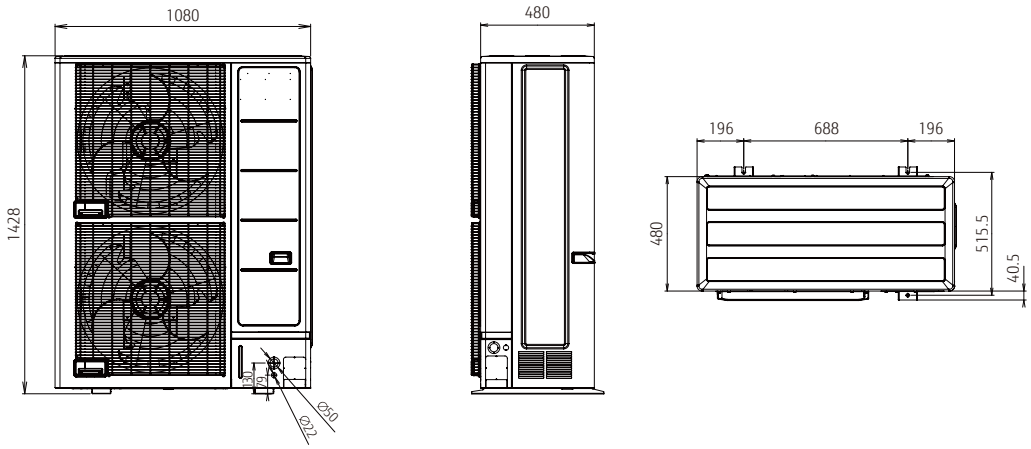

2-unit to 5-unit Multi-split Indoor Units Specifications

Wall-mounted type

NEW



Model name	Indoor unit			ASHG07KGTE	ASHG09KGTE	ASHG12KGTE	ASHG14KGTE
kW Class			kW	2.0	2.5	3.5	4.0
Power Source				Single phase, ~230 V, 50 Hz			
Sound Pressure Level	Cooling	H/M/L/Q	dB(A)	38/33/29/21	40/34/29/21	40/35/30/21	43/36/30/21
	Heating			41/35/31/22	42/36/31/22	42/38/33/22	44/39/33/24
Sound Power Level	Cooling	H	dB(A)	54	55	56	57
	Heating			56	57	58	59
Airflow Rate	Cooling	H/M/L/Q	m^3/h	650/540/430/270	700/560/430/270	700/560/430/270	770/600/450/280
	Heating			720/580/460/330	750/610/470/330	770/640/520/330	800/660/520/340
Net Dimensions			mm	270 × 834 × 215	270 × 834 × 215	270 × 834 × 215	270 × 834 × 215
Weight			kg (lbs)	10 (22)	10 (22)	10 (22)	10 (22)
Connection Pipe Diameter	Liquid/Gas		mm	6.35/9.52	6.35/9.52	6.35/9.52	6.35/9.52

Wall-mounted type

NEW



Model name	Indoor unit			ASHG07KETE ASHG07KETE-B	ASHG09KETE ASHG09KETE-B	ASHG12KETE ASHG12KETE-B	ASHG14KETE ASHG14KETE-B
kW Class			kW	2.0	2.5	3.5	4.0
Power Source				Single phase, ~230 V, 50 Hz			
Sound Pressure Level	Cooling	H/M/L/Q	dB(A)	38/33/29/21	40/34/29/21	40/35/30/21	43/36/30/21
	Heating			41/35/31/22	42/36/31/22	42/38/33/22	44/39/33/24
Sound Power Level	Cooling	H	dB(A)	54	55	55	57
	Heating			56	57	58	59
Airflow Rate	Cooling	H/M/L/Q	m^3/h	650/540/430/270	700/560/430/270	700/560/430/270	770/600/450/280
	Heating			720/580/460/330	750/610/470/330	770/640/520/330	800/660/520/340
Net Dimensions			mm	295 × 950 (wall side: 840) × 230	295 × 950 (wall side: 840) × 230	295 × 950 (wall side: 840) × 230	295 × 950 (wall side: 840) × 230
Weight			kg (lbs)	11(24)	11 (24)	11 (24)	11.5 (25)
Connection Pipe Diameter	Liquid/Gas		mm	6.35/9.52	6.35/9.52	6.35/9.52	6.35/9.52

Wall-mounted type

NEW



Model name	Indoor unit			ASHG07KMCE	ASHG09KMCE	ASHG12KMCE	ASHG14KMCE
kW Class			kW	2.0	2.5	3.5	4.0
Power Source				Single phase, ~230 V, 50 Hz			
Sound Pressure Level	Cooling	H/M/L/Q	dB(A)	38/33/29/21	40/34/29/21	40/35/30/21	43/36/30/21
	Heating			41/35/31/22	42/36/31/22	42/38/33/22	44/39/33/24
Sound Power Level	Cooling	H	dB(A)	54	55	55	57
	Heating			56	57	58	59
Airflow Rate	Cooling	H/M/L/Q	m^3/h	650/540/430/320	700/560/430/320	700/560/430/320	770/600/450/310
	Heating			720/580/460/330	750/610/470/330	780/640/520/330	820/660/520/340
Net Dimensions			mm	270 × 834 × 215	270 × 834 × 215	270 × 834 × 215	270 × 834 × 215
Weight			kg (lbs)	10 (22)	10 (22)	10 (22)	10 (22)
Connection Pipe Diameter	Liquid/Gas		mm	6.35/9.52	6.35/9.52	6.35/9.52	6.35/9.52

Wall-mounted type

NEW



Model name	Indoor unit			ASHG18KMTE	ASHG22KMTE	ASHG24KMTE
kW Class			kW	5.0	6.0	7.0
Power Source				Single phase, ~230 V, 50 Hz		
Sound Pressure Level	Cooling	H/M/L/Q	dB(A)	45/40/35/29	48/40/35/29	49/40/35/29
	Heating			46/40/35/29	48/40/35/29	49/40/35/29
Sound Power Level	Cooling	H	dB(A)	60	62	65
	Heating			61	62	65
Airflow Rate	Cooling	H/M/L/Q	m^3/h	980/810/640/510	1,060/810/640/510	1,170/850/640/510
	Heating			1,020/850/640/510	1,060/850/640/510	1,170/850/640/510
Net Dimensions			mm	280 × 980 × 240	280 × 980 × 240	280 × 980 × 240
Weight			kg (lbs)	12.5 (27)	12.5 (27)	12.5 (27)
Connection Pipe Diameter	Liquid/Gas		mm	6.35/12.70	6.35/12.70	6.35/12.70

Floor



Model name	Indoor unit			AGHG09KVCA	AGHG12KVCA	AGHG14KVCA
kW Class			kW	2.5	3.5	4.0
Power Source				Single phase, ~230 V, 50 Hz		
Sound Pressure Level	Cooling	H/M/L/Q	dB(A)	39/34/28/22	42/36/30/22	44/38/31/22
	Heating			39/35/30/22	42/38/32/22	44/39/33/22
Sound Power Level	Cooling	H	dB(A)	52	55	56
	Heating			52	55	56
Airflow Rate	Cooling	H/M/L/Q	m^3/h	530/440/360/270	600/490/380/270	650/520/400/270
	Heating			530/460/380/270	600/510/410/270	650/540/430/270
Net Dimensions			mm	600 × 740 × 200	600 × 740 × 200	600 × 740 × 200
Weight			kg (lbs)	14 (31)	14 (31)	14 (31)
Connection Pipe Diameter	Liquid/Gas		mm	6.35/9.52	6.35/9.52	6.35/9.52

Ceiling



Model name	Indoor unit			ABHG18KRTA	ABHG22KRTA
kW Class			kW	5.0	6.0
Power Source				Single phase, ~230 V, 50 Hz	
Sound Pressure Level	Cooling	H/M/L/Q	dB(A)	38/36/33/31	42/37/34/31
	Heating			38/36/33/31	42/37/34/31
Sound Power Level	Cooling	H	dB(A)	53	57
	Heating			53	57
Airflow Rate	Cooling	H/M/L/Q	m^3/h	840/790/710/650	900/790/710/650
	Heating			840/790/710/650	900/790/710/650
Net Dimensions			mm	235 × 1,080 × 705	235 × 1,080 × 705
Weight			kg (lbs)	24(52)	24(52)
Connection Pipe Diameter	Liquid/Gas		mm	6.35/12.70	6.35/12.70

Compact Cassette Grid Type



Model name	Indoor unit			AUXG07KVLA	AUXG09KVLA	AUXG12KVLA	AUXG14KVLA	AUXG18KVLA	AUXG22KVLA
kW Class			kW	2.0	2.5	3.5	4.0	5.0	6.0
Power Source				Single phase, ~230 V, 50 Hz					
Sound Pressure Level	Cooling	H/M/L/Q	dB(A)	33/31/29/27	33/31/29/27	37/34/31/28	38/35/32/29	38/35/32/29	44/42/36/30
	Heating			34/32/29/27	34/32/29/27	37/34/31/29	43/38/34/30	43/38/34/30	45/43/40/33
Sound Power Level	Cooling	H	dB(A)	46	46	49	50	50	56
	Heating			47	47	49	55	55	57
Airflow Rate	Cooling	H/M/L/Q	m^3/h	540/490/440/390	540/490/440/390	610/530/470/410	680/580/490/410	680/580/490/410	830/740/600/450
	Heating			540/490/440/390	540/490/440/390	610/530/470/410	790/680/580/450	790/680/580/450	860/760/700/530
Net Dimensions			mm	245 × 570 × 570	245 × 570 × 570	245 × 570 × 570	245 × 570 × 570	245 × 570 × 570	245 × 570 × 570
Weight			kg (lbs)	15 (33)	15 (33)	15 (33)	15 (33)	15 (33)	16 (35)
Panel				UTG-UFGF-W	UTG-UFGF-W	UTG-UFGF-W	UTG-UFGF-W	UTG-UFGF-W	UTG-UFGF-W
Connection Pipe Diameter	Liquid/Gas		mm	6.35/9.52	6.35/9.52	6.35/9.52	6.35/9.52	6.35/12.70	6.35/12.70

Mini duct



Model name	Indoor unit			ARXG07KSLAP	ARXG09KSLAP	ARXG12KSLAP	ARXG14KSLAP	ARXG18KSLAP
kW Class			kW	2.0	2.5	3.5	4.0	5.0
Power Source				Single phase, ~230 V, 50 Hz				
Sound Pressure Level	Cooling	H/M/L/Q	dB(A)	29/26/24/23	29/26/24/23	31/27/25/23	35/30/27/23	33/29/26/23
	Heating			29/26/24/23	29/26/24/23	31/27/25/23	35/30/27/23	33/29/26/23
Sound Power Level	Cooling	H	dB(A)	52	54	55	60	58
	Heating			53	56	57	62	59
Airflow Rate	Cooling	H/M/L/Q	m^3/h	550/440/390/360	600/450/400/360	650/490/430/360	800/640/530/360	940/750/540/480
	Heating			550/440/390/360	600/450/400/360	650/490/430/360	800/640/530/360	940/750/540/480
Net Dimensions			mm	198 × 700 × 450	198 × 700 × 450	198 × 700 × 450	198 × 700 × 450	198 × 900 × 450
Weight			kg (lbs)	15.5 (34)	15.5 (34)	15.5 (34)	15.5 (34)	18.5 (40)
Connection Pipe Diameter	Liquid/Gas		mm	6.35/9.52	6.35/9.52	6.35/9.52	6.35/9.52	6.35/12.70
External static pressure			Pa	0 to 30	0 to 30	0 to 30	0 to 50	0 to 50
Drain pump				Standard	Standard	Standard	Standard	Standard

Slim duct



Model name	Indoor unit			ARXG07KLLAP	ARXG09KLLAP	ARXG12KLLAP	ARXG14KLLAP	ARXG18KLLAP
kW Class			kW	2.0	2.5	3.5	4.0	5.0
Power Source				Single phase, ~230 V, 50 Hz				
Sound Pressure Level	Cooling	H/M/L/Q	dB(A)	28/26/25/24	28/27/26/25	29/28/27/26	32/30/28/26	32/30/29/27
	Heating			28/26/25/24	28/26/25/24	29/28/27/24	32/30/28/25	32/30/29/27
Sound Power Level	Cooling	H	dB(A)	57	57	58	60	58
	Heating			57	57	58	60	58
Airflow Rate	Cooling	H/M/L/Q	m^3/h	550/490/470/440	600/550/500/450	650/600/550/480	800/700/600/480	940/880/820/750
	Heating			550/490/470/440	600/550/500/450	650/600/550/480	800/700/600/480	940/880/820/750
Net Dimensions			mm	198 × 700 × 620	198 × 700 × 620	198 × 700 × 620	198 × 700 × 620	198 × 900 × 620
Weight			kg (lbs)	16 (35)	17 (37)	17 (37)	17 (37)	20 (44)
Connection Pipe Diameter	Liquid/Gas		mm	6.35/9.52	6.35/9.52	6.35/9.52	6.35/9.52	6.35/12.70
External static pressure			Pa	0 to 90	0 to 90	0 to 90	0 to 90	0 to 90
Drain pump				Standard	Standard	Standard	Standard	Standard

Medium Static Pressure Duct



Model name	Indoor unit			ARXG22KMLB
kW Class			kW	6.0
Power Source				Single phase, ~230 V, 50 Hz
Sound Pressure Level	Cooling	H/M/L/Q	dB(A)	31/29/27/25
	Heating			31/29/27/25
Sound Power Level	Cooling	H	dB(A)	60
	Heating			62
Airflow Rate	Cooling	H/M/L/Q	m^3/h	1,100/910/750/580
	Heating			1,100/910/750/580
Net Dimensions			mm	270 × 1,135 × 700
Weight			kg (lbs)	35 (77)
Connection Pipe Diameter	Liquid/Gas		mm	6.35/12.70
External static pressure			Pa	30 to 150
Drain pump				Standard

6-unit to 8-unit Multi-split Indoor Units Specifications

Compact wall-mounted



Model name	Indoor unit			ASHG07LUCA	ASHG09LUCA	ASHG12LUCA	ASHG14LUCA
kW Class			kW	2.0	2.5	3.5	4.0
Power Source				Single phase, ~230 V, 50 Hz			
Sound Pressure Level	Cooling	H/M/L/Q	dB(A)	35/30/28/21	36/32/28/21	37/34/31/21	41/36/33/25
	Heating			35/30/28/21	36/32/28/21	37/34/31/21	41/36/34/27
Sound Power Level	Cooling	H	dB(A)	53	54	55	59
	Heating			53	54	55	59
Airflow Rate	Cooling	H/M/L/Q	m^3/h	570/520/470/330	600/550/470/330	660/600/530/330	710/640/570/390
	Heating			570/520/470/330	600/550/470/330	660/600/530/330	710/640/590/430
Net Dimensions			mm	282 × 870 × 185	282 × 870 × 185	282 × 870 × 185	282 × 870 × 185
Weight			kg (lbs)	9.5 (21)	9.5 (21)	9.5 (21)	9.5 (21)
Connection Pipe Diameter		Liquid/Gas	mm	6.35/9.52	6.35/9.52	6.35/9.52	6.35/12.70

Wall-mounted type



Model name	Indoor unit			ASHG18LFCA	ASHG24LFCC
kW Class			kW	5.0	7.0
Power Source				Single phase, ~230 V, 50 Hz	
Sound Pressure Level	Cooling	H/M/L/Q	dB(A)	43/37/33/26	49/42/37/33
	Heating			42/37/33/25	48/42/37/33
Sound Power Level	Cooling	H	dB(A)	58	64
	Heating			58	64
Airflow Rate	Cooling	H/M/L/Q	m^3/h	900/740/620/550	1,120/900/740/620
	Heating			900/740/620/550	1,100/900/740/620
Net Dimensions			mm	320 × 998 × 238	320 × 998 × 238
Weight			kg (lbs)	14 (31)	14 (31)
Connection Pipe Diameter		Liquid/Gas	mm	6.35/12.70	6.35/15.88

Compact wall-mounted



Model name	Indoor unit			ASHG07LMCA	ASHG09LMCA	ASHG12LMCA	ASHG14LMCA
kW Class			kW	2.0	2.5	3.5	4.0
Power Source				Single phase, ~230 V, 50 Hz			
Sound Pressure Level	Cooling	H/M/L/Q	dB(A)	36/32/29/21	37/33/29/21	40/36/30/21	42/38/33/25
	Heating			36/32/29/22	37/33/29/22	40/36/31/22	42/38/35/27
Sound Power Level	Cooling	H	dB(A)	51	52	54	56
	Heating			51	52	55	57
Airflow Rate	Cooling	H/M/L/Q	m^3/h	560/500/430/310	600/520/430/310	660/560/450/310	730/600/530/360
	Heating			560/500/430/330	600/520/430/330	660/560/470/330	730/615/560/375
Net Dimensions			mm	268 × 840 × 203	268 × 840 × 203	268 × 840 × 203	268 × 840 × 203
Weight			kg (lbs)	8.5 (19)	8.5 (19)	8.5 (19)	8.5 (19)
Connection Pipe Diameter		Liquid/Gas	mm	6.35/9.52	6.35/9.52	6.35/9.52	6.35/12.70

Floor



Model name	Indoor unit			AGHG09LVCA	AGHG12LVCA	AGHG14LVCA
kW Class			kW	2.5	3.5	4.0
Power Source				Single phase, ~230 V, 50 Hz		
Sound Pressure Level	Cooling	H/M/L/Q	dB(A)	39/34/28/22	42/36/30/22	44/38/31/22
	Heating			39/35/30/22	42/38/32/22	44/39/33/22
Sound Power Level	Cooling	H	dB(A)	52	55	56
	Heating			52	55	56
Airflow Rate	Cooling	H/M/L/Q	m^3/h	530/440/360/270	600/490/380/270	650/520/400/270
	Heating			530/460/380/270	600/510/410/270	650/540/430/270
Net Dimensions			mm	600 × 740 × 200	600 × 740 × 200	600 × 740 × 200
Weight			kg (lbs)	14 (31)	14 (31)	14 (31)
Connection Pipe Diameter		Liquid/Gas	mm	6.35/9.52	6.35/9.52	6.35/12.70

Floor ceiling



Model name	Indoor unit			ABHG14LVTA	ABHG18LVTB
kW Class			kW	4.0	5.0
Power Source				Single phase, ~230 V, 50 Hz	
Sound Pressure Level	Cooling	H/M/L/Q	dB(A)	36/34/33/29 (Under ceiling) 39/37/36/32 (Floor console)	41/38/34/32 (Under ceiling) 44/41/37/35 (Floor console)
	Heating			36/34/33/29 (Under ceiling) 39/37/36/32 (Floor console)	41/38/34/32 (Under ceiling) 44/41/37/35 (Floor console)
Sound Power Level	Cooling	H	dB(A)	51	55
	Heating			51	55
Airflow Rate	Cooling	H/M/L/Q	m^3/h	640/590/540/480	780/700/560/500
	Heating			640/590/540/480	780/700/560/500
Net Dimensions			mm	199 × 990 × 655	199 × 990 × 655
Weight			kg (lbs)	27 (60)	27 (60)
Connection Pipe Diameter		Liquid/Gas	mm	6.35/12.70	6.35/12.70

Compact cassette



Model name	Indoor unit			AUHG07LVLA	AUHG09LVLA	AUHG12LVLB	AUHG14LVLB	AUHG18LVLB
kW Class			kW	2.0	2.5	3.5	4.0	5.0
Power Source				Single phase, ~230 V, 50 Hz				
Sound Pressure Level	Cooling	H/M/L/Q	dB(A)	33/31/29/27	33/31/29/27	37/33/31/28	40/35/32/29	42/37/33/29
	Heating			34/32/29/27	34/32/29/27	37/33/31/28	40/37/34/29	44/40/37/30
Sound Power Level	Cooling	H	dB(A)	46	46	49	52	54
	Heating			47	47	49	52	56
Airflow Rate	Cooling	H/M/L/Q	m^3/h	540/490/440/390	540/490/440/390	610/530/470/410	680/580/490/410	750/610/520/410
	Heating			540/490/440/390	540/490/440/390	610/530/470/410	700/620/550/430	800/710/600/450
Net Dimensions			mm	245 × 570 × 570	245 × 570 × 570	245 × 570 × 570	245 × 570 × 570	245 × 570 × 570
Weight			kg (lbs)	15 (33)	15 (33)	15 (33)	15 (33)	15 (33)
Panel				UTG-UFGD-W				
Connection Pipe Diameter		Liquid/Gas	mm	6.35/9.52	6.35/9.52	6.35/9.52	6.35/12.70	6.35/12.70

Mini duct



Model name	Indoor unit			ARHG07LSLAP	ARHG09LSLAP	ARHG12LSLAP	ARHG14LSLAP	ARHG18LSLAP
kW Class			kW	2.0	2.5	3.5	4.0	5.0
Power Source				Single phase, ~230 V, 50 Hz				
Sound Pressure Level	Cooling	H/M/L/Q	dB(A)	29/26/24/23	29/26/24/23	31/27/25/23	35/30/27/23	33/29/26/23
	Heating			29/26/24/23	29/26/24/23	31/27/25/23	35/30/27/23	33/29/26/23
Sound Power Level	Cooling	H	dB(A)	52	54	55	60	58
	Heating			53	56	57	62	59
Airflow Rate	Cooling	H/M/L/Q	m^3/h	550/440/390/360	600/450/400/360	650/490/430/360	800/640/530/360	940/750/540/480
	Heating			550/440/390/360	600/450/400/360	650/490/430/360	800/640/530/360	940/750/540/480
Net Dimensions			mm	198 × 700 × 450	198 × 700 × 450	198 × 700 × 450	198 × 700 × 450	198 × 900 × 450
Weight			kg (lbs)	15.5 (33)				18.5 (41)
Connection Pipe Diameter		Liquid/Gas	mm	6.35/9.52			6.35/12.70	
External static pressure			Pa	0 to 30			0 to 50	
Drain pump				Standard				

Slim duct



Model name	Indoor unit			ARHG07LLTA	ARHG09LLTA	ARHG12LLTB	ARHG14LLTB	ARHG18LLTB
kW Class			kW	2.0	2.5	3.5	4.0	5.0
Power Source				Single phase, ~230 V, 50 Hz				
Sound Pressure Level	Cooling	H/M/L/Q	dB(A)	28/26/25/24	28/27/26/25	29/28/27/26	32/30/28/26	32/31/30/29
	Heating			28/26/25/24	28/26/25/24	29/28/27/24	33/30/28/25	33/32/31/29
Sound Power Level	Cooling	H	dB(A)	57	57	58	60	58
	Heating			57	57	58	61	59
Airflow Rate	Cooling	H/M/L/Q	m^3/h	550/490/470/440	600/550/500/450	650/600/550/480	800/700/600/480	940/880/820/750
	Heating			550/490/470/440	600/550/500/450	650/600/550/480	800/700/600/480	940/880/820/750
Net Dimensions			mm	198 × 700 × 620	198 × 700 × 620	198 × 700 × 620	198 × 700 × 620	198 × 900 × 620
Weight			kg (lbs)	17 (37)	19 (42)	19 (42)	19 (42)	23 (51)
Connection Pipe Diameter		Liquid/Gas	mm	6.35/9.52	6.35/9.52	6.35/9.52	6.35/12.7	6.35/12.70
External static pressure			Pa	0 to 90				
Drain pump				Standard				

2-unit Multi-split Combination Table–Cooling/Heating

2-unit Multi-split cooling

AOHG14KBTA2	Combination of Indoor Units		Cooling Operation							
			Cooling Capacity			Input Power (Min. - Max.)	EER	Seasonal Data		
			Unit 1	Unit 2	Total Capacity (Min. - Max.)			Pdesign	SEER	Energy efficiency class
			kW	kW	kW	kW		kW		
2-unit connection	7	7	2.00	2.00	4.00 (1.4-4.6)	0.97 (0.25-1.20)	4.12	4.0	8.7	A+++
	7	9	1.75	2.25	4.00 (1.4-4.6)	0.97 (0.25-1.20)	4.12	4.0	8.7	A+++
	7	12	1.47	2.53	4.00 (1.4-4.6)	0.97 (0.25-1.20)	4.12	4.0	8.7	A+++
	9	9	2.00	2.00	4.00 (1.4-4.6)	0.97 (0.25-1.20)	4.12	4.0	8.7	A+++
	9	12	1.71	2.29	4.00 (1.4-4.6)	0.97 (0.25-1.20)	4.12	4.0	8.7	A+++

Notes: •7: 7000 Btu/h/9: 9000 Btu/h/12: 12000 Btu/h models
•The above specifications apply when connected with a wall-mounted [KG] unit.
•2 or more indoor units should be connected.
•Cooling capacity is determined based on 27°CDB/19°CWB (indoor temperature) and 35°CDB (outdoor temperature).
•Pipe Length: 5 m, Height difference: 0 m (Outdoor unit to Indoor unit)
•Total capacity of indoor units connected must be between 4.0 kW and 6.0 kW.

AOHG18KBTA2	Combination of Indoor Units		Cooling Operation							
			Cooling Capacity			Input Power (Min. - Max.)	EER	Seasonal Data		
			Unit 1	Unit 2	Total Capacity (Min. - Max.)			Pdesign	SEER	Energy efficiency class
			kW	kW	kW	kW		kW		
2-unit connection	7	7	2.00	2.00	4.00 (1.7-5.0)	0.92 (0.25-1.23)	4.35	4.0	8.8	A+++
	7	9	2.00	2.50	4.50 (1.7-5.7)	1.07 (0.25-1.45)	4.22	4.5	8.7	A+++
	7	12	1.84	3.16	5.00 (1.7-5.8)	1.24 (0.25-1.55)	4.03	5.0	8.6	A+++
	7	14	1.67	3.33	5.00 (1.7-5.8)	1.24 (0.25-1.55)	4.03	5.0	8.6	A+++
	9	9	2.50	2.50	5.00 (1.7-5.8)	1.24 (0.25-1.55)	4.03	5.0	8.6	A+++
	9	12	2.14	2.86	5.00 (1.7-5.8)	1.24 (0.25-1.55)	4.03	5.0	8.6	A+++
	9	14	1.96	3.04	5.00 (1.7-5.8)	1.24 (0.25 - 1.55)	4.03	5.0	8.6	A+++
	12	12	2.50	2.50	5.00 (1.7-5.8)	1.24 (0.25-1.55)	4.03	5.0	8.6	A+++
	12	14	2.31	2.69	5.00 (1.7-5.8)	1.24 (0.25-1.55)	4.03	5.0	8.6	A+++

Notes: •7: 7000 Btu/h/9:9000 Btu/h/12: 12000 Btu/h/14: 14000 Btu/h models
•The above specifications apply when connected with a wall-mounted [KG] unit.
•2 or more indoor units should be connected.
•Cooling capacity is determined based on 27°CDB/19°CWB (indoor temperature) and 35°CDB (outdoor temperature).
•Pipe Length: 5 m, Height difference: 0 m (Outdoor unit to Indoor unit)
•Total capacity of indoor units connected must be between 4.0 kW and 7.5 kW.

2-unit Multi-split heating

AOHG14KBTA2	Combination of Indoor Units		Heating Operation							
			Heating Capacity			Input Power (Min. - Max.)	COP	Seasonal Data		
			Unit 1	Unit 2	Total Capacity (Min. - Max.)			Pdesign	SCOP	Energy efficiency class
			kW	kW	kW	kW		kW		
2-unit connection	7	7	2.20	2.20	4.40 (1.1-5.5)	0.95 (0.25-1.65)	4.63	3.5	4.7	A++
	7	9	1.92	2.48	4.40 (1.1-5.5)	0.95 (0.25-1.65)	4.63	3.5	4.7	A++
	7	12	1.62	2.78	4.40 (1.1-5.5)	0.95 (0.25-1.65)	4.63	3.5	4.7	A++
	9	9	2.20	2.20	4.40 (1.1-5.5)	0.95 (0.25-1.65)	4.63	3.5	4.7	A++
	9	12	1.89	2.51	4.40 (1.1-5.5)	0.95 (0.25-1.65)	4.63	3.5	4.7	A++

Notes: •7: 7000 Btu/h/9: 9000 Btu/h/12: 12000 Btu/h models
•The above specifications apply when connected with a wall-mounted [KG] unit.
•2 or more indoor units should be connected.
•Heating capacity is determined based on 20°CDB (indoor temperature) and 7°CDB/6°CWB (outdoor temperature).
•Pipe Length: 5 m, Height difference: 0 m (Outdoor unit to Indoor unit)
•Total capacity of indoor units connected must be between 4.0 kW and 6.0 kW.

AOHG18KBTA2	Combination of Indoor Units		Heating Operation							
			Heating Capacity			Input Power (Min. - Max.)	COP	Seasonal Data		
			Unit 1	Unit 2	Total Capacity (Min. - Max.)			Pdesign	SCOP	Energy efficiency class
			kW	kW	kW	kW		kW		
2-unit connection	7	7	2.40	2.40	4.80 (1.7-5.6)	0.99 (0.25-1.35)	4.85	3.8	4.7	A++
	7	9	2.40	3.00	5.40 (1.7-6.4)	1.15 (0.25-1.60)	4.70	4.0	4.7	A++
	7	12	2.06	3.54	5.60 (1.7-7.0)	1.22 (0.25-1.80)	4.59	4.2	4.7	A++
	7	14	1.87	3.73	5.60 (1.7-7.0)	1.22 (0.25-1.80)	4.59	4.2	4.7	A++
	9	9	2.80	2.80	5.60 (1.7-7.0)	1.22 (0.25-1.80)	4.59	4.2	4.7	A++
	9	12	2.40	3.20	5.60 (1.7-7.0)	1.22 (0.25-1.80)	4.59	4.2	4.7	A++
	9	14	2.19	3.41	5.60 (1.7-7.0)	1.22 (0.25-1.80)	4.59	4.2	4.7	A++
	12	12	2.80	2.80	5.60 (1.7-7.0)	1.22 (0.25-1.80)	4.59	4.2	4.7	A++
	12	14	2.58	3.02	5.60 (1.7-7.0)	1.22 (0.25-1.80)	4.59	4.2	4.7	A++

Notes: •7: 7000 Btu/h/9:9000 Btu/h/12: 12000 Btu/h/14: 14000 Btu/h models
•The above specifications apply when connected with a wall-mounted [KG] unit.
•2 or more indoor units should be connected.
•Heating capacity is determined based on 20°CDB (indoor temperature) and 7°CDB/6°CWB (outdoor temperature).
•Pipe Length: 5 m, Height difference: 0 m (Outdoor unit to Indoor unit)
•Total capacity of indoor units connected must be between 4.0 kW and 7.5 kW.

3-unit Multi-split Combination Table–Cooling/Heating

3-unit Multi-split cooling

AOHG18KBTA3	Combination of Indoor Units			Cooling Operation								
				Cooling Capacity				Input Power (Min. - Max.)	EER	Seasonal Data		
				Unit 1	Unit 2	Unit 3	Total Capacity (Min. - Max.)			Pdesign	SEER	Energy efficiency
				kW	kW	kW	kW	kW		kW		
2-unit connection	7	7	-	2.00	2.00	-	4.00 (1.8-5.0)	0.86 (0.35-1.35)	4.65	4.0	8.3	A++
	7	9	-	2.00	2.50	-	4.50 (1.8-5.7)	1.03 (0.35-1.54)	4.36	4.5	8.2	A++
	7	12	-	1.99	3.41	-	5.40 (1.8-6.8)	1.41 (0.35-1.85)	3.83	5.4	8.0	A++
	7	14	-	1.80	3.60	-	5.40 (1.8-7.0)	1.41 (0.35-1.90)	3.83	5.4	8.0	A++
	9	9	-	2.50	2.50	-	5.00 (1.8-6.4)	1.23 (0.35-1.74)	4.06	5.0	8.1	A++
	9	12	-	2.31	3.09	-	5.40 (1.8-7.0)	1.41 (0.35-1.90)	3.83	5.4	8.0	A++
	9	14	-	2.11	3.29	-	5.40 (1.8-7.0)	1.41 (0.35-1.90)	3.83	5.4	8.0	A++
	12	12	-	2.70	2.70	-	5.40 (1.8-7.0)	1.41 (0.35-1.90)	3.83	5.4	8.0	A++
	12	14	-	2.49	2.91	-	5.40 (1.8-7.0)	1.41 (0.35-1.90)	3.83	5.4	8.0	A++
	14	14	-	2.70	2.70	-	5.40 (1.8-7.0)	1.41 (0.35-1.90)	3.83	5.4	8.0	A++
3-unit connection	7	7	7	1.80	1.80	1.80	5.40 (1.8-7.0)	1.13 (0.35-1.90)	4.78	5.4	8.6	A+++
	7	7	9	1.64	1.64	2.12	5.40 (1.8-7.0)	1.13 (0.35-1.90)	4.78	5.4	8.6	A+++
	7	7	12	1.45	1.45	2.50	5.40 (1.8-7.0)	1.13 (0.35-1.90)	4.78	5.4	8.6	A+++
	7	7	14	1.35	1.35	2.70	5.40 (1.8-7.0)	1.13 (0.35-1.90)	4.78	5.4	8.6	A+++
	7	9	9	1.52	1.94	1.94	5.40 (1.8-7.0)	1.13 (0.35-1.90)	4.78	5.4	8.6	A+++
	7	9	12	1.35	1.74	2.31	5.40 (1.8-7.0)	1.13 (0.35-1.90)	4.78	5.4	8.6	A+++
	7	9	14	1.26	1.62	2.52	5.40 (1.8-7.0)	1.13 (0.35-1.90)	4.78	5.4	8.6	A+++
	9	9	9	1.80	1.80	1.80	5.40 (1.8-7.0)	1.13 (0.35-1.90)	4.78	5.4	8.6	A+++
	9	9	12	1.62	1.62	2.16	5.40 (1.8-7.0)	1.13 (0.35-1.90)	4.78	5.4	8.6	A+++

AOHG24KBTA3	Combination of Indoor Units			Cooling Operation								
				Cooling Capacity				Input Power (Min. - Max.)	EER	Seasonal Data		
				Unit 1	Unit 2	Unit 3	Total Capacity (Min. - Max.)			Pdesign	SEER	Energy efficiency
				kW	kW	kW	kW	kW		kW		
2-unit connection	7	7	-	2.00	2.00	-	4.00 (1.8-5.0)	0.86 (0.35-1.35)	4.65	4.0	8.3	A++
	7	9	-	2.00	2.50	-	4.50 (1.8-5.7)	1.03 (0.35-1.54)	4.36	4.5	8.2	A++
	7	12	-	2.00	3.50	-	5.50 (1.8-6.8)	1.46 (0.35-1.85)	3.77	5.5	8.0	A++
	7	14	-	2.00	4.00	-	6.00 (1.8-7.5)	1.73 (0.35-2.20)	3.48	6.0	7.6	A++
	7	18	-	1.90	4.90	-	6.80 (1.8-8.5)	2.26 (0.35-2.65)	3.01	6.8	6.9	A++
	9	9	-	2.50	2.50	-	5.00 (1.8-6.4)	1.23 (0.35-1.74)	4.06	5.0	8.1	A++
	9	12	-	2.50	3.50	-	6.00 (1.8-7.5)	1.73 (0.35-2.20)	3.48	6.0	7.6	A++
	9	14	-	2.50	4.00	-	6.50 (1.8-8.2)	2.04 (0.35-2.46)	3.19	6.5	7.2	A++
	9	18	-	2.27	4.53	-	6.80 (1.8-8.5)	2.26 (0.35-2.65)	3.01	6.8	6.9	A++
	12	12	-	3.40	3.40	-	6.80 (1.8-8.5)	2.26 (0.35-2.65)	3.01	6.8	6.9	A++
	12	14	-	3.14	3.66	-	6.80 (1.8-8.5)	2.26 (0.35-2.65)	3.01	6.8	6.9	A++
	12	18	-	2.72	4.08	-	6.80 (1.8-8.5)	2.26 (0.35-2.65)	3.01	6.8	6.9	A++
	14	14	-	3.40	3.40	-	6.80 (1.8-8.5)	2.26 (0.35-2.65)	3.01	6.8	6.9	A++
	14	18	-	2.98	3.82	-	6.80 (1.8-8.5)	2.26 (0.35-2.65)	3.01	6.8	6.9	A++
3-unit connection	7	7	7	2.00	2.00	2.00	6.00 (1.8-7.5)	1.37 (0.35-2.20)	4.37	6.0	8.6	A+++
	7	7	9	2.00	2.00	2.50	6.50 (1.8-8.2)	1.59 (0.35-2.46)	4.08	6.5	8.5	A+++
	7	7	12	1.83	1.83	3.14	6.80 (1.8-8.5)	1.74 (0.35-2.65)	3.90	6.8	8.5	A+++
	7	7	14	1.70	1.70	3.40	6.80 (1.8-8.5)	1.74 (0.35-2.65)	3.90	6.8	8.5	A+++
	7	7	18	1.49	1.49	3.82	6.80 (1.8-8.5)	1.74 (0.35-2.65)	3.90	6.8	8.5	A+++
	7	9	9	1.90	2.45	2.45	6.80 (1.8-8.5)	1.74 (0.35-2.65)	3.90	6.8	8.5	A+++
	7	9	12	1.70	2.19	2.91	6.80 (1.8-8.5)	1.74 (0.35-2.65)	3.90	6.8	8.5	A+++
	7	9	14	1.59	2.04	3.17	6.80 (1.8-8.5)	1.74 (0.35-2.65)	3.90	6.8	8.5	A+++
	7	9	18	1.40	1.80	3.60	6.80 (1.8-8.5)	1.74 (0.35-2.65)	3.90	6.8	8.5	A+++
	7	12	12	1.54	2.63	2.63	6.80 (1.8-8.5)	1.74 (0.35-2.65)	3.90	6.8	8.5	A+++
	7	12	14	1.44	2.47	2.89	6.80 (1.8-8.5)	1.74 (0.35-2.65)	3.90	6.8	8.5	A+++
	7	14	14	1.36	2.72	2.72	6.80 (1.8-8.5)	1.74 (0.35-2.65)	3.90	6.8	8.5	A+++
	9	9	[9]	2.27	2.27	2.27	6.80 (1.8-8.5)	1.74 (0.35-2.65)	3.90	6.8	8.5	A+++
	9	9	12	2.04	2.04	2.72	6.80 (1.8-8.5)	1.74 (0.35-2.65)	3.90	6.8	8.5	A+++
	9	9	14	1.91	1.91	2.98	6.80 (1.8-8.5)	1.74 (0.35-2.65)	3.90	6.8	8.5	A+++
	9	9	18	1.70	1.70	3.40	6.80 (1.8-8.5)	1.74 (0.35-2.65)	3.90	6.8	8.5	A+++
	9	12	12	1.86	2.47	2.47	6.80 (1.8-8.5)	1.74 (0.35-2.65)	3.90	6.8	8.5	A+++
	9	12	14	1.75	2.33	2.72	6.80 (1.8-8.5)	1.74 (0.35-2.65)	3.90	6.8	8.5	A+++
	12	12	12	2.27	2.27	2.27	6.80 (1.8-8.5)	1.74 (0.35-2.65)	3.90	6.8	8.5	A+++

Notes: •7: 7000 Btu/h/9: 9000 Btu/h/12: 12000 Btu/h/14: 14000 Btu/h/18: 18000 Btu/h models
•The above specifications apply when connected with a wall-mounted unit.
•2 or more indoor units should be connected.
•Cooling capacity is determined based on 27°CDB/19°CWB (indoor temperature) and 35°CDB (outdoor temperature).
•Pipe Length: 5 m, Height difference: 0 m (Outdoor unit to Indoor unit)
•Total capacity of indoor units connected must be between 4.0 kW and 10.5 kW.

3-unit Multi-split heating

AOHG18KBTA3	Combination of Indoor Units			Heating Operation								
				Heating Capacity				Input Power (Min. - Max.)	COP	Seasonal Data		
				Unit 1	Unit 2	Unit 3	Total Capacity (Min. - Max.)			Pdesign	SCOP	Energy efficiency
				kW	kW	kW	kW	kW		kW		
2-unit connection	7	7	-	2.40	2.40	-	4.80 (2.0-5.6)	1.00 (0.25-1.30)	4.80	4.0	4.2	A+
	7	9	-	2.40	3.00	-	5.40 (2.0-6.4)	1.21 (0.25-1.48)	4.45	4.0	4.2	A+
	7	12	-	2.40	4.20	-	6.60 (2.0-7.6)	1.66 (0.25-1.76)	3.98	5.0	4.0	A+
	7	14	-	2.27	4.53	-	6.80 (2.0-8.0)	1.77 (0.25-1.85)	3.84	5.0	4.0	A+
	9	9	-	3.00	3.00	-	6.00 (2.0-7.2)	1.44 (0.25-1.67)	4.17	4.5	4.1	A+
	9	12	-	2.91	3.89	-	6.80 (2.0-8.0)	1.77 (0.25-1.85)	3.84	5.0	4.0	A+
	9	14	-	2.66	4.14	-	6.80 (2.0-8.0)	1.77 (0.25-1.85)	3.84	5.0	4.0	A+
	12	12	-	3.40	3.40	-	6.80 (2.0-8.0)	1.77 (0.25-1.85)	3.84	5.0	4.0	A+
	12	14	-	3.14	3.66	-	6.80 (2.0-8.0)	1.77 (0.25-1.85)	3.84	5.0	4.0	A+
	14	14	-	3.40	3.40	-	6.80 (2.0-8.0)	1.77 (0.25-1.85)	3.84	5.0	4.0	A+
3-unit connection	7	7	7	2.27	2.27	2.27	6.80 (2.0-8.0)	1.39 (0.25-1.85)	4.89	5.0	4.7	A++
	7	7	9	2.07	2.07	2.66	6.80 (2.0-8.0)	1.39 (0.25-1.85)	4.89	5.0	4.7	A++
	7	7	12	1.83	1.83	3.14	6.80 (2.0-8.0)	1.39 (0.25-1.85)	4.89	5.0	4.7	A++
	7	7	14	1.70	1.70	3.40	6.80 (2.0-8.0)	1.39 (0.25-1.85)	4.89	5.0	4.7	A++
	7	9	9	1.90	2.45	2.45	6.80 (2.0-8.0)	1.39 (0.25-1.85)	4.89	5.0	4.7	A++
	7	9	12	1.70	2.19	2.91	6.80 (2.0-8.0)	1.39 (0.25-1.85)	4.89	5.0	4.7	A++
	7	9	14	1.59	2.04	3.17	6.80 (2.0-8.0)	1.39 (0.25-1.85)	4.89	5.0	4.7	A++
	9	9	9	2.27	2.27	2.27	6.80 (2.0-8.0)	1.39 (0.25-1.85)	4.89	5.0	4.7	A++
	9	9	12	2.04	2.04	2.72	6.80 (2.0-8.0)	1.39 (0.25-1.85)	4.89	5.0	4.7	A++

AOHG24KBTA3	Combination of Indoor Units			Heating Operation								
				Heating Capacity				Input Power (Min. - Max.)	COP	Seasonal Data		
				Unit 1	Unit 2	Unit 3	Total Capacity (Min. - Max.)			Pdesign	SCOP	Energy efficiency
				kW	kW	kW	kW	kW		kW		
2-unit connection	7	7	-	2.40	2.40	-	4.80 (2.0-5.6)	1.00 (0.25-1.30)	4.80	4.0	4.2	A+
	7	9	-	2.40	3.00	-	5.40 (2.0-6.4)	1.21 (0.25-1.48)	4.45	4.0	4.2	A+
	7	12	-	2.40	4.20	-	6.60 (2.0-7.6)	1.66 (0.25-1.76)	3.98	5.0	4.0	A+
	7	14	-	2.40	4.80	-	7.20 (2.0-8.4)	1.86 (0.25-2.07)	3.87	5.4	4.0	A+
	7	18	-	2.16	5.54	-	7.70 (2.0-9.2)	2.01 (0.25-2.35)	3.83	5.8	4.0	A+
	9	9	-	3.00	3.00	-	6.00 (2.0-7.2)	1.44 (0.25-1.67)	4.17	4.5	4.1	A+
	9	12	-	3.00	4.20	-	7.20 (2.0-8.4)	1.86 (0.25-2.07)	3.87	5.4	4.0	A+
	9	14	-	2.96	4.74	-	7.70 (2.0-9.2)	2.01 (0.25-2.35)	3.83	5.8	4.0	A+
	9	18	-	2.57	5.13	-	7.70 (2.0-9.2)	2.01 (0.25-2.35)	3.83	5.8	4.0	A+
	12	12	-	3.85	3.85	-	7.70 (2.0-9.2)	2.01 (0.25-2.35)	3.83	5.8	4.0	A+
	12	14	-	3.55	4.15	-	7.70 (2.0-9.2)	2.01 (0.25-2.35)	3.83	5.8	4.0	A+
	12	18	-	3.08	4.62	-	7.70 (2.0-9.2)	2.01 (0.25-2.35)	3.83	5.8	4.0	A+
	14	14	-	3.85	3.85	-	7.70 (2.0-9.2)	2.01 (0.25-2.35)	3.83	5.8	4.0	A+
	14	18	-	3.37	4.33	-	7.70 (2.0-9.2)	2.01 (0.25-2.35)	3.83	5.8	4.0	A+
3-unit connection	7	7	7	2.40	2.40	2.40	7.20 (2.0-8.4)	1.61 (0.25-2.07)	4.48	5.4	4.7	A++
	7	7	9	2.40	2.40	3.00	7.80 (2.0-9.2)	1.76 (0.25-2.35)	4.42	5.8	4.6	A++
	7	7	12	2.15	2.15	3.70	8.00 (2.0-9.2)	1.82 (0.25-2.35)	4.40	6.0	4.6	A++
	7	7	14	2.00	2.00	4.00	8.00 (2.0-9.2)	1.82 (0.25-2.35)	4.40	6.0	4.6	A++
	7	7	18	1.75	1.75	4.50	8.00 (2.0-9.2)	1.82 (0.25-2.35)	4.40	6.0	4.6	A++
	7	9	9	2.24	2.88	2.88	8.00 (2.0-9.2)	1.82 (0.25-2.35)	4.40	6.0	4.6	A++
	7	9	12	2.00	2.57	3.43	8.00 (2.0-9.2)	1.82 (0.25-2.35)	4.40	6.0	4.6	A++
	7	9	14	1.87	2.40	3.73	8.00 (2.0-9.2)	1.82 (0.25-2.35)	4.40	6.0	4.6	A++
	7	9	18	1.65	2.12	4.23	8.00 (2.0-9.2)	1.82 (0.25-2.35)	4.40	6.0	4.6	A++
	7	12	12	1.80	3.10	3.10	8.00 (2.0-9.2)	1.82 (0.25-2.35)	4.40	6.0	4.6	A++
	7	12	14	1.70	2.91	3.39	8.00 (2.0-9.2)	1.82 (0.25-2.35)	4.40	6.0	4.6	A++
	7	14	14	1.60	3.20	3.20	8.00 (2.0-9.2)	1.82 (0.25-2.35)	4.40	6.0	4.6	A++
	9	9	[9]	2.67	2.67	2.67	8.00 (2.0-9.2)	1.82 (0.25-2.35)	4.40	6.0	4.6	A++
	9	9	12	2.40	2.40	3.20	8.00 (2.0-9.2)	1.82 (0.25-2.35)	4.40	6.0	4.6	A++
	9	9	14	2.25	2.25	3.50	8.00 (2.0-9.2)	1.82 (0.25-2.35)	4.40	6.0	4.6	A++
	9	9	18	2.00	2.00	4.00	8.00 (2.0-9.2)	1.82 (0.25-2.35)	4.40	6.0	4.6	A++
	9	12	12	2.18	2.91	2.91	8.00 (2.0-9.2)	1.82 (0.25-2.35)	4.40	6.0	4.6	A++
	9	12	14	2.06	2.74	3.20	8.00 (2.0-9.2)	1.82 (0.25-2.35)	4.40	6.0	4.6	A++
	12	12	12	2.67	2.67	2.67	8.00 (2.0-9.2)	1.82 (0.25-2.35)	4.40	6.0	4.6	A++

Notes:
- 7: 7000 Btu/h/9: 9000 Btu/h/12: 12000 Btu/h/14: 14000 Btu/h/18: 18000 Btu/h models
- The above specifications apply when connected with a wall-mounted unit.
- 2 or more indoor units should be connected.
- Heating capacity is determined based on 20°CDB (indoor temperature) and 7°CDB/6°CWB (outdoor temperature).
- Pipe Length: 5 m, Height difference: 0 m (Outdoor unit to Indoor unit)
- Total capacity of indoor units connected must be between 4.0 kW and 10.5 kW.

4-unit Multi-split Combination Table–Cooling/Heating

4-unit Multi-split cooling

AOHG30KBTA4	Combination of Indoor Units				Cooling Operation									
					Cooling Capacity					Input Power (Min. - Max.)	EER	Seasonal Data		
					Unit 1	Unit 2	Unit 3	Unit 4	Total Capacity (Min. - Max.)			Pdesign	SEER	Energy efficiency
					kW	kW	kW	kW	kW	kW		kW		
2-unit connection	7	22	-	-	2.00	6.00	-	-	8.00 (2.4-10.1)	2.67 (0.45-3.25)	3.00	8.0	7.5	A++
	7	24	-	-	1.81	6.19	-	-	8.00 (2.4-10.1)	2.67 (0.45-3.25)	3.00	8.0	7.5	A++
	9	22	-	-	2.32	5.68	-	-	8.00 (2.4-10.1)	2.67 (0.45-3.25)	3.00	8.0	7.5	A++
	9	24	-	-	2.18	5.82	-	-	8.00 (2.4-10.1)	2.67 (0.45-3.25)	3.00	8.0	7.5	A++
	12	18	-	-	3.20	4.80	-	-	8.00 (2.4-10.1)	2.67 (0.45-3.25)	3.00	8.0	7.5	A++
	12	22	-	-	2.82	5.18	-	-	8.00 (2.4-10.1)	2.67 (0.45-3.25)	3.00	8.0	7.5	A++
	12	24	-	-	2.67	5.33	-	-	8.00 (2.4-10.1)	2.67 (0.45-3.25)	3.00	8.0	7.5	A++
	14	18	-	-	3.50	4.50	-	-	8.00 (2.4-10.1)	2.67 (0.45-3.25)	3.00	8.0	7.5	A++
	14	22	-	-	3.11	4.89	-	-	8.00 (2.4-10.1)	2.67 (0.45-3.25)	3.00	8.0	7.5	A++
	14	24	-	-	2.95	5.05	-	-	8.00 (2.4-10.1)	2.67 (0.45-3.25)	3.00	8.0	7.5	A++
	18	18	-	-	4.00	4.00	-	-	8.00 (2.4-10.1)	2.67 (0.45-3.25)	3.00	8.0	7.5	A++
	18	22	-	-	3.60	4.40	-	-	8.00 (2.4-10.1)	2.67 (0.45-3.25)	3.00	8.0	7.5	A++
	18	24	-	-	3.43	4.57	-	-	8.00 (2.4-10.1)	2.67 (0.45-3.25)	3.00	8.0	7.5	A++
	22	22	-	-	4.00	4.00	-	-	8.00 (2.4-10.1)	2.67 (0.45-3.25)	3.00	8.0	7.5	A++
	22	24	-	-	3.83	4.17	-	-	8.00 (2.4-10.1)	2.67 (0.45-3.25)	3.00	8.0	7.5	A++
	24	24	-	-	4.00	4.00	-	-	8.00 (2.4-10.1)	2.67 (0.45-3.25)	3.00	8.0	7.5	A++
3-unit connection	7	7	12	-	2.00	2.00	3.50	-	7.50 (2.4-9.3)	2.10 (0.45-2.84)	3.57	7.5	8.1	A++
	7	7	14	-	2.00	2.00	4.00	-	8.00 (2.4-10.1)	2.32 (0.45-3.25)	3.45	8.0	8.0	A++
	7	7	18	-	1.75	1.75	4.50	-	8.00 (2.4-10.1)	2.32 (0.45-3.25)	3.45	8.0	8.0	A++
	7	7	22	-	1.56	1.56	4.88	-	8.00 (2.4-10.1)	2.32 (0.45-3.25)	3.45	8.0	8.0	A++
	7	7	24	-	1.47	1.47	5.06	-	8.00 (2.4-10.1)	2.32 (0.45-3.25)	3.45	8.0	8.0	A++
	7	9	9	-	2.00	2.50	2.50	-	7.00 (2.4-8.9)	1.90 (0.45-2.65)	3.69	7.0	8.2	A++
	7	9	12	-	2.00	2.50	3.50	-	8.00 (2.4-10.1)	2.32 (0.45-3.25)	3.45	8.0	8.0	A++
	7	9	14	-	1.87	2.40	3.73	-	8.00 (2.4-10.1)	2.32 (0.45-3.25)	3.45	8.0	8.0	A++
	7	9	18	-	1.64	2.12	4.24	-	8.00 (2.4-10.1)	2.32 (0.45-3.25)	3.45	8.0	8.0	A++
	7	9	22	-	1.47	1.89	4.64	-	8.00 (2.4-10.1)	2.32 (0.45-3.25)	3.45	8.0	8.0	A++
	7	9	24	-	1.40	1.80	4.80	-	8.00 (2.4-10.1)	2.32 (0.45-3.25)	3.45	8.0	8.0	A++
	7	12	12	-	1.80	3.10	3.10	-	8.00 (2.4-10.1)	2.32 (0.45-3.25)	3.45	8.0	8.0	A++
	7	12	14	-	1.70	2.91	3.39	-	8.00 (2.4-10.1)	2.32 (0.45-3.25)	3.45	8.0	8.0	A++
	7	12	18	-	1.51	2.59	3.90	-	8.00 (2.4-10.1)	2.32 (0.45-3.25)	3.45	8.0	8.0	A++
	7	12	22	-	1.37	2.34	4.29	-	8.00 (2.4-10.1)	2.32 (0.45-3.25)	3.45	8.0	8.0	A++
	7	12	24	-	1.30	2.23	4.47	-	8.00 (2.4-10.1)	2.32 (0.45-3.25)	3.45	8.0	8.0	A++
	7	14	14	-	1.60	3.20	3.20	-	8.00 (2.4-10.1)	2.32 (0.45-3.25)	3.45	8.0	8.0	A++
	7	14	18	-	1.44	2.87	3.69	-	8.00 (2.4-10.1)	2.32 (0.45-3.25)	3.45	8.0	8.0	A++
	7	14	22	-	1.30	2.60	4.10	-	8.00 (2.4-10.1)	2.32 (0.45-3.25)	3.45	8.0	8.0	A++
	7	14	24	-	1.24	2.49	4.27	-	8.00 (2.4-10.1)	2.32 (0.45-3.25)	3.45	8.0	8.0	A++
	7	18	18	-	1.30	3.35	3.35	-	8.00 (2.4-10.1)	2.32 (0.45-3.25)	3.45	8.0	8.0	A++
	7	18	22	-	1.19	3.06	3.75	-	8.00 (2.4-10.1)	2.32 (0.45-3.25)	3.45	8.0	8.0	A++
	7	18	24	-	1.14	2.94	3.92	-	8.00 (2.4-10.1)	2.32 (0.45-3.25)	3.45	8.0	8.0	A++
	9	9	9	-	2.50	2.50	2.50	-	7.50 (2.4-9.6)	2.10 (0.45-3.01)	3.57	7.5	8.1	A++
	9	9	12	-	2.40	2.40	3.20	-	8.00 (2.4-10.1)	2.32 (0.45-3.25)	3.45	8.0	8.0	A++
	9	9	14	-	2.25	2.25	3.50	-	8.00 (2.4-10.1)	2.32 (0.45-3.25)	3.45	8.0	8.0	A++
	9	9	18	-	2.00	2.00	4.00	-	8.00 (2.4-10.1)	2.32 (0.45-3.25)	3.45	8.0	8.0	A++
	9	9	22	-	1.80	1.80	4.40	-	8.00 (2.4-10.1)	2.32 (0.45-3.25)	3.45	8.0	8.0	A++
	9	9	24	-	1.71	1.71	4.58	-	8.00 (2.4-10.1)	2.32 (0.45-3.25)	3.45	8.0	8.0	A++
	9	12	12	-	2.18	2.91	2.91	-	8.00 (2.4-10.1)	2.32 (0.45-3.25)	3.45	8.0	8.0	A++
	9	12	14	-	2.06	2.74	3.20	-	8.00 (2.4-10.1)	2.32 (0.45-3.25)	3.45	8.0	8.0	A++
	9	12	18	-	1.85	2.46	3.69	-	8.00 (2.4-10.1)	2.32 (0.45-3.25)	3.45	8.0	8.0	A++
	9	12	22	-	1.67	2.23	4.10	-	8.00 (2.4-10.1)	2.32 (0.45-3.25)	3.45	8.0	8.0	A++
	9	12	24	-	1.60	2.13	4.27	-	8.00 (2.4-10.1)	2.32 (0.45-3.25)	3.45	8.0	8.0	A++
	9	14	14	-	1.94	3.03	3.03	-	8.00 (2.4-10.1)	2.32 (0.45-3.25)	3.45	8.0	8.0	A++
	9	14	18	-	1.76	2.73	3.51	-	8.00 (2.4-10.1)	2.32 (0.45-3.25)	3.45	8.0	8.0	A++
	9	14	22	-	1.60	2.49	3.91	-	8.00 (2.4-10.1)	2.32 (0.45-3.25)	3.45	8.0	8.0	A++
	9	14	24	-	1.53	2.38	4.09	-	8.00 (2.4-10.1)	2.32 (0.45-3.25)	3.45	8.0	8.0	A++
	9	18	18	-	1.60	3.20	3.20	-	8.00(2.4-10.1)	2.32(0.45-3.25)	3.45	8.0	8.0	A++
	12	12	12	-	2.67	2.67	2.67	-	8.00 (2.4-10.1)	2.32 (0.45-3.25)	3.45	8.0	8.0	A++
	12	12	14	-	2.53	2.53	2.94	-	8.00 (2.4-10.1)	2.32 (0.45-3.25)	3.45	8.0	8.0	A++
	12	12	18	-	2.29	2.29	3.42	-	8.00 (2.4-10.1)	2.32 (0.45-3.25)	3.45	8.0	8.0	A++
	12	12	22	-	2.09	2.09	3.82	-	8.00 (2.4-10.1)	2.32 (0.45-3.25)	3.45	8.0	8.0	A++
	12	12	24	-	2.00	2.00	4.00	-	8.00 (2.4-10.1)	2.32 (0.45-3.25)	3.45	8.0	8.0	A++
	12	14	14	-	2.40	2.80	2.80	-	8.00 (2.4-10.1)	2.32 (0.45-3.25)	3.45	8.0	8.0	A++
	12	14	18	-	2.18	2.55	3.27	-	8.00 (2.4-10.1)	2.32 (0.45-3.25)	3.45	8.0	8.0	A++
	12	18	18	-	2.00	3.00	3.00	-	8.00 (2.4-10.1)	2.32 (0.45-3.25)	3.45	8.0	8.0	A++
	14	14	14	-	2.67	2.67	2.67	-	8.00 (2.4-10.1)	2.32 (0.45-3.25)	3.45	8.0	8.0	A++
	14	14	18	-	2.43	2.43	3.14	-	8.00 (2.4-10.1)	2.32 (0.45-3.25)	3.45	8.0	8.0	A++
4-unit connection	7	7	7	7	2.00	2.00	2.00	2.00	8.00 (2.4-10.1)	2.05 (0.45-3.25)	3.90	8.0	8.5	A+++
	7	7	7	9	1.87	1.87	1.87	2.39	8.00 (2.4-10.1)	2.05 (0.45-3.25)	3.90	8.0	8.5	A+++
	7	7	7	12	1.70	1.70	1.70	2.90	8.00 (2.4-10.1)	2.05 (0.45-3.25)	3.90	8.0	8.5	A+++
	7	7	7	14	1.60	1.60	1.60	3.20	8.00 (2.4-10.1)	2.05 (0.45-3.25)	3.90	8.0	8.5	A+++
	7	7	7	18	1.44	1.44	1.44	3.68	8.00 (2.4-10.1)	2.05 (0.45-3.25)	3.90	8.0	8.5	A+++
	7	7	9	9	1.75	1.75	2.25	2.25	8.00 (2.4-10.1)	2.05 (0.45-3.25)	3.90	8.0	8.5	A+++
	7	7	9	12	1.60	1.60	2.06	2.74	8.00 (2.4-10.1)	2.05 (0.45-3.25)	3.90	8.0	8.5	A+++
	7	7	9	14	1.51	1.51	1.95	3.03	8.00 (2.4-10.1)	2.05 (0.45-3.25)	3.90	8.0	8.5	A+++
	7	7	9	18	1.37	1.37	1.76	3.50	8.00 (2.4-10.1)	2.05 (0.45-3.25)	3.90	8.0	8.5	A+++
	7	7	12	12	1.47	1.47	2.53	2.53	8.00 (2.4-10.1)	2.05 (0.45-3.25)	3.90	8.0	8.5	A+++
	7	7	12	14	1.40	1.40	2.40	2.80	8.00 (2.4-10.1)	2.05 (0.45-3.25)	3.90	8.0	8.5	A+++
	7	7	12	18	1.27	1.27	2.18	3.28	8.00 (2.4-10.1)	2.05 (0.45-3.25)	3.90	8.0	8.5	A+++
	7	7	14	14	1.33	1.33	2.67	2.67	8.00 (2.4-10.1)	2.05 (0.45-3.25)	3.90	8.0	8.5	A+++
	7	7	14	18	1.22	1.22	2.43	3.13	8.00 (2.4-10.1)	2.05 (0.45-3.25)	3.90	8.0	8.5	A+++
	7	9	9	9	1.64	2.12	2.12	2.12	8.00 (2.4-10.1)	2.05 (0.45-3.25)	3.90	8.0	8.5	A+++
	7	9	9	12	1.51	1.95	1.95	2.59	8.00 (2.4-10.1)	2.05 (0.45-3.25)	3.90	8.0	8.5	A+++
	7	9	9	14	1.43	1.85	1.85	2.87	8.00 (2.4-10.1)	2.05 (0.45-3.25)	3.90	8.0	8.5	A+++
	7	9	9	18	1.30	1.67	1.67	3.36	8.00 (2.4-10.1)	2.05 (0.45-3.25)	3.90	8.0	8.5	A+++
	7	9	12	12	1.40	1.80	2.40	2.40	8.00 (2.4-10.1)	2.05 (0.45-3.25)	3.90	8.0	8.5	A+++
	7	9	12	14	1.33	1.71	2.29	2.67	8.00 (2.4-10.1)	2.05 (0.45-3.25)	3.90	8.0	8.5	A+++
	7	9	12	18	1.21	1.57	2.09	3.13	8.00 (2.4-10.1)	2.05 (0.45-3.25)	3.90	8.0	8.5	A+++
	7	9	14	14	1.26	1.64	2.55	2.55	8.00 (2.4-10.1)	2.05 (0.45-3.25)	3.90	8.0	8.5	A+++
	7	9	14	18	1.17	1.50	2.33	3.00	8.00 (2.4-10.1)	2.05 (0.45-3.25)	3.90	8.0	8.5	A+++
	7	12	12	12	1.31	2.23	2.23	2.23	8.00 (2.4-10.1)	2.05 (0.45-3.25)	3.90	8.0	8.5	A+++
	7	12	12	14	1.24	2.13	2.13	2.50	8.00 (2.4-10.1)	2.05 (0.45-3.25)	3.90	8.0	8.5	A+++
	7	12	12	18	1.14	1.96	1.96	2.94	8.00 (2.4-10.1)	2.05 (0.45-3.25)	3.90	8.0	8.5	A+++
	7	12	14	14	1.19	2.05	2.38	2.38	8.00 (2.4-10.1)	2.05 (0.45-3.25)	3.90	8.0	8.5	A+++
	9	9	9	9	2.00	2.00	2.00	2.00	8.00 (2.4-10.1)	2.05 (0.45-3.25)	3.90	8.0	8.5	A+++
	9	9	9	12	1.85	1.85	1.85	2.45	8.00 (2.4-10.1)	2.05 (0.45-3.25)	3.90	8.0	8.5	A+++
	9	9	9	14	1.76	1.76	1.76	2.72	8.00 (2.4-10.1)	2.05 (0.45-3.25)	3.90	8.0	8.5	A+++
	9	9	9	18	1.60	1.60	1.60	3.20	8.00 (2.4-10.1)	2.05 (0.45-3.25)	3.90	8.0	8.5	A+++
	9	9	12	12	1.71	1.71	2.29	2.29	8.00 (2.4-10.1)	2.05 (0.45-3.25)	3.90	8.0	8.5	A+++
	9	9	12	14	1.64	1.64	2.18	2.54	8.00 (2.4-10.1)	2.05 (0.45-3.25)	3.90	8.0	8.5	A+++
	9	9	12	18	1.50	1.50	2.00	3.00	8.00 (2.4-10.1)	2.05 (0.45-3.25)	3.90	8.0	8.5	A+++
	9	9	14	14	1.57	1.57	2.43	2.43	8.00 (2.4-10.1)	2.05 (0.45-3.25)	3.90	8.0	8.5	A+++
	9	12	12	12	1.61	2.13	2.13	2.13	8.00 (2.4-10.1)	2.05 (0.45-3.25)	3.90	8.0	8.5	A+++
	9	12	12	14	1.53	2.04	2.04	2.39	8.00 (2.4-10.1)	2.05 (0.45-3.25)	3.90	8.0	8.5	A+++
	9	12	14	14	1.46	1.96	2.29	2.29	8.00 (2.4-10.1)	2.05 (0.45-3.25)	3.90	8.0	8.5	A+++
	12	12	12	12	2.00	2.00	2.00	2.00	8.00 (2.4-10.1)	2.05 (0.45-3.25)	3.90	8.0	8.5	A+++

Notes: •7: 7000 Btu/h/9: 9000 Btu/h/12: 12000 Btu/h/14: 14000 Btu/h/18: 18000 Btu/h/22: 22000 Btu/h/24: 24000 Btu/h models
•The above specifications apply when connected with a wall-mounted unit.
•2 or more indoor units should be connected.
•Cooling capacity is determined based on 27°CDB/19°CWB (indoor temperature) and 35°CDB (outdoor temperature).
•Pipe Length: 5 m, Height difference: 0 m (Outdoor unit to Indoor unit)
•Total capacity of indoor units connected must be between 7.5 kW and 14.0 kW.

4-unit Multi-split heating

AOHG30KBTA4	Combination of Indoor Units				Heating Operation									
					Heating Capacity					Input Power (Min. - Max.)	COP	Seasonal Data		
					Unit 1	Unit 2	Unit 3	Unit 4	Total Capacity (Min. - Max.)			Pdesign	SCOP	Energy efficiency
					kW	kW	kW	kW	kW	kW		kW		
2-unit connection	7	22	-	-	2.40	7.20	-	-	9.60 (3.0-11.2)	2.47 (0.30-2.95)	3.89	6.5	4.1	A+
	7	24	-	-	2.17	7.43	-	-	9.60 (3.0-11.2)	2.47 (0.30-2.95)	3.89	6.5	4.1	A+
	9	22	-	-	2.79	6.81	-	-	9.60 (3.0-11.2)	2.47 (0.30-2.95)	3.89	6.5	4.1	A+
	9	24	-	-	2.62	6.98	-	-	9.60 (3.0-11.2)	2.47 (0.30-2.95)	3.89	6.5	4.1	A+
	12	18	-	-	3.84	5.76	-	-	9.60 (3.0-11.2)	2.47 (0.30-2.95)	3.89	6.5	4.1	A+
	12	22	-	-	3.39	6.21	-	-	9.60 (3.0-11.2)	2.47 (0.30-2.95)	3.89	6.5	4.1	A+
	12	24	-	-	3.20	6.40	-	-	9.60 (3.0-11.2)	2.47 (0.30-2.95)	3.89	6.5	4.1	A+
	14	18	-	-	4.20	5.40	-	-	9.60 (3.0-11.2)	2.47 (0.30-2.95)	3.89	6.5	4.1	A+
	14	22	-	-	3.73	5.87	-	-	9.60 (3.0-11.2)	2.47 (0.30-2.95)	3.89	6.5	4.1	A+
	14	24	-	-	3.54	6.06	-	-	9.60 (3.0-11.2)	2.47 (0.30-2.95)	3.89	6.5	4.1	A+
	18	18	-	-	4.80	4.80	-	-	9.60 (3.0-11.2)	2.47 (0.30-2.95)	3.89	6.5	4.1	A+
	18	22	-	-	4.32	5.28	-	-	9.60 (3.0-11.2)	2.47 (0.30-2.95)	3.89	6.5	4.1	A+
	18	24	-	-	4.11	5.49	-	-	9.60 (3.0-11.2)	2.47 (0.30-2.95)	3.89	6.5	4.1	A+
	22	22	-	-	4.80	4.80	-	-	9.60 (3.0-11.2)	2.47 (0.30-2.95)	3.89	6.5	4.1	A+
	22	24	-	-	4.59	5.01	-	-	9.60 (3.0-11.2)	2.47 (0.30-2.95)	3.89	6.5	4.1	A+
	24	24	-	-	4.80	4.80	-	-	9.60 (3.0-11.2)	2.47 (0.30-2.95)	3.89	6.5	4.1	A+
3-unit connection	7	7	12	-	2.40	2.40	4.20	-	9.00 (3.0-10.4)	2.11 (0.30-2.60)	4.27	6.0	4.4	A+
	7	7	14	-	2.40	2.40	4.80	-	9.60 (3.0-11.2)	2.27 (0.30-2.95)	4.22	6.5	4.3	A+
	7	7	18	-	2.10	2.10	5.40	-	9.60 (3.0-11.2)	2.27 (0.30-2.95)	4.22	6.5	4.3	A+
	7	7	22	-	1.87	1.87	5.86	-	9.60 (3.0-11.2)	2.27 (0.30-2.95)	4.22	6.5	4.3	A+
	7	7	24	-	1.77	1.77	6.06	-	9.60 (3.0-11.2)	2.27 (0.30-2.95)	4.22	6.5	4.3	A+
	7	9	9	-	2.40	3.00	3.00	-	8.40 (3.0-10.0)	1.94 (0.30-2.45)	4.32	6.0	4.4	A+
	7	9	12	-	2.40	3.00	4.20	-	9.60 (3.0-11.2)	2.27 (0.30-2.95)	4.22	6.5	4.3	A+
	7	9	14	-	2.24	2.88	4.48	-	9.60 (3.0-11.2)	2.27 (0.30-2.95)	4.22	6.5	4.3	A+
	7	9	18	-	1.98	2.54	5.08	-	9.60 (3.0-11.2)	2.27 (0.30-2.95)	4.22	6.5	4.3	A+
	7	9	22	-	1.77	2.27	5.56	-	9.60 (3.0-11.2)	2.27 (0.30-2.95)	4.22	6.5	4.3	A+
	7	9	24	-	1.68	2.16	5.76	-	9.60 (3.0-11.2)	2.27 (0.30-2.95)	4.22	6.5	4.3	A+
	7	12	12	-	2.16	3.72	3.72	-	9.60 (3.0-11.2)	2.27 (0.30-2.95)	4.22	6.5	4.3	A+
	7	12	14	-	2.04	3.49	4.07	-	9.60 (3.0-11.2)	2.27 (0.30-2.95)	4.22	6.5	4.3	A+
	7	12	18	-	1.82	3.11	4.67	-	9.60 (3.0-11.2)	2.27 (0.30-2.95)	4.22	6.5	4.3	A+
	7	12	22	-	1.64	2.81	5.15	-	9.60 (3.0-11.2)	2.27 (0.30-2.95)	4.22	6.5	4.3	A+
	7	12	24	-	1.56	2.68	5.36	-	9.60 (3.0-11.2)	2.27 (0.30-2.95)	4.22	6.5	4.3	A+
	7	14	14	-	1.92	3.84	3.84	-	9.60 (3.0-11.2)	2.27 (0.30-2.95)	4.22	6.5	4.3	A+
	7	14	18	-	1.72	3.45	4.43	-	9.60 (3.0-11.2)	2.27 (0.30-2.95)	4.22	6.5	4.3	A+
	7	14	22	-	1.56	3.13	4.91	-	9.60 (3.0-11.2)	2.27 (0.30-2.95)	4.22	6.5	4.3	A+
	7	14	24	-	1.49	2.99	5.12	-	9.60 (3.0-11.2)	2.27 (0.30-2.95)	4.22	6.5	4.3	A+
	7	18	18	-	1.56	4.02	4.02	-	9.60 (3.0-11.2)	2.27 (0.30-2.95)	4.22	6.5	4.3	A+
	7	18	22	-	1.43	3.68	4.49	-	9.60 (3.0-11.2)	2.27 (0.30-2.95)	4.22	6.5	4.3	A+
	7	18	24	-	1.37	3.53	4.70	-	9.60 (3.0-11.2)	2.27 (0.30-2.95)	4.22	6.5	4.3	A+
	9	9	9	-	3.00	3.00	3.00	-	9.00 (3.0-10.8)	2.11 (0.30-2.76)	4.27	6.0	4.4	A+
	9	9	12	-	2.88	2.88	3.84	-	9.60 (3.0-11.2)	2.27 (0.30-2.95)	4.22	6.5	4.3	A+
	9	9	14	-	2.70	2.70	4.20	-	9.60 (3.0-11.2)	2.27 (0.30-2.95)	4.22	6.5	4.3	A+
	9	9	18	-	2.40	2.40	4.80	-	9.60 (3.0-11.2)	2.27 (0.30-2.95)	4.22	6.5	4.3	A+
	9	9	22	-	2.16	2.16	5.28	-	9.60 (3.0-11.2)	2.27 (0.30-2.95)	4.22	6.5	4.3	A+
	9	9	24	-	2.06	2.06	5.48	-	9.60 (3.0-11.2)	2.27 (0.30-2.95)	4.22	6.5	4.3	A+
	9	12	12	-	2.62	3.49	3.49	-	9.60 (3.0-11.2)	2.27 (0.30-2.95)	4.22	6.5	4.3	A+
	9	12	14	-	2.47	3.29	3.84	-	9.60 (3.0-11.2)	2.27 (0.30-2.95)	4.22	6.5	4.3	A+
	9	12	18	-	2.22	2.95	4.43	-	9.60 (3.0-11.2)	2.27 (0.30-2.95)	4.22	6.5	4.3	A+
	9	12	22	-	2.01	2.68	4.91	-	9.60 (3.0-11.2)	2.27 (0.30-2.95)	4.22	6.5	4.3	A+
	9	12	24	-	1.92	2.56	5.12	-	9.60 (3.0-11.2)	2.27 (0.30-2.95)	4.22	6.5	4.3	A+
	9	14	14	-	2.34	3.63	3.63	-	9.60 (3.0-11.2)	2.27 (0.30-2.95)	4.22	6.5	4.3	A+
	9	14	18	-	2.11	3.28	4.21	-	9.60 (3.0-11.2)	2.27 (0.30-2.95)	4.22	6.5	4.3	A+
	9	14	22	-	1.92	2.99	4.69	-	9.60 (3.0-11.2)	2.27 (0.30-2.95)	4.22	6.5	4.3	A+
	9	14	24	-	1.84	2.86	4.90	-	9.60 (3.0-11.2)	2.27 (0.30-2.95)	4.22	6.5	4.3	A+
	9	18	18	-	1.92	3.84	3.84	-	9.60(3.0-11.2)	2.27(0.30-2.95)	4.22	6.5	4.3	A+
	12	12	12	-	3.20	3.20	3.20	-	9.60 (3.0-11.2)	2.27 (0.30-2.95)	4.22	6.5	4.3	A+
	12	12	14	-	3.03	3.03	3.54	-	9.60 (3.0-11.2)	2.27 (0.30-2.95)	4.22	6.5	4.3	A+
	12	12	18	-	2.74	2.74	4.12	-	9.60 (3.0-11.2)	2.27 (0.30-2.95)	4.22	6.5	4.3	A+
	12	12	22	-	2.50	2.50	4.60	-	9.60 (3.0-11.2)	2.27 (0.30-2.95)	4.22	6.5	4.3	A+
	12	12	24	-	2.40	2.40	4.80	-	9.60 (3.0-11.2)	2.27 (0.30-2.95)	4.22	6.5	4.3	A+
	12	14	14	-	2.88	3.36	3.36	-	9.60 (3.0-11.2)	2.27 (0.30-2.95)	4.22	6.5	4.3	A+
	12	14	18	-	2.62	3.05	3.93	-	9.60 (3.0-11.2)	2.27 (0.30-2.95)	4.22	6.5	4.3	A+
	12	18	18	-	2.40	3.60	3.60	-	9.60 (3.0-11.2)	2.27 (0.30-2.95)	4.22	6.5	4.3	A+
	14	14	14	-	3.20	3.20	3.20	-	9.60 (3.0-11.2)	2.27 (0.30-2.95)	4.22	6.5	4.3	A+
	14	14	18	-	2.92	2.92	3.76	-	9.60 (3.0-11.2)	2.27 (0.30-2.95)	4.22	6.5	4.3	A+
4-unit connection	7	7	7	7	2.40	2.40	2.40	2.40	9.60 (3.0-11.2)	2.11 (0.30-2.95)	4.55	6.5	4.6	A++
	7	7	7	9	2.24	2.24	2.24	2.88	9.60 (3.0-11.2)	2.11 (0.30-2.95)	4.55	6.5	4.6	A++
	7	7	7	12	2.04	2.04	2.04	3.48	9.60 (3.0-11.2)	2.11 (0.30-2.95)	4.55	6.5	4.6	A++
	7	7	7	14	1.92	1.92	1.92	3.84	9.60 (3.0-11.2)	2.11 (0.30-2.95)	4.55	6.5	4.6	A++
	7	7	7	18	1.72	1.72	1.72	4.44	9.60(3.0-11.2)	2.11 (0.30-2.95)	4.55	6.5	4.6	A++
	7	7	9	9	2.10	2.10	2.70	2.70	9.60 (3.0-11.2)	2.11 (0.30-2.95)	4.55	6.5	4.6	A++
	7	7	9	12	1.92	1.92	2.47	3.29	9.60 (3.0-11.2)	2.11 (0.30-2.95)	4.55	6.5	4.6	A++
	7	7	9	14	1.82	1.82	2.34	3.62	9.60 (3.0-11.2)	2.11 (0.30-2.95)	4.55	6.5	4.6	A++
	7	7	9	18	1.64	1.64	2.11	4.21	9.60 (3.0-11.2)	2.11 (0.30-2.95)	4.55	6.5	4.6	A++
	7	7	12	12	1.77	1.77	3.03	3.03	9.60 (3.0-11.2)	2.11 (0.30-2.95)	4.55	6.5	4.6	A++
	7	7	12	14	1.68	1.68	2.88	3.36	9.60 (3.0-11.2)	2.11 (0.30-2.95)	4.55	6.5	4.6	A++
	7	7	12	18	1.53	1.53	2.62	3.92	9.60 (3.0-11.2)	2.11 (0.30-2.95)	4.55	6.5	4.6	A++
	7	7	14	14	1.60	1.60	3.20	3.20	9.60 (3.0-11.2)	2.11 (0.30-2.95)	4.55	6.5	4.6	A++
	7	7	14	18	1.46	1.46	2.92	3.76	9.60 (3.0-11.2)	2.11 (0.30-2.95)	4.55	6.5	4.6	A++
	7	9	9	9	1.98	2.54	2.54	2.54	9.60 (3.0-11.2)	2.11 (0.30-2.95)	4.55	6.5	4.6	A++
	7	9	9	12	1.81	2.34	2.34	3.11	9.60 (3.0-11.2)	2.11 (0.30-2.95)	4.55	6.5	4.6	A++
	7	9	9	14	1.71	2.22	2.22	3.45	9.60 (3.0-11.2)	2.11 (0.30-2.95)	4.55	6.5	4.6	A++
	7	9	9	18	1.56	2.01	2.01	4.02	9.60 (3.0-11.2)	2.11 (0.30-2.95)	4.55	6.5	4.6	A++
	7	9	12	12	1.68	2.16	2.88	2.88	9.60 (3.0-11.2)	2.11 (0.30-2.95)	4.55	6.5	4.6	A++
	7	9	12	14	1.60	2.06	2.74	3.20	9.60 (3.0-11.2)	2.11 (0.30-2.95)	4.55	6.5	4.6	A++
	7	9	12	18	1.46	1.88	2.50	3.76	9.60 (3.0-11.2)	2.11 (0.30-2.95)	4.55	6.5	4.6	A++
	7	9	14	14	1.54	1.96	3.05	3.05	9.60 (3.0-11.2)	2.11 (0.30-2.95)	4.55	6.5	4.6	A++
	7	9	14	18	1.40	1.80	2.80	3.60	9.60 (3.0-11.2)	2.11 (0.30-2.95)	4.55	6.5	4.6	A++
	7	12	12	12	1.56	2.68	2.68	2.68	9.60 (3.0-11.2)	2.11 (0.30-2.95)	4.55	6.5	4.6	A++
	7	12	12	14	1.49	2.56	2.56	2.99	9.60 (3.0-11.2)	2.11 (0.30-2.95)	4.55	6.5	4.6	A++
	7	12	12	18	1.37	2.35	2.35	3.53	9.60 (3.0-11.2)	2.11 (0.30-2.95)	4.55	6.5	4.6	A++
	7	12	14	14	1.43	2.45	2.86	2.86	9.60 (3.0-11.2)	2.11 (0.30-2.95)	4.55	6.5	4.6	A++
	9	9	9	9	2.40	2.40	2.40	2.40	9.60 (3.0-11.2)	2.11 (0.30-2.95)	4.55	6.5	4.6	A++
	9	9	9	12	2.22	2.22	2.22	2.94	9.60 (3.0-11.2)	2.11 (0.30-2.95)	4.55	6.5	4.6	A++
	9	9	9	14	2.11	2.11	2.11	3.27	9.60 (3.0-11.2)	2.11 (0.30-2.95)	4.55	6.5	4.6	A++
	9	9	9	18	1.92	1.92	1.92	3.84	9.60 (3.0-11.2)	2.11 (0.30-2.95)	4.55	6.5	4.6	A++
	9	9	12	12	2.06	2.06	2.74	2.74	9.60 (3.0-11.2)	2.11 (0.30-2.95)	4.55	6.5	4.6	A++
	9	9	12	14	1.96	1.96	2.62	3.06	9.60 (3.0-11.2)	2.11 (0.30-2.95)	4.55	6.5	4.6	A++
	9	9	12	18	1.80	1.80	2.40	3.60	9.60 (3.0-11.2)	2.11 (0.30-2.95)	4.55	6.5	4.6	A++
	9	9	14	14	1.88	1.88	2.92	2.92	9.60 (3.0-11.2)	2.11 (0.30-2.95)	4.55	6.5	4.6	A++
	9	12	12	12	1.92	2.56	2.56	2.56	9.60 (3.0-11.2)	2.11 (0.30-2.95)	4.55	6.5	4.6	A++
	9	12	12	14	1.84	2.45	2.45	2.86	9.60 (3.0-11.2)	2.11 (0.30-2.95)	4.55	6.5	4.6	A++
	9	12	14	14	1.77	2.35	2.74	2.74	9.60 (3.0-11.2)	2.11 (0.30-2.95)	4.55	6.5	4.6	A++
	12	12	12	12	2.40	2.40	2.40	2.40	9.60 (3.0-11.2)	2.11 (0.30-2.95)	4.55	6.5	4.6	A++

Notes:
- 7: 7000 Btu/h/9: 9000 Btu/h/12: 12000 Btu/h/14: 14000 Btu/h/18: 18000 Btu/h/22: 22000 Btu/h/24: 24000 Btu/h models
- The above specifications apply when connected with a wall-mounted unit.
- 2 or more indoor units should be connected.
- Heating capacity is determined based on 20°CDB (indoor temperature) and 7°CDB/6°CWB (outdoor temperature).
- Pipe Length: 5 m, Height difference: 0 m (Outdoor unit to Indoor unit)
- Total capacity of indoor units connected must be between 7.5 kW and 14.0 kW.

5-unit Multi-split Combination Table–Cooling

5-unit Multi-split cooling

AOHG36KBTA5	Combination of Indoor Units					Cooling Operation										
						Cooling Capacity						Input Power (Min. - Max.)	EER	Seasonal Data		
						Unit 1	Unit 2	Unit 3	Unit 4	Unit 5	Total Capacity (Min. - Max.)			Pdesign	SEER	Energy efficiency
						kW	kW	kW	kW	kW	kW	kW		kW		
2-unit connection	7	24	-	-	-	2.00	7.00	-	-	-	9.00 (3.0-11.0)	2.91 (0.30-3.45)	3.09	9.0	7.9	A++
	9	22	-	-	-	2.50	6.00	-	-	-	8.50 (3.0-11.0)	2.67 (0.30-3.45)	3.18	8.5	7.9	A++
	9	24	-	-	-	2.50	7.00	-	-	-	9.50 (3.0-11.0)	3.17 (0.30-3.45)	3.00	9.5	7.8	A++
	12	22	-	-	-	3.50	6.00	-	-	-	9.50 (3.0-11.0)	3.17 (0.30-3.45)	3.00	9.5	7.8	A++
	12	24	-	-	-	3.17	6.33	-	-	-	9.50 (3.0-11.0)	3.17 (0.30-3.45)	3.00	9.5	7.8	A++
	14	22	-	-	-	3.69	5.81	-	-	-	9.50 (3.0-11.0)	3.17 (0.30-3.45)	3.00	9.5	7.8	A++
	14	24	-	-	-	3.50	6.00	-	-	-	9.50 (3.0-11.0)	3.17 (0.30-3.45)	3.00	9.5	7.8	A++
	18	18	-	-	-	4.75	4.75	-	-	-	9.50 (3.0-11.0)	3.17 (0.30-3.45)	3.00	9.5	7.8	A++
	18	22	-	-	-	4.27	5.23	-	-	-	9.50 (3.0-11.0)	3.17 (0.30-3.45)	3.00	9.5	7.8	A++
	18	24	-	-	-	4.07	5.43	-	-	-	9.50 (3.0-11.0)	3.17 (0.30-3.45)	3.00	9.5	7.8	A++
	22	22	-	-	-	4.75	4.75	-	-	-	9.50 (3.0-11.0)	3.17 (0.30-3.45)	3.00	9.5	7.8	A++
	22	24	-	-	-	4.54	4.96	-	-	-	9.50 (3.0-11.0)	3.17 (0.30-3.45)	3.00	9.5	7.8	A++
	24	24	-	-	-	4.75	4.75	-	-	-	9.50 (3.0-11.0)	3.17 (0.30-3.45)	3.00	9.5	7.8	A++
3-unit connection	7	7	14	-	-	2.00	2.00	4.00	-	-	8.00 (3.0-10.0)	2.26 (0.30-2.88)	3.54	8.0	8.2	A++
	7	7	18	-	-	2.00	2.00	5.00	-	-	9.00 (3.0-11.0)	2.68 (0.30-3.45)	3.36	9.0	8.1	A++
	7	7	22	-	-	1.85	1.85	5.80	-	-	9.50 (3.0-11.0)	2.91 (0.30-3.45)	3.27	9.5	8.0	A++
	7	7	24	-	-	1.75	1.75	6.00	-	-	9.50 (3.0-11.0)	2.91 (0.30-3.45)	3.27	9.5	8.0	A++
	7	9	12	-	-	2.00	2.50	3.50	-	-	8.00 (3.0-10.0)	2.26 (0.30-2.88)	3.54	8.0	8.2	A++
	7	9	14	-	-	2.00	2.50	4.00	-	-	8.50 (3.0-10.7)	2.46 (0.30-3.27)	3.45	8.5	8.1	A++
	7	9	18	-	-	2.00	2.50	5.00	-	-	9.50 (3.0-11.0)	2.91 (0.30-3.45)	3.27	9.5	8.0	A++
	7	9	22	-	-	1.75	2.25	5.50	-	-	9.50 (3.0-11.0)	2.91 (0.30-3.45)	3.27	9.5	8.0	A++
	7	9	24	-	-	1.66	2.14	5.70	-	-	9.50 (3.0-11.0)	2.91 (0.30-3.45)	3.27	9.5	8.0	A++
	7	12	12	-	-	2.00	3.50	3.50	-	-	9.00 (3.0-11.0)	2.68 (0.30-3.45)	3.36	9.0	8.1	A++
	7	12	14	-	-	2.00	3.50	4.00	-	-	9.50 (3.0-11.0)	2.91 (0.30-3.45)	3.27	9.5	8.0	A++
	7	12	18	-	-	1.80	3.08	4.62	-	-	9.50 (3.0-11.0)	2.91 (0.30-3.45)	3.27	9.5	8.0	A++
	7	12	22	-	-	1.62	2.78	5.10	-	-	9.50 (3.0-11.0)	2.91 (0.30-3.45)	3.27	9.5	8.0	A++
	7	12	24	-	-	1.55	2.65	5.30	-	-	9.50 (3.0-11.0)	2.91 (0.30-3.45)	3.27	9.5	8.0	A++
	7	14	14	-	-	1.90	3.80	3.80	-	-	9.50 (3.0-11.0)	2.91 (0.30-3.45)	3.27	9.5	8.0	A++
	7	14	18	-	-	1.71	3.41	4.38	-	-	9.50 (3.0-11.0)	2.91 (0.30-3.45)	3.27	9.5	8.0	A++
	7	14	22	-	-	1.55	3.09	4.86	-	-	9.50 (3.0-11.0)	2.91 (0.30-3.45)	3.27	9.5	8.0	A++
	7	14	24	-	-	1.47	2.96	5.07	-	-	9.50 (3.0-11.0)	2.91 (0.30-3.45)	3.27	9.5	8.0	A++
	7	18	18	-	-	1.54	3.98	3.98	-	-	9.50 (3.0-11.0)	2.91 (0.30-3.45)	3.27	9.5	8.0	A++
	7	18	22	-	-	1.41	3.64	4.45	-	-	9.50 (3.0-11.0)	2.91 (0.30-3.45)	3.27	9.5	8.0	A++
	7	18	24	-	-	1.36	3.49	4.65	-	-	9.50 (3.0-11.0)	2.91 (0.30-3.45)	3.27	9.5	8.0	A++
	9	9	9	-	-	2.50	2.50	2.50	-	-	7.50 (3.0-9.6)	2.07 (0.30-2.70)	3.63	7.5	8.2	A++
	9	9	12	-	-	2.50	2.50	3.50	-	-	8.50 (3.0-10.7)	2.46 (0.30-3.27)	3.45	8.5	8.1	A++
	9	9	14	-	-	2.50	2.50	4.00	-	-	9.00 (3.0-11.0)	2.68 (0.30-3.45)	3.36	9.0	8.1	A++
	9	9	18	-	-	2.38	2.38	4.74	-	-	9.50 (3.0-11.0)	2.91 (0.30-3.45)	3.27	9.5	8.0	A++
	9	9	22	-	-	2.14	2.14	5.22	-	-	9.50 (3.0-11.0)	2.91 (0.30-3.45)	3.27	9.5	8.0	A++
	9	9	24	-	-	2.04	2.04	5.42	-	-	9.50 (3.0-11.0)	2.91 (0.30-3.45)	3.27	9.5	8.0	A++
	9	12	12	-	-	2.50	3.50	3.50	-	-	9.50 (3.0-11.0)	2.91 (0.30-3.45)	3.27	9.5	8.0	A++
	9	12	14	-	-	2.44	3.26	3.80	-	-	9.50 (3.0-11.0)	2.91 (0.30-3.45)	3.27	9.5	8.0	A++
	9	12	18	-	-	2.19	2.92	4.39	-	-	9.50 (3.0-11.0)	2.91 (0.30-3.45)	3.27	9.5	8.0	A++
	9	12	22	-	-	1.99	2.65	4.86	-	-	9.50 (3.0-11.0)	2.91 (0.30-3.45)	3.27	9.5	8.0	A++
	9	12	24	-	-	1.90	2.53	5.07	-	-	9.50 (3.0-11.0)	2.91 (0.30-3.45)	3.27	9.5	8.0	A++
	9	14	14	-	-	2.32	3.59	3.59	-	-	9.50 (3.0-11.0)	2.91 (0.30-3.45)	3.27	9.5	8.0	A++
	9	14	18	-	-	2.09	3.24	4.17	-	-	9.50 (3.0-11.0)	2.91 (0.30-3.45)	3.27	9.5	8.0	A++
	9	14	22	-	-	1.90	2.96	4.64	-	-	9.50 (3.0-11.0)	2.91 (0.30-3.45)	3.27	9.5	8.0	A++
	9	14	24	-	-	1.82	2.83	4.85	-	-	9.50 (3.0-11.0)	2.91 (0.30-3.45)	3.27	9.5	8.0	A++
	9	18	18	-	-	1.90	3.80	3.80	-	-	9.50 (3.0-11.0)	2.91 (0.30-3.45)	3.27	9.5	8.0	A++
	9	18	22	-	-	1.74	3.49	4.27	-	-	9.50 (3.0-11.0)	2.91 (0.30-3.45)	3.27	9.5	8.0	A++
	9	18	24	-	-	1.68	3.35	4.47	-	-	9.50 (3.0-11.0)	2.91 (0.30-3.45)	3.27	9.5	8.0	A++
	12	12	12	-	-	3.17	3.17	3.17	-	-	9.50 (3.0-11.0)	2.91 (0.30-3.45)	3.27	9.5	8.0	A++
	12	12	14	-	-	3.00	3.00	3.50	-	-	9.50 (3.0-11.0)	2.91 (0.30-3.45)	3.27	9.5	8.0	A++
	12	12	18	-	-	2.71	2.71	4.08	-	-	9.50 (3.0-11.0)	2.91 (0.30-3.45)	3.27	9.5	8.0	A++
	12	12	22	-	-	2.48	2.48	4.54	-	-	9.50 (3.0-11.0)	2.91 (0.30-3.45)	3.27	9.5	8.0	A++
	12	12	24	-	-	2.38	2.38	4.74	-	-	9.50 (3.0-11.0)	2.91 (0.30-3.45)	3.27	9.5	8.0	A++
	12	14	14	-	-	2.84	3.33	3.33	-	-	9.50 (3.0-11.0)	2.91 (0.30-3.45)	3.27	9.5	8.0	A++
	12	14	18	-	-	2.59	3.02	3.89	-	-	9.50 (3.0-11.0)	2.91 (0.30-3.45)	3.27	9.5	8.0	A++
	12	14	22	-	-	2.38	2.77	4.35	-	-	9.50 (3.0-11.0)	2.91 (0.30-3.45)	3.27	9.5	8.0	A++
	12	14	24	-	-	2.28	2.66	4.56	-	-	9.50 (3.0-11.0)	2.91 (0.30-3.45)	3.27	9.5	8.0	A++
	12	18	18	-	-	2.38	3.56	3.56	-	-	9.50 (3.0-11.0)	2.91 (0.30-3.45)	3.27	9.5	8.0	A++
	12	18	22	-	-	2.19	3.29	4.02	-	-	9.50 (3.0-11.0)	2.91 (0.30-3.45)	3.27	9.5	8.0	A++
	12	18	24	-	-	2.11	3.17	4.22	-	-	9.50 (3.0-11.0)	2.91 (0.30-3.45)	3.27	9.5	8.0	A++
	14	14	14	-	-	3.17	3.17	3.17	-	-	9.50 (3.0-11.0)	2.91 (0.30-3.45)	3.27	9.5	8.0	A++
	14	14	18	-	-	2.89	2.89	3.72	-	-	9.50 (3.0-11.0)	2.91 (0.30-3.45)	3.27	9.5	8.0	A++
	14	14	22	-	-	2.66	2.66	4.18	-	-	9.50 (3.0-11.0)	2.91 (0.30-3.45)	3.27	9.5	8.0	A++
	14	14	24	-	-	2.56	2.56	4.38	-	-	9.50 (3.0-11.0)	2.91 (0.30-3.45)	3.27	9.5	8.0	A++
	14	18	18	-	-	2.66	3.42	3.42	-	-	9.50 (3.0-11.0)	2.91 (0.30-3.45)	3.27	9.5	8.0	A++
	18	18	18	-	-	3.17	3.17	3.17	-	-	9.50 (3.0-11.0)	2.91 (0.30-3.45)	3.27	9.5	8.0	A++
4-unit connection	7	7	7	7	-	2.00	2.00	2.00	2.00	-	8.00 (3.0-10.0)	2.11 (0.30-2.88)	3.80	8.0	8.5	A+++
	7	7	7	9	-	2.00	2.00	2.00	2.50	-	8.50 (3.0-10.7)	2.29 (0.30-3.27)	3.71	8.5	8.4	A++
	7	7	7	12	-	2.00	2.00	2.00	3.50	-	9.50 (3.0-11.0)	2.69 (0.30-3.45)	3.53	9.5	8.3	A++
	7	7	7	14	-	1.90	1.90	1.90	3.80	-	9.50 (3.0-11.0)	2.69 (0.30-3.45)	3.53	9.5	8.3	A++
	7	7	7	18	-	1.71	1.71	1.71	4.37	-	9.50 (3.0-11.0)	2.69 (0.30-3.45)	3.53	9.5	8.3	A++
	7	7	7	22	-	1.55	1.55	1.55	4.85	-	9.50 (3.0-11.0)	2.69 (0.30-3.45)	3.53	9.5	8.3	A++
	7	7	7	24	-	1.48	1.48	1.48	5.06	-	9.50 (3.0-11.0)	2.69 (0.30-3.45)	3.53	9.5	8.3	A++
	7	7	9	9	-	2.00	2.00	2.50	2.50	-	9.00 (3.0-11.0)	2.49 (0.30-3.45)	3.62	9.0	8.4	A++
	7	7	9	12	-	1.90	1.90	2.44	3.26	-	9.50 (3.0-11.0)	2.69 (0.30-3.45)	3.53	9.5	8.3	A++
	7	7	9	14	-	1.80	1.80	2.31	3.59	-	9.50 (3.0-11.0)	2.69 (0.30-3.45)	3.53	9.5	8.3	A++
	7	7	9	18	-	1.62	1.62	2.09	4.17	-	9.50 (3.0-11.0)	2.69 (0.30-3.45)	3.53	9.5	8.3	A++
	7	7	9	22	-	1.48	1.48	1.90	4.64	-	9.50 (3.0-11.0)	2.69 (0.30-3.45)	3.53	9.5	8.3	A++
	7	7	9	24	-	1.41	1.41	1.82	4.86	-	9.50 (3.0-11.0)	2.69 (0.30-3.45)	3.53	9.5	8.3	A++
	7	7	12	12	-	1.75	1.75	3.00	3.00	-	9.50 (3.0-11.0)	2.69 (0.30-3.45)	3.53	9.5	8.3	A++
	7	7	12	14	-	1.66	1.66	2.85	3.33	-	9.50 (3.0-11.0)	2.69 (0.30-3.45)	3.53	9.5	8.3	A++
	7	7	12	18	-	1.51	1.51	2.59	3.89	-	9.50 (3.0-11.0)	2.69 (0.30-3.45)	3.53	9.5	8.3	A++
	7	7	12	22	-	1.39	1.39	2.38	4.34	-	9.50 (3.0-11.0)	2.69 (0.30-3.45)	3.53	9.5	8.3	A++
	7	7	12	24	-	1.33	1.33	2.28	4.56	-	9.50 (3.0-11.0)	2.69 (0.30-3.45)	3.53	9.5	8.3	A++
	7	7	14	14	-	1.58	1.58	3.17	3.17	-	9.50 (3.0-11.0)	2.69 (0.30-3.45)	3.53	9.5	8.3	A++
	7	7	14	18	-	1.45	1.45	2.89	3.71	-	9.50 (3.0-11.0)	2.69 (0.30-3.45)	3.53	9.5	8.3	A++
	7	7	14	22	-	1.33	1.33	2.66	4.18	-	9.50 (3.0-11.0)	2.69 (0.30-3.45)	3.53	9.5	8.3	A++
	7	7	14	24	-	1.28	1.28	2.56	4.38	-	9.50 (3.0-11.0)	2.69 (0.30-3.45)	3.53	9.5	8.3	A++
	7	7	18	18	-	1.33	1.33	3.42	3.42	-	9.50 (3.0-11.0)	2.69 (0.30-3.45)	3.53	9.5	8.3	A++
	7	9	9	9	-	2.00	2.50	2.50	2.50	-	9.50 (3.0-11.0)	2.69 (0.30-3.45)	3.53	9.5	8.3	A++
	7	9	9	12	-	1.80	2.31	2.31	3.08	-	9.50 (3.0-11.0)	2.69 (0.30-3.45)	3.53	9.5	8.3	A++
	7	9	9	14	-	1.71	2.19	2.19	3.41	-	9.50 (3.0-11.0)	2.69 (0.30-3.45)	3.53	9.5	8.3	A++
	7	9	9	18	-	1.54	1.99	1.99	3.98	-	9.50 (3.0-11.0)	2.69 (0.30-3.45)	3.53	9.5	8.3	A++
	7	9	9	22	-	1.41	1.82	1.82	4.45	-	9.50 (3.0-11.0)	2.69 (0.30-3.45)	3.53	9.5	8.3	A++
	7	9	9	24	-	1.36	1.74	1.74	4.66	-	9.50 (3.0-11.0)	2.69 (0.30-3.45)	3.53	9.5	8.3	A++
	7	9	12	12	-	1.66	2.14	2.85	2.85	-	9.50 (3.0-11.0)	2.69 (0.30-3.45)	3.53	9.5	8.3	A++
	7	9	12	14	-	1.58	2.04	2.71	3.17	-	9.50 (3.0-11.0)	2.69 (0.30-3.45)	3.53	9.5	8.3	A++
	7	9	12	18	-	1.44	1.86	2.48	3.72	-	9.50 (3.0-11.0)	2.69 (0.30-3.45)	3.53	9.5	8.3	A++
	7	9	12	22	-	1.33	1.71	2.28	4.18	-	9.50 (3.0-11.0)	2.69 (0.30-3.45)	3.53	9.5	8.3	A++
	7	9	12	24	-	1.28	1.64	2.19	4.39	-	9.50 (3.0-11.0)	2.69 (0.30-3.45)	3.53	9.5	8.3	A++
	7	9	14	14	-	1.51	1.95	3.02	3.02	-	9.50 (3.0-11.0)	2.69 (0.30-3.45)	3.53	9.5	8.3	A++
	7	9	14	18	-	1.39	1.78	2.77	3.56	-	9.50 (3.0-11.0)	2.69 (0.30-3.45)	3.53	9.5	8.3	A++
	7	9	14	22	-	1.28	1.64	2.56	4.02	-	9.50 (3.0-11.0)	2.69 (0.30-3.45)	3.53	9.5	8.3	A++
	7	9	14	24	-	1.23	1.58	2.46	4.23	-	9.50 (3.0-11.0)	2.69 (0.30-3.45)	3.53	9.5	8.3	A++
	7	9	18	18	-	1.28	1.64	3.29	3.29	-	9.50 (3.0-11.0)	2.69 (0.30-3.45)	3.53	9.5	8.3	A++
	7	12	12	12	-	1.55	2.65	2.65	2.65	-	9.50 (3.0-11.0)	2.69 (0.30-3.45)	3.53	9.5	8.3	A++
	7	12	12	14	-	1.48	2.53	2.53	2.96	-	9.50 (3.0-11.0)	2.69 (0.30-3.45)	3.53	9.5	8.3	A++
	7	12	12	18	-	1.35	2.33	2.33	3.49	-	9.50 (3.0-11.0)	2.69 (0.30-3.45)	3.53	9.5	8.3	A++
	7	12	14	14	-	1.41	2.43	2.83	2.83	-	9.50 (3.0-11.0)	2.69 (0.30-3.45)	3.53	9.5	8.3	A++
	7	12	14	18	-	1.30	2.24	2.61	3.35	-	9.50 (3.0-11.0)	2.69 (0.30-3.45)	3.53	9.5	8.3	A++
	7	14	14	14	-	1.37	2.71	2.71	2.71	-	9.50 (3.0-11.0)	2.69 (0.30-3.45)	3.53	9.5	8.3	A++

5-unit Multi-split cooling

AOHG36KBTA5	Combination of Indoor Units					Cooling Operation										
						Cooling Capacity						Input Power (Min. - Max.)	EER	Seasonal Data		
						Unit 1	Unit 2	Unit 3	Unit 4	Unit 5	Total Capacity (Min. - Max.)			Pdesign	SEER	Energy efficiency
						kW	kW	kW	kW	kW	kW	kW		kW		
4-unit connection	7	14	14	18	-	1.25	2.51	2.51	3.23	-	9.50 (3.0-11.0)	2.69 (0.30-3.45)	3.53	9.5	8.3	A++
	9	9	9	9	-	2.38	2.38	2.38	2.38	-	9.50 (3.0-11.0)	2.69 (0.30-3.45)	3.53	9.5	8.3	A++
	9	9	9	12	-	2.19	2.19	2.19	2.93	-	9.50 (3.0-11.0)	2.69 (0.30-3.45)	3.53	9.5	8.3	A++
	9	9	9	14	-	2.09	2.09	2.09	3.23	-	9.50 (3.0-11.0)	2.69 (0.30-3.45)	3.53	9.5	8.3	A++
	9	9	9	18	-	1.90	1.90	1.90	3.80	-	9.50 (3.0-11.0)	2.69 (0.30-3.45)	3.53	9.5	8.3	A++
	9	9	9	22	-	1.74	1.74	1.74	4.28	-	9.50 (3.0-11.0)	2.69 (0.30-3.45)	3.53	9.5	8.3	A++
	9	9	9	24	-	1.68	1.68	1.68	4.46	-	9.50 (3.0-11.0)	2.69 (0.30-3.45)	3.53	9.5	8.3	A++
	9	9	12	12	-	2.04	2.04	2.71	2.71	-	9.50 (3.0-11.0)	2.69 (0.30-3.45)	3.53	9.5	8.3	A++
	9	9	12	14	-	1.94	1.94	2.59	3.03	-	9.50 (3.0-11.0)	2.69 (0.30-3.45)	3.53	9.5	8.3	A++
	9	9	12	18	-	1.78	1.78	2.38	3.56	-	9.50 (3.0-11.0)	2.69 (0.30-3.45)	3.53	9.5	8.3	A++
	9	9	12	22	-	1.64	1.64	2.19	4.03	-	9.50 (3.0-11.0)	2.69 (0.30-3.45)	3.53	9.5	8.3	A++
	9	9	12	24	-	1.58	1.58	2.11	4.23	-	9.50 (3.0-11.0)	2.69 (0.30-3.45)	3.53	9.5	8.3	A++
	9	9	14	14	-	1.86	1.86	2.89	2.89	-	9.50 (3.0-11.0)	2.69 (0.30-3.45)	3.53	9.5	8.3	A++
	9	9	14	18	-	1.71	1.71	2.66	3.42	-	9.50 (3.0-11.0)	2.69 (0.30-3.45)	3.53	9.5	8.3	A++
	9	9	18	18	-	1.58	1.58	3.17	3.17	-	9.50 (3.0-11.0)	2.69 (0.30-3.45)	3.53	9.5	8.3	A++
	9	12	12	12	-	1.91	2.53	2.53	2.53	-	9.50 (3.0-11.0)	2.69 (0.30-3.45)	3.53	9.5	8.3	A++
	9	12	12	14	-	1.81	2.43	2.43	2.83	-	9.50 (3.0-11.0)	2.69 (0.30-3.45)	3.53	9.5	8.3	A++
	9	12	12	18	-	1.67	2.24	2.24	3.35	-	9.50 (3.0-11.0)	2.69 (0.30-3.45)	3.53	9.5	8.3	A++
	9	12	14	14	-	1.74	2.34	2.71	2.71	-	9.50 (3.0-11.0)	2.69 (0.30-3.45)	3.53	9.5	8.3	A++
	9	12	14	18	-	1.61	2.15	2.51	3.23	-	9.50 (3.0-11.0)	2.69 (0.30-3.45)	3.53	9.5	8.3	A++
	9	14	14	14	-	1.67	2.61	2.61	2.61	-	9.50 (3.0-11.0)	2.69 (0.30-3.45)	3.53	9.5	8.3	A++
	12	12	12	12	-	2.38	2.38	2.38	2.38	-	9.50 (3.0-11.0)	2.69 (0.30-3.45)	3.53	9.5	8.3	A++
	12	12	12	14	-	2.28	2.28	2.28	2.66	-	9.50 (3.0-11.0)	2.69 (0.30-3.45)	3.53	9.5	8.3	A++
	12	12	12	18	-	2.11	2.11	2.11	3.17	-	9.50 (3.0-11.0)	2.69 (0.30-3.45)	3.53	9.5	8.3	A++
	12	12	14	14	-	2.19	2.19	2.56	2.56	-	9.50 (3.0-11.0)	2.69 (0.30-3.45)	3.53	9.5	8.3	A++
	12	14	14	14	-	2.12	2.46	2.46	2.46	-	9.50 (3.0-11.0)	2.69 (0.30-3.45)	3.53	9.5	8.3	A++
5-unit connection	7	7	7	7	7	1.90	1.90	1.90	1.90	1.90	9.50 (3.0-11.0)	2.50 (0.30-3.45)	3.80	9.5	8.5	A+++
	7	7	7	7	9	1.80	1.80	1.80	1.80	2.30	9.50 (3.0-11.0)	2.50 (0.30-3.45)	3.80	9.5	8.5	A+++
	7	7	7	7	12	1.66	1.66	1.66	1.66	2.86	9.50 (3.0-11.0)	2.50 (0.30-3.45)	3.80	9.5	8.5	A+++
	7	7	7	7	14	1.58	1.58	1.58	1.58	3.18	9.50 (3.0-11.0)	2.50 (0.30-3.45)	3.80	9.5	8.5	A+++
	7	7	7	7	18	1.45	1.45	1.45	1.45	3.70	9.50 (3.0-11.0)	2.50 (0.30-3.45)	3.80	9.5	8.5	A+++
	7	7	7	7	22 *1	1.33	1.33	1.33	1.33	4.18	9.50 (3.0-11.0)	2.50 (0.30-3.45)	3.80	9.5	8.5	A+++
	7	7	7	7	24	1.28	1.28	1.28	1.28	4.38	9.50 (3.0-11.0)	2.50 (0.30-3.45)	3.80	9.5	8.5	A+++
	7	7	7	9	9	1.70	1.70	1.70	2.20	2.20	9.50 (3.0-11.0)	2.50 (0.30-3.45)	3.80	9.5	8.5	A+++
	7	7	7	9	12	1.58	1.58	1.58	2.04	2.72	9.50 (3.0-11.0)	2.50 (0.30-3.45)	3.80	9.5	8.5	A+++
	7	7	7	9	14	1.51	1.51	1.51	1.94	3.03	9.50 (3.0-11.0)	2.50 (0.30-3.45)	3.80	9.5	8.5	A+++
	7	7	7	9	18	1.39	1.39	1.39	1.77	3.56	9.50 (3.0-11.0)	2.50 (0.30-3.45)	3.80	9.5	8.5	A+++
	7	7	7	9	22 *1	1.28	1.28	1.28	1.64	4.02	9.50 (3.0-11.0)	2.50 (0.30-3.45)	3.80	9.5	8.5	A+++
	7	7	7	9	24	1.23	1.23	1.23	1.58	4.23	9.50 (3.0-11.0)	2.50 (0.30-3.45)	3.80	9.5	8.5	A+++
	7	7	7	12	12	1.48	1.48	1.48	2.53	2.53	9.50 (3.0-11.0)	2.50 (0.30-3.45)	3.80	9.5	8.5	A+++
	7	7	7	12	14	1.41	1.41	1.41	2.43	2.84	9.50 (3.0-11.0)	2.50 (0.30-3.45)	3.80	9.5	8.5	A+++
	7	7	7	12	18	1.30	1.30	1.30	2.24	3.36	9.50 (3.0-11.0)	2.50 (0.30-3.45)	3.80	9.5	8.5	A+++
	7	7	7	14	14	1.36	1.36	1.36	2.71	2.71	9.50 (3.0-11.0)	2.50 (0.30-3.45)	3.80	9.5	8.5	A+++
	7	7	7	14	18	1.25	1.25	1.25	2.51	3.24	9.50 (3.0-11.0)	2.50 (0.30-3.45)	3.80	9.5	8.5	A+++
	7	7	9	9	9	1.63	1.63	2.08	2.08	2.08	9.50 (3.0-11.0)	2.50 (0.30-3.45)	3.80	9.5	8.5	A+++
	7	7	9	9	12	1.51	1.51	1.94	1.94	2.60	9.50 (3.0-11.0)	2.50 (0.30-3.45)	3.80	9.5	8.5	A+++
	7	7	9	9	14	1.45	1.45	1.86	1.86	2.88	9.50 (3.0-11.0)	2.50 (0.30-3.45)	3.80	9.5	8.5	A+++
	7	7	9	9	18	1.33	1.33	1.71	1.71	3.42	9.50 (3.0-11.0)	2.50 (0.30-3.45)	3.80	9.5	8.5	A+++
	7	7	9	9	22 *1	1.23	1.23	1.58	1.58	3.88	9.50 (3.0-11.0)	2.50 (0.30-3.45)	3.80	9.5	8.5	A+++
	7	7	9	12	12	1.41	1.41	1.82	2.43	2.43	9.50 (3.0-11.0)	2.50 (0.30-3.45)	3.80	9.5	8.5	A+++
	7	7	9	12	14	1.36	1.36	1.74	2.33	2.71	9.50 (3.0-11.0)	2.50 (0.30-3.45)	3.80	9.5	8.5	A+++
	7	7	9	12	18	1.25	1.25	1.61	2.15	3.24	9.50 (3.0-11.0)	2.50 (0.30-3.45)	3.80	9.5	8.5	A+++
	7	7	9	14	14	1.30	1.30	1.68	2.61	2.61	9.50 (3.0-11.0)	2.50 (0.30-3.45)	3.80	9.5	8.5	A+++
	7	7	12	12	12	1.33	1.33	2.28	2.28	2.28	9.50 (3.0-11.0)	2.50 (0.30-3.45)	3.80	9.5	8.5	A+++
	7	7	12	12	14	1.28	1.28	2.19	2.19	2.56	9.50 (3.0-11.0)	2.50 (0.30-3.45)	3.80	9.5	8.5	A+++
	7	7	12	14	14	1.23	1.23	2.12	2.46	2.46	9.50 (3.0-11.0)	2.50 (0.30-3.45)	3.80	9.5	8.5	A+++
	7	9	9	9	9	1.54	1.99	1.99	1.99	1.99	9.50 (3.0-11.0)	2.50 (0.30-3.45)	3.80	9.5	8.5	A+++
	7	9	9	9	12	1.44	1.86	1.86	1.86	2.48	9.50 (3.0-11.0)	2.50 (0.30-3.45)	3.80	9.5	8.5	A+++
	7	9	9	9	14	1.39	1.78	1.78	1.78	2.77	9.50 (3.0-11.0)	2.50 (0.30-3.45)	3.80	9.5	8.5	A+++
	7	9	9	9	18	1.28	1.64	1.64	1.64	3.30	9.50 (3.0-11.0)	2.50 (0.30-3.45)	3.80	9.5	8.5	A+++
	7	9	9	12	12	1.36	1.74	1.74	2.33	2.33	9.50 (3.0-11.0)	2.50 (0.30-3.45)	3.80	9.5	8.5	A+++
	7	9	9	12	14	1.29	1.68	1.68	2.24	2.61	9.50 (3.0-11.0)	2.50 (0.30-3.45)	3.80	9.5	8.5	A+++
	7	9	9	14	14	1.26	1.61	1.61	2.51	2.51	9.50 (3.0-11.0)	2.50 (0.30-3.45)	3.80	9.5	8.5	A+++
	7	9	12	12	12	1.28	1.65	2.19	2.19	2.19	9.50 (3.0-11.0)	2.50 (0.30-3.45)	3.80	9.5	8.5	A+++
	7	9	12	12	14	1.23	1.58	2.11	2.11	2.47	9.50 (3.0-11.0)	2.50 (0.30-3.45)	3.80	9.5	8.5	A+++
	9	9	9	9	9	1.90	1.90	1.90	1.90	1.90	9.50 (3.0-11.0)	2.50 (0.30-3.45)	3.80	9.5	8.5	A+++
	9	9	9	9	12	1.78	1.78	1.78	1.78	2.38	9.50 (3.0-11.0)	2.50 (0.30-3.45)	3.80	9.5	8.5	A+++
	9	9	9	9	14	1.71	1.71	1.71	1.71	2.66	9.50 (3.0-11.0)	2.50 (0.30-3.45)	3.80	9.5	8.5	A+++
	9	9	9	9	18	1.58	1.58	1.58	1.58	3.18	9.50 (3.0-11.0)	2.50 (0.30-3.45)	3.80	9.5	8.5	A+++
	9	9	9	12	12	1.68	1.68	1.68	2.23	2.23	9.50 (3.0-11.0)	2.50 (0.30-3.45)	3.80	9.5	8.5	A+++
	9	9	9	12	14	1.61	1.61	1.61	2.15	2.52	9.50 (3.0-11.0)	2.50 (0.30-3.45)	3.80	9.5	8.5	A+++
	9	9	12	12	12	1.57	1.57	2.12	2.12	2.12	9.50 (3.0-11.0)	2.50 (0.30-3.45)	3.80	9.5	8.5	A+++

Notes: •7: 7000 Btu/h/9: 9000 Btu/h/12: 12000 Btu/h/14: 14000 Btu/h/18: 18000 Btu/h/22: 22000 Btu/h/24: 24000 Btu/h models
•The above specifications apply when connected with a wall-mounted unit.
•2 or more indoor units should be connected.
•Cooling capacity is determined based on 27°CDB/19°CWB (indoor temperature) and 35°CDB (outdoor temperature).
•Pipe Length: 5 m, Height difference: 0 m (Outdoor unit to Indoor unit)
•Total capacity of indoor units connected must be between 7.5 kW and 15.5 kW.
*1: For Model 22, only wall-mounted indoor units are connectable.

5-unit Multi-split Combination Table–Heating

5-unit Multi-split heating

AOHG36KBTA5	Combination of Indoor Units					Heating Operation										
						Heating Capacity						Input Power (Min. - Max.)	COP	Seasonal Data		
						Unit 1	Unit 2	Unit 3	Unit 4	Unit 5	Total Capacity (Min. - Max.)			Pdesign	SCOP	Energy efficiency
						kW	kW	kW	kW	kW	kW	kW		kW		
2-unit connection	7	24	-	-	-	2.39	8.21	-	-	-	10.60 (3.5-12.0)	2.65 (0.25-3.25)	4.00	7.0	4.3	A+
	9	22	-	-	-	3.00	7.20	-	-	-	10.20 (3.5-12.0)	2.52 (0.25-3.25)	4.04	6.8	4.3	A+
	9	24	-	-	-	2.89	7.71	-	-	-	10.60 (3.5-12.0)	2.65 (0.25-3.25)	4.00	7.0	4.3	A+
	12	22	-	-	-	3.74	6.86	-	-	-	10.60 (3.5-12.0)	2.65 (0.25-3.25)	4.00	7.0	4.3	A+
	12	24	-	-	-	3.53	7.07	-	-	-	10.60 (3.5-12.0)	2.65 (0.25-3.25)	4.00	7.0	4.3	A+
	14	22	-	-	-	4.12	6.48	-	-	-	10.60 (3.5-12.0)	2.65 (0.25-3.25)	4.00	7.0	4.3	A+
	14	24	-	-	-	3.91	6.69	-	-	-	10.60 (3.5-12.0)	2.65 (0.25-3.25)	4.00	7.0	4.3	A+
	18	18	-	-	-	5.30	5.30	-	-	-	10.60 (3.5-12.0)	2.65 (0.25-3.25)	4.00	7.0	4.3	A+
	18	22	-	-	-	4.77	5.83	-	-	-	10.60 (3.5-12.0)	2.65 (0.25-3.25)	4.00	7.0	4.3	A+
	18	24	-	-	-	4.54	6.06	-	-	-	10.60 (3.5-12.0)	2.65 (0.25-3.25)	4.00	7.0	4.3	A+
	22	22	-	-	-	5.30	5.30	-	-	-	10.60 (3.5-12.0)	2.65 (0.25-3.25)	4.00	7.0	4.3	A+
	22	24	-	-	-	5.07	5.53	-	-	-	10.60 (3.5-12.0)	2.65 (0.25-3.25)	4.00	7.0	4.3	A+
	24	24	-	-	-	5.30	5.30	-	-	-	10.60 (3.5-12.0)	2.65 (0.25-3.25)	4.00	7.0	4.3	A+
3-unit connection	7	7	14	-	-	2.40	2.40	4.80	-	-	9.60 (3.5-11.2)	2.25 (0.25-2.87)	4.26	6.5	4.5	A+
	7	7	18	-	-	2.32	2.32	5.96	-	-	10.60 (3.5-12.0)	2.54 (0.25-3.25)	4.18	7.0	4.4	A+
	7	7	22	-	-	2.06	2.06	6.48	-	-	10.60 (3.5-12.0)	2.54 (0.25-3.25)	4.18	7.0	4.4	A+
	7	7	24	-	-	1.95	1.95	6.70	-	-	10.60 (3.5-12.0)	2.54 (0.25-3.25)	4.18	7.0	4.4	A+
	7	9	12	-	-	2.40	3.00	4.20	-	-	9.60 (3.5-11.2)	2.25 (0.25-2.87)	4.26	6.5	4.5	A+
	7	9	14	-	-	2.40	3.00	4.80	-	-	10.20 (3.5-12.0)	2.42 (0.25-3.25)	4.21	6.8	4.4	A+
	7	9	18	-	-	2.18	2.81	5.61	-	-	10.60 (3.5-12.0)	2.54 (0.25-3.25)	4.18	7.0	4.4	A+
	7	9	22	-	-	1.95	2.51	6.14	-	-	10.60 (3.5-12.0)	2.54 (0.25-3.25)	4.18	7.0	4.4	A+
	7	9	24	-	-	1.85	2.39	6.36	-	-	10.60 (3.5-12.0)	2.54 (0.25-3.25)	4.18	7.0	4.4	A+
	7	12	12	-	-	2.40	4.10	4.10	-	-	10.60 (3.5-12.0)	2.54 (0.25-3.25)	4.18	7.0	4.4	A+
	7	12	14	-	-	2.25	3.85	4.50	-	-	10.60 (3.5-12.0)	2.54 (0.25-3.25)	4.18	7.0	4.4	A+
	7	12	18	-	-	2.00	3.44	5.16	-	-	10.60 (3.5-12.0)	2.54 (0.25-3.25)	4.18	7.0	4.4	A+
	7	12	22	-	-	1.81	3.10	5.69	-	-	10.60 (3.5-12.0)	2.54 (0.25-3.25)	4.18	7.0	4.4	A+
	7	12	24	-	-	1.72	2.96	5.92	-	-	10.60 (3.5-12.0)	2.54 (0.25-3.25)	4.18	7.0	4.4	A+
	7	14	14	-	-	2.12	4.24	4.24	-	-	10.60 (3.5-12.0)	2.54 (0.25-3.25)	4.18	7.0	4.4	A+
	7	14	18	-	-	1.90	3.81	4.89	-	-	10.60 (3.5-12.0)	2.54 (0.25-3.25)	4.18	7.0	4.4	A+
	7	14	22	-	-	1.73	3.45	5.42	-	-	10.60 (3.5-12.0)	2.54 (0.25-3.25)	4.18	7.0	4.4	A+
	7	14	24	-	-	1.65	3.30	5.65	-	-	10.60 (3.5-12.0)	2.54 (0.25-3.25)	4.18	7.0	4.4	A+
	7	18	18	-	-	1.72	4.44	4.44	-	-	10.60 (3.5-12.0)	2.54 (0.25-3.25)	4.18	7.0	4.4	A+
	7	18	22	-	-	1.58	4.06	4.96	-	-	10.60 (3.5-12.0)	2.54 (0.25-3.25)	4.18	7.0	4.4	A+
	7	18	24	-	-	1.51	3.89	5.20	-	-	10.60 (3.5-12.0)	2.54 (0.25-3.25)	4.18	7.0	4.4	A+
	9	9	9	-	-	3.00	3.00	3.00	-	-	9.00 (3.5-10.8)	2.09 (0.25-2.70)	4.31	6.0	4.5	A+
	9	9	12	-	-	3.00	3.00	4.20	-	-	10.20 (3.5-12.0)	2.42 (0.25-3.25)	4.21	6.8	4.4	A+
	9	9	14	-	-	2.98	2.98	4.64	-	-	10.60 (3.5-12.0)	2.54 (0.25-3.25)	4.18	7.0	4.4	A+
	9	9	18	-	-	2.65	2.65	5.30	-	-	10.60 (3.5-12.0)	2.54 (0.25-3.25)	4.18	7.0	4.4	A+
	9	9	22	-	-	2.39	2.39	5.82	-	-	10.60 (3.5-12.0)	2.54 (0.25-3.25)	4.18	7.0	4.4	A+
	9	9	24	-	-	2.27	2.27	6.06	-	-	10.60 (3.5-12.0)	2.54 (0.25-3.25)	4.18	7.0	4.4	A+
	9	12	12	-	-	2.90	3.85	3.85	-	-	10.60 (3.5-12.0)	2.54 (0.25-3.25)	4.18	7.0	4.4	A+
	9	12	14	-	-	2.73	3.63	4.24	-	-	10.60 (3.5-12.0)	2.54 (0.25-3.25)	4.18	7.0	4.4	A+
	9	12	18	-	-	2.45	3.26	4.89	-	-	10.60 (3.5-12.0)	2.54 (0.25-3.25)	4.18	7.0	4.4	A+
	9	12	22	-	-	2.22	2.96	5.42	-	-	10.60 (3.5-12.0)	2.54 (0.25-3.25)	4.18	7.0	4.4	A+
	9	12	24	-	-	2.12	2.83	5.65	-	-	10.60 (3.5-12.0)	2.54 (0.25-3.25)	4.18	7.0	4.4	A+
	9	14	14	-	-	2.58	4.01	4.01	-	-	10.60 (3.5-12.0)	2.54 (0.25-3.25)	4.18	7.0	4.4	A+
	9	14	18	-	-	2.33	3.62	4.65	-	-	10.60 (3.5-12.0)	2.54 (0.25-3.25)	4.18	7.0	4.4	A+
	9	14	22	-	-	2.12	3.30	5.18	-	-	10.60 (3.5-12.0)	2.54 (0.25-3.25)	4.18	7.0	4.4	A+
	9	14	24	-	-	2.03	3.16	5.41	-	-	10.60 (3.5-12.0)	2.54 (0.25-3.25)	4.18	7.0	4.4	A+
	9	18	18	-	-	2.12	4.24	4.24	-	-	10.60 (3.5-12.0)	2.54 (0.25-3.25)	4.18	7.0	4.4	A+
	9	18	22	-	-	1.95	3.89	4.76	-	-	10.60 (3.5-12.0)	2.54 (0.25-3.25)	4.18	7.0	4.4	A+
	9	18	24	-	-	1.87	3.74	4.99	-	-	10.60 (3.5-12.0)	2.54 (0.25-3.25)	4.18	7.0	4.4	A+
	12	12	12	-	-	3.53	3.53	3.53	-	-	10.60 (3.5-12.0)	2.54 (0.25-3.25)	4.18	7.0	4.4	A+
	12	12	14	-	-	3.35	3.35	3.90	-	-	10.60 (3.5-12.0)	2.54 (0.25-3.25)	4.18	7.0	4.4	A+
	12	12	18	-	-	3.03	3.03	4.54	-	-	10.60 (3.5-12.0)	2.54 (0.25-3.25)	4.18	7.0	4.4	A+
	12	12	22	-	-	2.77	2.77	5.06	-	-	10.60 (3.5-12.0)	2.54 (0.25-3.25)	4.18	7.0	4.4	A+
	12	12	24	-	-	2.65	2.65	5.30	-	-	10.60 (3.5-12.0)	2.54 (0.25-3.25)	4.18	7.0	4.4	A+
	12	14	14	-	-	3.18	3.71	3.71	-	-	10.60 (3.5-12.0)	2.54 (0.25-3.25)	4.18	7.0	4.4	A+
	12	14	18	-	-	2.89	3.37	4.34	-	-	10.60 (3.5-12.0)	2.54 (0.25-3.25)	4.18	7.0	4.4	A+
	12	14	22	-	-	2.65	3.09	4.86	-	-	10.60 (3.5-12.0)	2.54 (0.25-3.25)	4.18	7.0	4.4	A+
	12	14	24	-	-	2.54	2.97	5.09	-	-	10.60 (3.5-12.0)	2.54 (0.25-3.25)	4.18	7.0	4.4	A+
	12	18	18	-	-	2.64	3.98	3.98	-	-	10.60 (3.5-12.0)	2.54 (0.25-3.25)	4.18	7.0	4.4	A+
	12	18	22	-	-	2.45	3.67	4.48	-	-	10.60 (3.5-12.0)	2.54 (0.25-3.25)	4.18	7.0	4.4	A+
	12	18	24	-	-	2.36	3.53	4.71	-	-	10.60 (3.5-12.0)	2.54 (0.25-3.25)	4.18	7.0	4.4	A+
	14	14	14	-	-	3.53	3.53	3.53	-	-	10.60 (3.5-12.0)	2.54 (0.25-3.25)	4.18	7.0	4.4	A+
	14	14	18	-	-	3.23	3.23	4.14	-	-	10.60 (3.5-12.0)	2.54 (0.25-3.25)	4.18	7.0	4.4	A+
	14	14	22	-	-	2.97	2.97	4.66	-	-	10.60 (3.5-12.0)	2.54 (0.25-3.25)	4.18	7.0	4.4	A+
	14	14	24	-	-	2.85	2.85	4.90	-	-	10.60 (3.5-12.0)	2.54 (0.25-3.25)	4.18	7.0	4.4	A+
	14	18	18	-	-	2.96	3.82	3.82	-	-	10.60 (3.5-12.0)	2.54 (0.25-3.25)	4.18	7.0	4.4	A+
	18	18	18	-	-	3.53	3.53	3.53	-	-	10.60 (3.5-12.0)	2.54 (0.25-3.25)	4.18	7.0	4.4	A+
4-unit connection	7	7	7	7	-	2.40	2.40	2.40	2.40	-	9.60 (3.5-11.2)	2.17 (0.25-2.87)	4.42	6.5	4.6	A++
	7	7	7	9	-	2.40	2.40	2.40	3.00	-	10.20 (3.5-12.0)	2.33 (0.25-3.25)	4.37	6.8	4.5	A+
	7	7	7	12	-	2.25	2.25	2.25	3.85	-	10.60 (3.5-12.0)	2.44 (0.25-3.25)	4.34	7.0	4.5	A+
	7	7	7	14	-	2.12	2.12	2.12	4.24	-	10.60 (3.5-12.0)	2.44 (0.25-3.25)	4.34	7.0	4.5	A+
	7	7	7	18	-	1.90	1.90	1.90	4.90	-	10.60 (3.5-12.0)	2.44 (0.25-3.25)	4.34	7.0	4.5	A+
	7	7	7	22	-	1.73	1.73	1.73	5.41	-	10.60 (3.5-12.0)	2.44 (0.25-3.25)	4.34	7.0	4.5	A+
	7	7	7	24	-	1.65	1.65	1.65	5.65	-	10.60 (3.5-12.0)	2.44 (0.25-3.25)	4.34	7.0	4.5	A+
	7	7	9	9	-	2.32	2.32	2.98	2.98	-	10.60 (3.5-12.0)	2.44 (0.25-3.25)	4.34	7.0	4.5	A+
	7	7	9	12	-	2.12	2.12	2.73	3.63	-	10.60 (3.5-12.0)	2.44 (0.25-3.25)	4.34	7.0	4.5	A+
	7	7	9	14	-	2.01	2.01	2.57	4.01	-	10.60 (3.5-12.0)	2.44 (0.25-3.25)	4.34	7.0	4.5	A+
	7	7	9	18	-	1.81	1.81	2.33	4.65	-	10.60 (3.5-12.0)	2.44 (0.25-3.25)	4.34	7.0	4.5	A+
	7	7	9	22	-	1.65	1.65	2.12	5.18	-	10.60 (3.5-12.0)	2.44 (0.25-3.25)	4.34	7.0	4.5	A+
	7	7	9	24	-	1.58	1.58	2.03	5.41	-	10.60 (3.5-12.0)	2.44 (0.25-3.25)	4.34	7.0	4.5	A+
	7	7	12	12	-	1.95	1.95	3.35	3.35	-	10.60 (3.5-12.0)	2.44 (0.25-3.25)	4.34	7.0	4.5	A+
	7	7	12	14	-	1.86	1.86	3.17	3.71	-	10.60 (3.5-12.0)	2.44 (0.25-3.25)	4.34	7.0	4.5	A+
	7	7	12	18	-	1.69	1.69	2.88	4.34	-	10.60 (3.5-12.0)	2.44 (0.25-3.25)	4.34	7.0	4.5	A+
	7	7	12	22	-	1.55	1.55	2.64	4.86	-	10.60 (3.5-12.0)	2.44 (0.25-3.25)	4.34	7.0	4.5	A+
	7	7	12	24	-	1.48	1.48	2.54	5.10	-	10.60 (3.5-12.0)	2.44 (0.25-3.25)	4.34	7.0	4.5	A+
	7	7	14	14	-	1.77	1.77	3.53	3.53	-	10.60 (3.5-12.0)	2.44 (0.25-3.25)	4.34	7.0	4.5	A+
	7	7	14	18	-	1.61	1.61	3.23	4.15	-	10.60 (3.5-12.0)	2.44 (0.25-3.25)	4.34	7.0	4.5	A+
	7	7	14	22	-	1.48	1.48	2.97	4.67	-	10.60 (3.5-12.0)	2.44 (0.25-3.25)	4.34	7.0	4.5	A+
	7	7	14	24	-	1.43	1.43	2.85	4.89	-	10.60 (3.5-12.0)	2.44 (0.25-3.25)	4.34	7.0	4.5	A+
	7	7	18	18	-	1.48	1.48	3.82	3.82	-	10.60 (3.5-12.0)	2.44 (0.25-3.25)	4.34	7.0	4.5	A+
	7	9	9	9	-	2.17	2.81	2.81	2.81	-	10.60 (3.5-12.0)	2.44 (0.25-3.25)	4.34	7.0	4.5	A+
	7	9	9	12	-	2.00	2.58	2.58	3.44	-	10.60 (3.5-12.0)	2.44 (0.25-3.25)	4.34	7.0	4.5	A+
	7	9	9	14	-	1.89	2.45	2.45	3.81	-	10.60 (3.5-12.0)	2.44 (0.25-3.25)	4.34	7.0	4.5	A+
	7	9	9	18	-	1.72	2.22	2.22	4.44	-	10.60 (3.5-12.0)	2.44 (0.25-3.25)	4.34	7.0	4.5	A+
	7	9	9	22	-	1.58	2.03	2.03	4.96	-	10.60 (3.5-12.0)	2.44 (0.25-3.25)	4.34	7.0	4.5	A+
	7	9	9	24	-	1.51	1.95	1.95	5.19	-	10.60 (3.5-12.0)	2.44 (0.25-3.25)	4.34	7.0	4.5	A+
	7	9	12	12	-	1.85	2.39	3.18	3.18	-	10.60 (3.5-12.0)	2.44 (0.25-3.25)	4.34	7.0	4.5	A+
	7	9	12	14	-	1.77	2.27	3.03	3.53	-	10.60 (3.5-12.0)	2.44 (0.25-3.25)	4.34	7.0	4.5	A+
	7	9	12	18	-	1.61	2.07	2.77	4.15	-	10.60 (3.5-12.0)	2.44 (0.25-3.25)	4.34	7.0	4.5	A+
	7	9	12	22	-	1.48	1.91	2.54	4.67	-	10.60 (3.5-12.0)	2.44 (0.25-3.25)	4.34	7.0	4.5	A+
	7	9	12	24	-	1.43	1.83	2.45	4.89	-	10.60 (3.5-12.0)	2.44 (0.25-3.25)	4.34	7.0	4.5	A+
	7	9	14	14	-	1.69	2.17	3.37	3.37	-	10.60 (3.5-12.0)	2.44 (0.25-3.25)	4.34	7.0	4.5	A+
	7	9	14	18	-	1.54	1.99	3.09	3.98	-	10.60 (3.5-12.0)	2.44 (0.25-3.25)	4.34	7.0	4.5	A+
	7	9	14	22	-	1.43	1.83	2.85	4.49	-	10.60 (3.5-12.0)	2.44 (0.25-3.25)	4.34	7.0	4.5	A+
	7	9	14	24	-	1.37	1.77	2.75	4.71	-	10.60 (3.5-12.0)	2.44 (0.25-3.25)	4.34	7.0	4.5	A+
	7	9	18	18	-	1.43	1.83	3.67	3.67	-	10.60 (3.5-12.0)	2.44 (0.25-3.25)	4.34	7.0	4.5	A+
	7	12	12	12	-	1.72	2.96	2.96	2.96	-	10.60 (3.5-12.0)	2.44 (0.25-3.25)	4.34	7.0	4.5	A+
	7	12	12	14	-	1.64	2.83	2.83	3.30	-	10.60 (3.5-12.0)	2.44 (0.25-3.25)	4.34	7.0	4.5	A+
	7	12	12	18	-	1.51	2.60	2.60	3.89	-	10.60 (3.5-12.0)	2.44 (0.25-3.25)	4.34	7.0	4.5	A+
	7	12	14	14	-	1.57	2.71	3.16	3.16	-	10.60 (3.5-12.0)	2.44 (0.25-3.25)	4.34	7.0	4.5	A+
	7	12	14	18	-	1.45	2.49	2.91	3.75	-	10.60 (3.5-12.0)	2.44 (0.25-3.25)	4.34	7.0	4.5	A+
	7	14	14	14	-	1.51	3.03	3.03	3.03	-	10.60 (3.5-12.0)	2.44 (0.25-3.25)	4.34	7.0	4.5	A+

5-unit Multi-split heating

AOHG36KBTA5	Combination of Indoor Units					Heating Operation										
						Heating Capacity						Input Power (Min. - Max.)	COP	Seasonal Data		
						Unit 1	Unit 2	Unit 3	Unit 4	Unit 5	Total Capacity (Min. - Max.)			Pdesign	SCOP	Energy efficiency
						kW	kW	kW	kW	kW	kW	kW		kW		
4-unit connection	7	14	14	18	-	1.40	2.80	2.80	3.60	-	10.60 (3.5-12.0)	2.44 (0.25-3.25)	4.34	7.0	4.5	A+
	9	9	9	9	-	2.65	2.65	2.65	2.65	-	10.60 (3.5-12.0)	2.44 (0.25-3.25)	4.34	7.0	4.5	A+
	9	9	9	12	-	2.45	2.45	2.45	3.25	-	10.60 (3.5-12.0)	2.44 (0.25-3.25)	4.34	7.0	4.5	A+
	9	9	9	14	-	2.33	2.33	2.33	3.61	-	10.60 (3.5-12.0)	2.44 (0.25-3.25)	4.34	7.0	4.5	A+
	9	9	9	18	-	2.12	2.12	2.12	4.24	-	10.60 (3.5-12.0)	2.44 (0.25-3.25)	4.34	7.0	4.5	A+
	9	9	9	22	-	1.95	1.95	1.95	4.75	-	10.60 (3.5-12.0)	2.44 (0.25-3.25)	4.34	7.0	4.5	A+
	9	9	9	24	-	1.87	1.87	1.87	4.99	-	10.60 (3.5-12.0)	2.44 (0.25-3.25)	4.34	7.0	4.5	A+
	9	9	12	12	-	2.27	2.27	3.03	3.03	-	10.60 (3.5-12.0)	2.44 (0.25-3.25)	4.34	7.0	4.5	A+
	9	9	12	14	-	2.17	2.17	2.89	3.37	-	10.60 (3.5-12.0)	2.44 (0.25-3.25)	4.34	7.0	4.5	A+
	9	9	12	18	-	1.99	1.99	2.64	3.98	-	10.60 (3.5-12.0)	2.44 (0.25-3.25)	4.34	7.0	4.5	A+
	9	9	12	22	-	1.83	1.83	2.45	4.49	-	10.60 (3.5-12.0)	2.44 (0.25-3.25)	4.34	7.0	4.5	A+
	9	9	12	24	-	1.77	1.77	2.35	4.71	-	10.60 (3.5-12.0)	2.44 (0.25-3.25)	4.34	7.0	4.5	A+
	9	9	14	14	-	2.07	2.07	3.23	3.23	-	10.60 (3.5-12.0)	2.44 (0.25-3.25)	4.34	7.0	4.5	A+
	9	9	14	18	-	1.91	1.91	2.96	3.82	-	10.60 (3.5-12.0)	2.44 (0.25-3.25)	4.34	7.0	4.5	A+
	9	9	18	18	-	1.77	1.77	3.53	3.53	-	10.60 (3.5-12.0)	2.44 (0.25-3.25)	4.34	7.0	4.5	A+
	9	12	12	12	-	2.11	2.83	2.83	2.83	-	10.60 (3.5-12.0)	2.44 (0.25-3.25)	4.34	7.0	4.5	A+
	9	12	12	14	-	2.02	2.71	2.71	3.16	-	10.60 (3.5-12.0)	2.44 (0.25-3.25)	4.34	7.0	4.5	A+
	9	12	12	18	-	1.87	2.49	2.49	3.75	-	10.60 (3.5-12.0)	2.44 (0.25-3.25)	4.34	7.0	4.5	A+
	9	12	14	14	-	1.94	2.60	3.03	3.03	-	10.60 (3.5-12.0)	2.44 (0.25-3.25)	4.34	7.0	4.5	A+
	9	12	14	18	-	1.80	2.40	2.80	3.60	-	10.60 (3.5-12.0)	2.44 (0.25-3.25)	4.34	7.0	4.5	A+
	9	14	14	14	-	1.87	2.91	2.91	2.91	-	10.60 (3.5-12.0)	2.44 (0.25-3.25)	4.34	7.0	4.5	A+
	12	12	12	12	-	2.65	2.65	2.65	2.65	-	10.60 (3.5-12.0)	2.44 (0.25-3.25)	4.34	7.0	4.5	A+
	12	12	12	14	-	2.54	2.54	2.54	2.98	-	10.60 (3.5-12.0)	2.44 (0.25-3.25)	4.34	7.0	4.5	A+
	12	12	12	18	-	2.36	2.36	2.36	3.52	-	10.60 (3.5-12.0)	2.44 (0.25-3.25)	4.34	7.0	4.5	A+
	12	12	14	14	-	2.45	2.45	2.85	2.85	-	10.60 (3.5-12.0)	2.44 (0.25-3.25)	4.34	7.0	4.5	A+
	12	14	14	14	-	2.35	2.75	2.75	2.75	-	10.60 (3.5-12.0)	2.44 (0.25-3.25)	4.34	7.0	4.5	A+
5-unit connection	7	7	7	7	7	2.12	2.12	2.12	2.12	2.12	10.60 (3.5-12.0)	2.36 (0.25-3.25)	4.50	7.0	4.6	A++
	7	7	7	7	9	2.01	2.01	2.01	2.01	2.56	10.60 (3.5-12.0)	2.36 (0.25-3.25)	4.50	7.0	4.6	A++
	7	7	7	7	12	1.86	1.86	1.86	1.86	3.16	10.60 (3.5-12.0)	2.36 (0.25-3.25)	4.50	7.0	4.6	A++
	7	7	7	7	14	1.77	1.77	1.77	1.77	3.52	10.60 (3.5-12.0)	2.36 (0.25-3.25)	4.50	7.0	4.6	A++
	7	7	7	7	18	1.61	1.61	1.61	1.61	4.16	10.60 (3.5-12.0)	2.36 (0.25-3.25)	4.50	7.0	4.6	A++
	7	7	7	7	22 *1	1.48	1.48	1.48	1.48	4.68	10.60 (3.5-12.0)	2.36 (0.25-3.25)	4.50	7.0	4.6	A++
	7	7	7	7	24	1.43	1.43	1.43	1.43	4.88	10.60 (3.5-12.0)	2.36 (0.25-3.25)	4.50	7.0	4.6	A++
	7	7	7	9	9	1.90	1.90	1.90	2.45	2.45	10.60 (3.5-12.0)	2.36 (0.25-3.25)	4.50	7.0	4.6	A++
	7	7	7	9	12	1.77	1.77	1.77	2.26	3.03	10.60 (3.5-12.0)	2.36 (0.25-3.25)	4.50	7.0	4.6	A++
	7	7	7	9	14	1.69	1.69	1.69	2.16	3.37	10.60 (3.5-12.0)	2.36 (0.25-3.25)	4.50	7.0	4.6	A++
	7	7	7	9	18	1.55	1.55	1.55	1.99	3.96	10.60 (3.5-12.0)	2.36 (0.25-3.25)	4.50	7.0	4.6	A++
	7	7	7	9	22 *1	1.43	1.43	1.43	1.83	4.48	10.60 (3.5-12.0)	2.36 (0.25-3.25)	4.50	7.0	4.6	A++
	7	7	7	9	24	1.37	1.37	1.37	1.77	4.72	10.60 (3.5-12.0)	2.36 (0.25-3.25)	4.50	7.0	4.6	A++
	7	7	7	12	12	1.64	1.64	1.64	2.84	2.84	10.60 (3.5-12.0)	2.36 (0.25-3.25)	4.50	7.0	4.6	A++
	7	7	7	12	14	1.58	1.58	1.58	2.70	3.16	10.60 (3.5-12.0)	2.36 (0.25-3.25)	4.50	7.0	4.6	A++
	7	7	7	12	18	1.45	1.45	1.45	2.49	3.76	10.60 (3.5-12.0)	2.36 (0.25-3.25)	4.50	7.0	4.6	A++
	7	7	7	14	14	1.52	1.52	1.52	3.02	3.02	10.60 (3.5-12.0)	2.36 (0.25-3.25)	4.50	7.0	4.6	A++
	7	7	7	14	18	1.40	1.40	1.40	2.80	3.60	10.60 (3.5-12.0)	2.36 (0.25-3.25)	4.50	7.0	4.6	A++
	7	7	9	9	9	1.82	1.82	2.32	2.32	2.32	10.60 (3.5-12.0)	2.36 (0.25-3.25)	4.50	7.0	4.6	A++
	7	7	9	9	12	1.69	1.69	2.17	2.17	2.88	10.60 (3.5-12.0)	2.36 (0.25-3.25)	4.50	7.0	4.6	A++
	7	7	9	9	14	1.61	1.61	2.07	2.07	3.24	10.60 (3.5-12.0)	2.36 (0.25-3.25)	4.50	7.0	4.6	A++
	7	7	9	9	18	1.48	1.48	1.91	1.91	3.82	10.60 (3.5-12.0)	2.36 (0.25-3.25)	4.50	7.0	4.6	A++
	7	7	9	9	22 *1	1.37	1.37	1.77	1.77	4.32	10.60 (3.5-12.0)	2.36 (0.25-3.25)	4.50	7.0	4.6	A++
	7	7	9	12	12	1.58	1.58	2.02	2.71	2.71	10.60 (3.5-12.0)	2.36 (0.25-3.25)	4.50	7.0	4.6	A++
	7	7	9	12	14	1.51	1.51	1.95	2.60	3.03	10.60 (3.5-12.0)	2.36 (0.25-3.25)	4.50	7.0	4.6	A++
	7	7	9	12	18	1.40	1.40	1.80	2.40	3.60	10.60 (3.5-12.0)	2.36 (0.25-3.25)	4.50	7.0	4.6	A++
	7	7	9	14	14	1.45	1.45	1.88	2.91	2.91	10.60 (3.5-12.0)	2.36 (0.25-3.25)	4.50	7.0	4.6	A++
	7	7	12	12	12	1.49	1.49	2.54	2.54	2.54	10.60 (3.5-12.0)	2.36 (0.25-3.25)	4.50	7.0	4.6	A++
	7	7	12	12	14	1.43	1.43	2.45	2.45	2.84	10.60 (3.5-12.0)	2.36 (0.25-3.25)	4.50	7.0	4.6	A++
	7	7	12	14	14	1.37	1.37	2.36	2.75	2.75	10.60 (3.5-12.0)	2.36 (0.25-3.25)	4.50	7.0	4.6	A++
	7	9	9	9	9	1.72	2.22	2.22	2.22	2.22	10.60 (3.5-12.0)	2.36 (0.25-3.25)	4.50	7.0	4.6	A++
	7	9	9	9	12	1.61	2.07	2.07	2.07	2.78	10.60 (3.5-12.0)	2.36 (0.25-3.25)	4.50	7.0	4.6	A++
	7	9	9	9	14	1.54	1.99	1.99	1.99	3.09	10.60 (3.5-12.0)	2.36 (0.25-3.25)	4.50	7.0	4.6	A++
	7	9	9	9	18	1.43	1.83	1.83	1.83	3.68	10.60 (3.5-12.0)	2.36 (0.25-3.25)	4.50	7.0	4.6	A++
	7	9	9	12	12	1.50	1.95	1.95	2.60	2.60	10.60 (3.5-12.0)	2.36 (0.25-3.25)	4.50	7.0	4.6	A++
	7	9	9	12	14	1.45	1.87	1.87	2.49	2.92	10.60 (3.5-12.0)	2.36 (0.25-3.25)	4.50	7.0	4.6	A++
	7	9	9	14	14	1.40	1.80	1.80	2.80	2.80	10.60 (3.5-12.0)	2.36 (0.25-3.25)	4.50	7.0	4.6	A++
	7	9	12	12	12	1.42	1.83	2.45	2.45	2.45	10.60 (3.5-12.0)	2.36 (0.25-3.25)	4.50	7.0	4.6	A++
	7	9	12	12	14	1.36	1.77	2.36	2.36	2.75	10.60 (3.5-12.0)	2.36 (0.25-3.25)	4.50	7.0	4.6	A++
	9	9	9	9	9	2.12	2.12	2.12	2.12	2.12	10.60 (3.5-12.0)	2.36 (0.25-3.25)	4.50	7.0	4.6	A++
	9	9	9	9	12	1.99	1.99	1.99	1.99	2.64	10.60 (3.5-12.0)	2.36 (0.25-3.25)	4.50	7.0	4.6	A++
	9	9	9	9	14	1.91	1.91	1.91	1.91	2.96	10.60 (3.5-12.0)	2.36 (0.25-3.25)	4.50	7.0	4.6	A++
	9	9	9	9	18	1.77	1.77	1.77	1.77	3.52	10.60 (3.5-12.0)	2.36 (0.25-3.25)	4.50	7.0	4.6	A++
	9	9	9	12	12	1.88	1.88	1.88	2.48	2.48	10.60 (3.5-12.0)	2.36 (0.25-3.25)	4.50	7.0	4.6	A++
	9	9	9	12	14	1.80	1.80	1.80	2.40	2.80	10.60 (3.5-12.0)	2.36 (0.25-3.25)	4.50	7.0	4.6	A++
	9	9	12	12	12	1.76	1.76	2.36	2.36	2.36	10.60 (3.5-12.0)	2.36 (0.25-3.25)	4.50	7.0	4.6	A++

Notes: •7: 7000 Btu/h/9: 9000 Btu/h/12: 12000 Btu/h/14: 14000 Btu/h/18: 18000 Btu/h/22: 22000 Btu/h/24: 24000 Btu/h models
•The above specifications apply when connected with a wall-mounted unit.
•2 or more indoor units should be connected.
•Heating capacity is determined based on 20°CDB (indoor temperature) and 7°CDB/6°CWB (outdoor temperature).
•Pipe Length: 5 m, Height difference: 0 m (Outdoor unit to Indoor unit)
•Total capacity of indoor units connected must be between 7.5 kW and 15.5 kW.
*1: For Model 22, only wall-mounted indoor units are connectable.

6-unit Multi-split Combination Table–Cooling

6-unit Multi-split cooling

AOHG45LBLA6	Combination of Indoor Units						Cooling Operation								
							Cooling Capacity							Input Power (Min. - Max.)	EER
							Unit 1	Unit 2	Unit 3	Unit 4	Unit 5	Unit 6	Total Capacity (Min. - Max.)		
							kW	kW	kW	kW	kW	kW	kW	kW	
2-unit connection	12	24	-	-	-	-	3.50	7.00	-	-	-	-	10.5 (3.5-11.5)	3.06 (0.8-3.32)	3.43
	14	24	-	-	-	-	4.00	7.00	-	-	-	-	11.0 (3.5-12.1)	3.28 (0.8-3.70)	3.35
	18	18	-	-	-	-	5.00	5.00	-	-	-	-	10.0 (3.5-11.5)	2.92 (0.8-3.32)	3.42
	18	24	-	-	-	-	5.00	7.00	-	-	-	-	12.0 (3.5-13.4)	3.75 (0.8-4.46)	3.20
	24	24	-	-	-	-	6.25	6.25	-	-	-	-	12.5 (3.5-14.0)	4.01 (0.8-4.84)	3.12
3-unit connection	7	7	24	-	-	-	2.00	2.00	7.00	-	-	-	11.0 (3.5-12.1)	3.19 (0.8-3.70)	3.45
	7	9	18	-	-	-	2.00	2.50	5.00	-	-	-	9.5 (3.5-10.8)	2.55 (0.8-2.93)	3.73
	7	9	24	-	-	-	2.00	2.50	7.00	-	-	-	11.5 (3.5-12.7)	3.41 (0.8-4.08)	3.37
	7	12	18	-	-	-	2.00	3.50	5.00	-	-	-	10.5 (3.5-11.8)	3.02 (0.8-3.51)	3.48
	7	12	24	-	-	-	2.00	3.50	6.90	-	-	-	12.4 (3.5-13.7)	3.82 (0.8-4.65)	3.25
	7	14	14	-	-	-	2.00	4.00	4.00	-	-	-	10.0 (3.5-11.1)	2.81 (0.8-3.13)	3.56
	7	14	18	-	-	-	2.00	4.00	5.00	-	-	-	11.0 (3.5-12.4)	3.23 (0.8-3.89)	3.41
	7	14	24	-	-	-	1.94	3.89	6.67	-	-	-	12.5 (3.5-14.0)	3.89 (0.8-4.84)	3.21
	7	18	18	-	-	-	2.00	5.00	5.00	-	-	-	12.0 (3.5-13.7)	3.69 (0.8-4.65)	3.25
	7	18	24	-	-	-	1.79	4.59	6.12	-	-	-	12.5 (3.5-14.0)	3.87 (0.8-4.84)	3.23
	7	24	24	-	-	-	1.60	5.45	5.45	-	-	-	12.5 (3.5-14.0)	3.83 (0.8-4.84)	3.26
	9	9	18	-	-	-	2.50	2.50	5.00	-	-	-	10.0 (3.5-11.5)	2.84 (0.8-3.32)	3.52
	9	9	24	-	-	-	2.50	2.50	7.00	-	-	-	12.0 (3.5-13.4)	3.65 (0.8-4.46)	3.29
	9	12	14	-	-	-	2.50	3.50	4.00	-	-	-	10.0 (3.5-11.1)	2.81 (0.8-3.13)	3.56
	9	12	18	-	-	-	2.50	3.50	5.00	-	-	-	11.0 (3.5-12.4)	3.23 (0.8-3.89)	3.41
	9	12	24	-	-	-	2.50	3.33	6.67	-	-	-	12.5 (3.5-14.0)	3.89 (0.8-4.84)	3.21
	9	14	14	-	-	-	2.50	4.00	4.00	-	-	-	10.5 (3.5-11.8)	3.02 (0.8-3.51)	3.48
	9	14	18	-	-	-	2.50	4.00	5.00	-	-	-	11.5 (3.5-13.0)	3.45 (0.8-4.27)	3.33
	9	14	24	-	-	-	2.40	3.72	6.38	-	-	-	12.5 (3.5-14.0)	3.88 (0.8-4.84)	3.22
	9	18	18	-	-	-	2.50	5.00	5.00	-	-	-	12.5 (3.5-14.0)	3.89 (0.8-4.84)	3.21
	9	18	24	-	-	-	2.21	4.41	5.88	-	-	-	12.5 (3.5-14.0)	3.86 (0.8-4.84)	3.24
	9	24	24	-	-	-	1.98	5.26	5.26	-	-	-	12.5 (3.5-14.0)	3.82 (0.8-4.84)	3.27
	12	12	12	-	-	-	3.50	3.50	3.50	-	-	-	10.5 (3.5-11.5)	2.98 (0.8-3.32)	3.52
	12	12	14	-	-	-	3.50	3.50	4.00	-	-	-	11.0 (3.5-12.1)	3.19 (0.8-3.70)	3.45
	12	12	18	-	-	-	3.50	3.50	5.00	-	-	-	12.0 (3.5-13.4)	3.65 (0.8-4.46)	3.29
	12	12	24	-	-	-	3.13	3.13	6.24	-	-	-	12.5 (3.5-14.0)	3.87 (0.8-4.84)	3.23
	12	14	14	-	-	-	3.50	4.00	4.00	-	-	-	11.5 (3.5-12.7)	3.41 (0.8-4.08)	3.37
	12	14	18	-	-	-	3.50	4.00	5.00	-	-	-	12.5 (3.5-14.0)	3.89 (0.8-4.84)	3.21
	12	14	24	-	-	-	3.00	3.50	6.00	-	-	-	12.5 (3.5-14.0)	3.86 (0.8-4.84)	3.24
	12	18	18	-	-	-	3.12	4.69	4.69	-	-	-	12.5 (3.5-14.0)	3.87 (0.8-4.84)	3.23
	12	18	24	-	-	-	2.78	4.17	5.55	-	-	-	12.5 (3.5-14.0)	3.85 (0.8-4.84)	3.25
	12	24	24	-	-	-	2.50	5.00	5.00	-	-	-	12.5 (3.5-14.0)	3.81 (0.8-4.84)	3.28
	14	14	14	-	-	-	4.00	4.00	4.00	-	-	-	12.0 (3.5-13.4)	3.65 (0.8-4.46)	3.29
	14	14	18	-	-	-	3.80	3.80	4.90	-	-	-	12.5 (3.5-14.0)	3.88 (0.8-4.84)	3.22
	14	14	24	-	-	-	3.37	3.37	5.76	-	-	-	12.5 (3.5-14.0)	3.85 (0.8-4.84)	3.25
	14	18	18	-	-	-	3.50	4.50	4.50	-	-	-	12.5 (3.5-14.0)	3.86 (0.8-4.84)	3.24
	14	18	24	-	-	-	3.13	4.02	5.35	-	-	-	12.5 (3.5-14.0)	3.83 (0.8-4.84)	3.26
	14	24	24	-	-	-	2.82	4.84	4.84	-	-	-	12.5 (3.5-14.0)	3.80 (0.8-4.84)	3.29
	18	18	18	-	-	-	4.17	4.17	4.17	-	-	-	12.5 (3.5-14.0)	3.85 (0.8-4.84)	3.25
	18	18	24	-	-	-	3.75	3.75	5.00	-	-	-	12.5 (3.5-14.0)	3.81 (0.8-4.84)	3.28
4-unit connection	7	7	7	14	-	-	2.00	2.00	2.00	4.00	-	-	10.0 (3.5-11.1)	2.50 (0.8-3.13)	4.00
	7	7	7	18	-	-	2.00	2.00	2.00	5.00	-	-	11.0 (3.5-12.4)	3.06 (0.8-3.89)	3.59
	7	7	7	24	-	-	1.94	1.94	1.94	6.68	-	-	12.5 (3.5-14.0)	3.77 (0.8-4.84)	3.32
	7	7	9	12	-	-	2.00	2.00	2.50	3.50	-	-	10.0 (3.5-11.1)	2.50 (0.8-3.13)	4.00
	7	7	9	14	-	-	2.00	2.00	2.50	4.00	-	-	10.5 (3.5-11.8)	2.79 (0.8-3.51)	3.76
	7	7	9	18	-	-	2.00	2.00	2.50	5.00	-	-	11.5 (3.5-13.0)	3.33 (0.8-4.27)	3.45
	7	7	9	24	-	-	1.86	1.86	2.39	6.39	-	-	12.5 (3.5-14.0)	3.75 (0.8-4.84)	3.33
	7	7	12	12	-	-	2.00	2.00	3.50	3.50	-	-	11.0 (3.5-12.1)	3.00 (0.8-3.70)	3.67
	7	7	12	14	-	-	2.00	2.00	3.50	4.00	-	-	11.5 (3.5-12.7)	3.27 (0.8-4.08)	3.52
	7	7	12	18	-	-	2.00	2.00	3.50	5.00	-	-	12.5 (3.5-14.0)	3.78 (0.8-4.84)	3.31
	7	7	12	24	-	-	1.75	1.75	3.00	6.00	-	-	12.5 (3.5-14.0)	3.74 (0.8-4.84)	3.34
	7	7	14	14	-	-	2.00	2.00	4.00	4.00	-	-	12.0 (3.5-13.4)	3.51 (0.8-4.46)	3.42
	7	7	14	18	-	-	1.90	1.90	3.80	4.90	-	-	12.5 (3.5-14.0)	3.77 (0.8-4.84)	3.32
	7	7	14	24	-	-	1.68	1.68	3.37	5.77	-	-	12.5 (3.5-14.0)	3.73 (0.8-4.84)	3.35
	7	7	18	18	-	-	1.75	1.75	4.50	4.50	-	-	12.5 (3.5-14.0)	3.74 (0.8-4.84)	3.34
	7	7	18	24	-	-	1.56	1.56	4.02	5.36	-	-	12.5 (3.5-14.0)	3.70 (0.8-4.84)	3.38
	7	7	24	24	-	-	1.41	1.41	4.84	4.84	-	-	12.5 (3.5-14.0)	3.67 (0.8-4.84)	3.41
	7	9	9	9	-	-	2.00	2.50	2.50	2.50	-	-	9.5 (3.5-10.8)	2.31 (0.8-2.93)	4.11
	7	9	9	12	-	-	2.00	2.50	2.50	3.50	-	-	10.5 (3.5-11.8)	2.79 (0.8-3.51)	3.76
	7	9	9	14	-	-	2.00	2.50	2.50	4.00	-	-	11.0 (3.5-12.4)	3.06 (0.8-3.89)	3.59
	7	9	9	18	-	-	2.00	2.50	2.50	5.00	-	-	12.0 (3.5-13.7)	3.57 (0.8-4.65)	3.36
	7	9	9	24	-	-	1.79	2.30	2.30	6.11	-	-	12.5 (3.5-14.0)	3.74 (0.8-4.84)	3.34
	7	9	12	12	-	-	2.00	2.50	3.50	3.50	-	-	11.5 (3.5-12.7)	3.27 (0.8-4.08)	3.52
	7	9	12	14	-	-	2.00	2.50	3.50	4.00	-	-	12.0 (3.5-13.4)	3.51 (0.8-4.46)	3.42
	7	9	12	18	-	-	1.90	2.45	3.26	4.89	-	-	12.5 (3.5-14.0)	3.77 (0.8-4.84)	3.32
	7	9	12	24	-	-	1.68	2.16	2.88	5.78	-	-	12.5 (3.5-14.0)	3.73 (0.8-4.84)	3.35
	7	9	14	14	-	-	2.00	2.50	4.00	4.00	-	-	12.5 (3.5-14.0)	3.78 (0.8-4.84)	3.31
	7	9	14	18	-	-	1.82	2.34	3.65	4.69	-	-	12.5 (3.5-14.0)	3.75 (0.8-4.84)	3.33
	7	9	14	24	-	-	1.62	2.08	3.24	5.56	-	-	12.5 (3.5-14.0)	3.71 (0.8-4.84)	3.37
	7	9	18	18	-	-	1.68	2.16	4.33	4.33	-	-	12.5 (3.5-14.0)	3.73 (0.8-4.84)	3.35
	7	9	18	24	-	-	1.51	1.94	3.88	5.17	-	-	12.5 (3.5-14.0)	3.69 (0.8-4.84)	3.39
	7	12	12	12	-	-	1.90	3.50	3.50	3.50	-	-	12.4 (3.5-13.7)	3.69 (0.8-4.65)	3.36
	7	12	12	14	-	-	1.94	3.33	3.33	3.90	-	-	12.5 (3.5-14.0)	3.77 (0.8-4.84)	3.32
	7	12	12	18	-	-	1.79	3.06	3.06	4.59	-	-	12.5 (3.5-14.0)	3.74 (0.8-4.84)	3.34
	7	12	12	24	-	-	1.59	2.73	2.73	5.45	-	-	12.5 (3.5-14.0)	3.71 (0.8-4.84)	3.37
	7	12	14	14	-	-	1.87	3.19	3.72	3.72	-	-	12.5 (3.5-14.0)	3.75 (0.8-4.84)	3.33
	7	12	14	18	-	-	1.72	2.94	3.43	4.41	-	-	12.5 (3.5-14.0)	3.73 (0.8-4.84)	3.35
	7	12	14	24	-	-	1.54	2.63	3.07	5.26	-	-	12.5 (3.5-14.0)	3.70 (0.8-4.84)	3.38
	7	12	18	18	-	-	1.59	2.73	4.09	4.09	-	-	12.5 (3.5-14.0)	3.71 (0.8-4.84)	3.37
	7	12	18	24	-	-	1.43	2.46	3.69	4.92	-	-	12.5 (3.5-14.0)	3.68 (0.8-4.84)	3.40
	7	14	14	14	-	-	1.79	3.57	3.57	3.57	-	-	12.5 (3.5-14.0)	3.74 (0.8-4.84)	3.34
	7	14	14	18	-	-	1.65	3.30	3.30	4.25	-	-	12.5 (3.5-14.0)	3.72 (0.8-4.84)	3.36
	7	14	14	24	-	-	1.48	2.97	2.97	5.08	-	-	12.5 (3.5-14.0)	3.69 (0.8-4.84)	3.39
	7	14	18	18	-	-	1.53	3.07	3.95	3.95	-	-	12.5 (3.5-14.0)	3.70 (0.8-4.84)	3.38
	7	18	18	18	-	-	1.43	3.69	3.69	3.69	-	-	12.5 (3.5-14.0)	3.68 (0.8-4.84)	3.40
	9	9	9	9	-	-	2.50	2.50	2.50	2.50	-	-	10.0 (3.5-11.5)	2.59 (0.8-3.32)	3.86
	9	9	9	12	-	-	2.50	2.50	2.50	3.50	-	-	11.0 (3.5-12.4)	3.06 (0.8-3.89)	3.59
	9	9	9	14	-	-	2.50	2.50	2.50	4.00	-	-	11.5 (3.5-13.0)	3.33 (0.8-4.27)	3.45
	9	9	9	18	-	-	2.50	2.50	2.50	5.00	-	-	12.5 (3.5-14.0)	3.77 (0.8-4.84)	3.32
	9	9	9	24	-	-	2.21	2.21	2.21	5.87	-	-	12.5 (3.5-14.0)	3.73 (0.8-4.84)	3.35
	9	9	12	12	-	-	2.50	2.50	3.50	3.50	-	-	12.0 (3.5-13.4)	3.51 (0.8-4.46)	3.42
	9	9	12	14	-	-	2.50	2.50	3.50	4.00	-	-	12.5 (3.5-14.0)	3.78 (0.8-4.84)	3.31
	9	9	12	18	-	-	2.34	2.34	3.13	4.69	-	-	12.5 (3.5-14.0)	3.75 (0.8-4.84)	3.33
	9	9	12	24	-	-	2.08	2.08	2.78	5.56	-	-	12.5 (3.5-14.0)	3.71 (0.8-4.84)	3.37
	9	9	14	14	-	-	2.45	2.45	3.80	3.80	-	-	12.5 (3.5-14.0)	3.77 (0.8-4.84)	3.32
	9	9	14	18	-	-	2.25	2.25	3.50	4.50	-	-	12.5 (3.5-14.0)	3.74 (0.8-4.84)	3.34
	9	9	14	24	-	-	2.01	2.01	3.13	5.35	-	-	12.5 (3.5-14.0)	3.70 (0.8-4.84)	3.38
	9	9	18	18	-	-	2.08	2.08	4.17	4.17	-	-	12.5 (3.5-14.0)	3.71 (0.8-4.84)	3.37
	9	9	18	24	-	-	1.88	1.88	3.75	4.99	-	-	12.5 (3.5-14.0)	3.68 (0.8-4.84)	3.40
	9	12	12	12	-	-	2.51	3.33	3.33	3.33	-	-	12.5 (3.5-14.0)	3.77 (0.8-4.84)	3.32
	9	12	12	14	-	-	2.39	3.19	3.19	3.73	-	-	12.5 (3.5-14.0)	3.75 (0.8-4.84)	3.33
	9	12	12	18	-	-	2.21	2.94	2.94	4.41	-	-	12.5 (3.5-14.0)	3.73 (0.8-4.84)	3.35
	9	12	12	24	-	-	1.97	2.63	2.63	5.27	-	-	12.5 (3.5-14.0)	3.70 (0.8-4.84)	3.38
	9	12	14	14	-	-	2.30	3.06	3.57	3.57	-	-	12.5 (3.5-14.0)	3.74 (0.8-4.84)	3.34
	9	12	14	18	-	-	2.12	2.83	3.30	4.25	-	-	12.5 (3.5-14.0)	3.72 (0.8-4.84)	3.36
	9	12	14	24	-	-	1.91	2.54	2.97	5.08	-	-	12.5 (3.5-14.0)	3.69 (0.8-4.84)	3.39
	9	12	18	18	-	-	1.97	2.63	3.95	3.95	-	-	12.5 (3.5-14.0)	3.70 (0.8-4.84)	3.38
	9	14	14	14	-	-	2.21	3.43	3.43	3.43	-	-	12.5 (3.5-14.0)	3.73 (0.8-4.84)	3.35
	9	14	14	18	-	-	2.05	3.18	3.18	4.09	-	-	12.5 (3.5-14.0)	3.71 (0.8-4.84)	3.37
	9	14	14	24	-	-	1.84	2.87	2.87	4.92	-	-	12.5 (3.5-14.0)	3.68 (0.8-4.84)	3.40
	9	14	18	18	-	-	1.91	2.97	3.81	3.81	-	-	12.5 (3.5-14.0)	3.69 (0.8-4.84)	3.39

6-unit Multi-split cooling

AOHG45LBLA6	Combination of Indoor Units						Cooling Operation								
							Cooling Capacity							Input Power (Min. - Max.)	EER
							Unit 1	Unit 2	Unit 3	Unit 4	Unit 5	Unit 6	Total Capacity (Min. - Max.)		
							kW	kW	kW	kW	kW	kW	kW	kW	
4-unit connection	12	12	12	12	-	-	3.13	3.13	3.13	3.13	-	-	12.5 (3.5-14.0)	3.75 (0.8-4.84)	3.33
	12	12	12	14	-	-	3.00	3.00	3.00	3.50	-	-	12.5 (3.5-14.0)	3.74 (0.8-4.84)	3.34
	12	12	12	18	-	-	2.78	2.78	2.78	4.16	-	-	12.5 (3.5-14.0)	3.71 (0.8-4.84)	3.37
	12	12	12	24	-	-	2.50	2.50	2.50	5.00	-	-	12.5 (3.5-14.0)	3.68 (0.8-4.84)	3.40
	12	12	14	14	-	-	2.88	2.88	3.37	3.37	-	-	12.5 (3.5-14.0)	3.73 (0.8-4.84)	3.35
	12	12	14	18	-	-	2.68	2.68	3.13	4.01	-	-	12.5 (3.5-14.0)	3.70 (0.8-4.84)	3.38
	12	12	14	24	-	-	2.42	2.42	2.82	4.84	-	-	12.5 (3.5-14.0)	3.67 (0.8-4.84)	3.41
	12	12	18	18	-	-	2.50	2.50	3.75	3.75	-	-	12.5 (3.5-14.0)	3.68 (0.8-4.84)	3.40
	12	14	14	14	-	-	2.78	3.24	3.24	3.24	-	-	12.5 (3.5-14.0)	3.71 (0.8-4.84)	3.37
	12	14	14	18	-	-	2.59	3.02	3.02	3.87	-	-	12.5 (3.5-14.0)	3.69 (0.8-4.84)	3.39
	12	14	18	18	-	-	2.42	2.82	3.63	3.63	-	-	12.5 (3.5-14.0)	3.67 (0.8-4.84)	3.41
5-unit connection	7	7	7	7	7	-	2.00	2.00	2.00	2.00	2.00	-	10.0 (3.5-11.1)	2.44 (0.8-3.13)	4.10
	7	7	7	7	9	-	2.00	2.00	2.00	2.00	2.50	-	10.5 (3.5-11.8)	2.72 (0.8-3.51)	3.86
	7	7	7	7	12	-	2.00	2.00	2.00	2.00	3.50	-	11.5 (3.5-12.7)	3.18 (0.8-4.08)	3.62
	7	7	7	7	14	-	2.00	2.00	2.00	2.00	4.00	-	12.0 (3.5-13.4)	3.41 (0.8-4.46)	3.52
	7	7	7	7	18	-	1.90	1.90	1.90	1.90	4.90	-	12.5 (3.5-14.0)	3.65 (0.8-4.84)	3.42
	7	7	7	7	24	-	1.68	1.68	1.68	1.68	5.78	-	12.5 (3.5-14.0)	3.61 (0.8-4.84)	3.46
	7	7	7	9	9	-	2.00	2.00	2.00	2.50	2.50	-	11.0 (3.5-12.4)	2.98 (0.8-3.89)	3.69
	7	7	7	9	12	-	2.00	2.00	2.00	2.50	3.50	-	12.0 (3.5-13.4)	3.41 (0.8-4.46)	3.52
	7	7	7	9	14	-	2.00	2.00	2.00	2.50	4.00	-	12.5 (3.5-14.0)	3.67 (0.8-4.84)	3.41
	7	7	7	9	18	-	1.82	1.82	1.82	2.34	4.70	-	12.5 (3.5-14.0)	3.64 (0.8-4.84)	3.43
	7	7	7	9	24	-	1.62	1.62	1.62	2.08	5.56	-	12.5 (3.5-14.0)	3.60 (0.8-4.84)	3.47
	7	7	7	12	12	-	1.94	1.94	1.94	3.34	3.34	-	12.5 (3.5-14.0)	3.65 (0.8-4.84)	3.42
	7	7	7	12	14	-	1.86	1.86	1.86	3.19	3.73	-	12.5 (3.5-14.0)	3.64 (0.8-4.84)	3.43
	7	7	7	12	18	-	1.72	1.72	1.72	2.94	4.40	-	12.5 (3.5-14.0)	3.62 (0.8-4.84)	3.45
	7	7	7	12	24	-	1.54	1.54	1.54	2.63	5.25	-	12.5 (3.5-14.0)	3.58 (0.8-4.84)	3.49
	7	7	7	14	14	-	1.79	1.79	1.79	3.57	3.57	-	12.5 (3.5-14.0)	3.63 (0.8-4.84)	3.44
	7	7	7	14	18	-	1.65	1.65	1.65	3.30	4.25	-	12.5 (3.5-14.0)	3.60 (0.8-4.84)	3.47
	7	7	7	14	24	-	1.48	1.48	1.48	2.97	5.09	-	12.5 (3.5-14.0)	3.57 (0.8-4.84)	3.50
	7	7	7	18	18	-	1.54	1.54	1.54	3.94	3.94	-	12.5 (3.5-14.0)	3.58 (0.8-4.84)	3.49
	7	7	9	9	9	-	2.00	2.00	2.50	2.50	2.50	-	11.5 (3.5-13.0)	3.24 (0.8-4.27)	3.55
	7	7	9	9	12	-	2.00	2.00	2.50	2.50	3.50	-	12.5 (3.5-14.0)	3.67 (0.8-4.84)	3.41
	7	7	9	9	14	-	1.90	1.90	2.45	2.45	3.80	-	12.5 (3.5-14.0)	3.65 (0.8-4.84)	3.42
	7	7	9	9	18	-	1.75	1.75	2.25	2.25	4.50	-	12.5 (3.5-14.0)	3.62 (0.8-4.84)	3.45
	7	7	9	9	24	-	1.56	1.56	2.01	2.01	5.36	-	12.5 (3.5-14.0)	3.59 (0.8-4.84)	3.48
	7	7	9	12	12	-	1.86	1.86	2.40	3.19	3.19	-	12.5 (3.5-14.0)	3.64 (0.8-4.84)	3.43
	7	7	9	12	14	-	1.79	1.79	2.30	3.06	3.56	-	12.5 (3.5-14.0)	3.63 (0.8-4.84)	3.44
	7	7	9	12	18	-	1.65	1.65	2.12	2.83	4.25	-	12.5 (3.5-14.0)	3.60 (0.8-4.84)	3.47
	7	7	9	12	24	-	1.48	1.48	1.91	2.54	5.09	-	12.5 (3.5-14.0)	3.57 (0.8-4.84)	3.50
	7	7	9	14	14	-	1.72	1.72	2.20	3.43	3.43	-	12.5 (3.5-14.0)	3.62 (0.8-4.84)	3.45
	7	7	9	14	18	-	1.59	1.59	2.05	3.18	4.09	-	12.5 (3.5-14.0)	3.59 (0.8-4.84)	3.48
	7	7	9	14	24	-	1.43	1.43	1.84	2.87	4.93	-	12.5 (3.5-14.0)	3.56 (0.8-4.84)	3.51
	7	7	9	18	18	-	1.48	1.48	1.92	3.81	3.81	-	12.5 (3.5-14.0)	3.57 (0.8-4.84)	3.50
	7	7	12	12	12	-	1.75	1.75	3.00	3.00	3.00	-	12.5 (3.5-14.0)	3.62 (0.8-4.84)	3.45
	7	7	12	12	14	-	1.68	1.68	2.88	2.88	3.38	-	12.5 (3.5-14.0)	3.61 (0.8-4.84)	3.46
	7	7	12	12	18	-	1.56	1.56	2.68	2.68	4.02	-	12.5 (3.5-14.0)	3.59 (0.8-4.84)	3.48
	7	7	12	12	24	-	1.41	1.41	2.42	2.42	4.84	-	12.5 (3.5-14.0)	3.55 (0.8-4.84)	3.52
	7	7	12	14	14	-	1.62	1.62	2.78	3.24	3.24	-	12.5 (3.5-14.0)	3.60 (0.8-4.84)	3.47
	7	7	12	14	18	-	1.51	1.51	2.59	3.02	3.87	-	12.5 (3.5-14.0)	3.57 (0.8-4.84)	3.50
	7	7	12	18	18	-	1.41	1.41	2.42	3.63	3.63	-	12.5 (3.5-14.0)	3.55 (0.8-4.84)	3.52
	7	7	14	14	14	-	1.56	1.56	3.13	3.13	3.13	-	12.5 (3.5-14.0)	3.59 (0.8-4.84)	3.48
	7	7	14	14	18	-	1.46	1.46	2.92	2.92	3.74	-	12.5 (3.5-14.0)	3.56 (0.8-4.84)	3.51
	7	9	9	9	9	-	2.00	2.50	2.50	2.50	2.50	-	12.0 (3.5-13.7)	3.47 (0.8-4.65)	3.46
	7	9	9	9	12	-	1.90	2.45	2.45	2.45	3.25	-	12.5 (3.5-14.0)	3.65 (0.8-4.84)	3.42
	7	9	9	9	14	-	1.82	2.34	2.34	2.34	3.66	-	12.5 (3.5-14.0)	3.64 (0.8-4.84)	3.43
	7	9	9	9	18	-	1.68	2.16	2.16	2.16	4.34	-	12.5 (3.5-14.0)	3.61 (0.8-4.84)	3.46
	7	9	9	9	24	-	1.51	1.94	1.94	1.94	5.17	-	12.5 (3.5-14.0)	3.57 (0.8-4.84)	3.50
	7	9	9	12	12	-	1.78	2.30	2.30	3.06	3.06	-	12.5 (3.5-14.0)	3.63 (0.8-4.84)	3.44
	7	9	9	12	14	-	1.72	2.21	2.21	2.94	3.42	-	12.5 (3.5-14.0)	3.62 (0.8-4.84)	3.45
	7	9	9	12	18	-	1.59	2.05	2.05	2.73	4.08	-	12.5 (3.5-14.0)	3.59 (0.8-4.84)	3.48
	7	9	9	12	24	-	1.43	1.84	1.84	2.46	4.93	-	12.5 (3.5-14.0)	3.56 (0.8-4.84)	3.51
	7	9	9	14	14	-	1.66	2.12	2.12	3.30	3.30	-	12.5 (3.5-14.0)	3.60 (0.8-4.84)	3.47
	7	9	9	14	18	-	1.54	1.97	1.97	3.07	3.95	-	12.5 (3.5-14.0)	3.58 (0.8-4.84)	3.49
	7	9	9	18	18	-	1.44	1.84	1.84	3.69	3.69	-	12.5 (3.5-14.0)	3.56 (0.8-4.84)	3.51
	7	9	12	12	12	-	1.69	2.17	2.88	2.88	2.88	-	12.5 (3.5-14.0)	3.61 (0.8-4.84)	3.46
	7	9	12	12	14	-	1.62	2.08	2.78	2.78	3.24	-	12.5 (3.5-14.0)	3.60 (0.8-4.84)	3.47
	7	9	12	12	18	-	1.51	1.94	2.59	2.59	3.87	-	12.5 (3.5-14.0)	3.57 (0.8-4.84)	3.50
	7	9	12	14	14	-	1.55	2.01	2.68	3.13	3.13	-	12.5 (3.5-14.0)	3.59 (0.8-4.84)	3.48
	7	9	12	14	18	-	1.46	1.88	2.50	2.92	3.74	-	12.5 (3.5-14.0)	3.56 (0.8-4.84)	3.51
	7	9	14	14	14	-	1.50	1.94	3.02	3.02	3.02	-	12.5 (3.5-14.0)	3.57 (0.8-4.84)	3.50
	7	9	14	14	18	-	1.41	1.81	2.82	2.82	3.64	-	12.5 (3.5-14.0)	3.55 (0.8-4.84)	3.52
	7	12	12	12	12	-	1.58	2.73	2.73	2.73	2.73	-	12.5 (3.5-14.0)	3.59 (0.8-4.84)	3.48
	7	12	12	12	14	-	1.54	2.63	2.63	2.63	3.07	-	12.5 (3.5-14.0)	3.58 (0.8-4.84)	3.49
	7	12	12	12	18	-	1.43	2.46	2.46	2.46	3.69	-	12.5 (3.5-14.0)	3.56 (0.8-4.84)	3.51
	7	12	12	14	14	-	1.48	2.54	2.54	2.97	2.97	-	12.5 (3.5-14.0)	3.57 (0.8-4.84)	3.50
	7	12	14	14	14	-	1.43	2.46	2.87	2.87	2.87	-	12.5 (3.5-14.0)	3.56 (0.8-4.84)	3.51
	9	9	9	9	9	-	2.50	2.50	2.50	2.50	2.50	-	12.5 (3.5-14.0)	3.65 (0.8-4.84)	3.42
	9	9	9	9	12	-	2.34	2.34	2.34	2.34	3.14	-	12.5 (3.5-14.0)	3.64 (0.8-4.84)	3.43
	9	9	9	9	14	-	2.25	2.25	2.25	2.25	3.50	-	12.5 (3.5-14.0)	3.62 (0.8-4.84)	3.45
	9	9	9	9	18	-	2.08	2.08	2.08	2.08	4.18	-	12.5 (3.5-14.0)	3.60 (0.8-4.84)	3.47
	9	9	9	9	24	-	1.88	1.88	1.88	1.88	4.98	-	12.5 (3.5-14.0)	3.56 (0.8-4.84)	3.51
	9	9	9	12	12	-	2.21	2.21	2.21	2.94	2.94	-	12.5 (3.5-14.0)	3.62 (0.8-4.84)	3.45
	9	9	9	12	14	-	2.12	2.12	2.12	2.83	3.31	-	12.5 (3.5-14.0)	3.60 (0.8-4.84)	3.47
	9	9	9	12	18	-	1.97	1.97	1.97	2.63	3.96	-	12.5 (3.5-14.0)	3.58 (0.8-4.84)	3.49
	9	9	9	14	14	-	2.05	2.05	2.05	3.18	3.18	-	12.5 (3.5-14.0)	3.59 (0.8-4.84)	3.48
	9	9	9	14	18	-	1.91	1.91	1.91	2.97	3.80	-	12.5 (3.5-14.0)	3.57 (0.8-4.84)	3.50
	9	9	12	12	12	-	2.08	2.08	2.78	2.78	2.78	-	12.5 (3.5-14.0)	3.60 (0.8-4.84)	3.47
	9	9	12	12	14	-	2.01	2.01	2.68	2.68	3.12	-	12.5 (3.5-14.0)	3.59 (0.8-4.84)	3.48
	9	9	12	12	18	-	1.88	1.88	2.50	2.50	3.74	-	12.5 (3.5-14.0)	3.56 (0.8-4.84)	3.51
	9	9	12	14	14	-	1.94	1.94	2.58	3.02	3.02	-	12.5 (3.5-14.0)	3.57 (0.8-4.84)	3.50
	9	9	12	14	18	-	1.81	1.81	2.42	2.82	3.64	-	12.5 (3.5-14.0)	3.55 (0.8-4.84)	3.52
	9	9	14	14	14	-	1.87	1.87	2.92	2.92	2.92	-	12.5 (3.5-14.0)	3.56 (0.8-4.84)	3.51
	9	12	12	12	12	-	1.98	2.63	2.63	2.63	2.63	-	12.5 (3.5-14.0)	3.58 (0.8-4.84)	3.49
	9	12	12	12	14	-	1.91	2.54	2.54	2.54	2.97	-	12.5 (3.5-14.0)	3.57 (0.8-4.84)	3.50
	9	12	12	14	14	-	1.84	2.46	2.46	2.87	2.87	-	12.5 (3.5-14.0)	3.56 (0.8-4.84)	3.51
	12	12	12	12	12	-	2.50	2.50	2.50	2.50	2.50	-	12.5 (3.5-14.0)	3.56 (0.8-4.84)	3.51
	12	12	12	12	14	-	2.42	2.42	2.42	2.42	2.82	-	12.5 (3.5-14.0)	3.55 (0.8-4.84)	3.52

Notes: •7: 7000 Btu/h/9: 9000 Btu/h/12: 12000 Btu/h/14: 14000 Btu/h/18: 18000 Btu/h/24: 24000 Btu/h models
•The above specifications apply when connected with a wall-mounted unit.
•2 or more indoor units should be connected.
•Cooling capacity is determined based on 27°CDB/19°CWB (indoor temperature) and 35°CDB (outdoor temperature).
•Pipe Length: 5 m, Height difference: 0 m (Outdoor unit to Indoor unit)
•Total capacity of indoor units connected must be between 9.5 kW and 18.0 kW.

6-unit Multi-split Multi Combination Table–Cooling/Heating

6-unit Multi-split cooling

AOHG45LBLA6	Combination of Indoor Units						Cooling Operation								
							Cooling Capacity							Input Power (Min. - Max.)	EER
							Unit 1	Unit 2	Unit 3	Unit 4	Unit 5	Unit 6	Total Capacity (Min. - Max.)		
							kW	kW	kW	kW	kW	kW	kW	kW	
6-unit connection	7	7	7	7	7	7	2.00	2.00	2.00	2.00	2.00	2.00	12.0 (3.5-13.4)	3.32 (0.8-4.46)	3.61
	7	7	7	7	7	9	2.00	2.00	2.00	2.00	2.00	2.50	12.5 (3.5-14.0)	3.57 (0.8-4.84)	3.50
	7	7	7	7	7	12	1.86	1.86	1.86	1.86	1.86	3.20	12.5 (3.5-14.0)	3.55 (0.8-4.84)	3.52
	7	7	7	7	7	14	1.79	1.79	1.79	1.79	1.79	3.55	12.5 (3.5-14.0)	3.54 (0.8-4.84)	3.53
	7	7	7	7	7	18	1.65	1.65	1.65	1.65	1.65	4.25	12.5 (3.5-14.0)	3.51 (0.8-4.84)	3.56
	7	7	7	7	7	24	1.48	1.48	1.48	1.48	1.48	5.10	12.5 (3.5-14.0)	3.48 (0.8-4.84)	3.59
	7	7	7	7	9	9	1.90	1.90	1.90	1.90	2.45	2.45	12.5 (3.5-14.0)	3.56 (0.8-4.84)	3.51
	7	7	7	7	9	12	1.79	1.79	1.79	1.79	2.29	3.05	12.5 (3.5-14.0)	3.54 (0.8-4.84)	3.53
	7	7	7	7	9	14	1.72	1.72	1.72	1.72	2.20	3.42	12.5 (3.5-14.0)	3.53 (0.8-4.84)	3.54
	7	7	7	7	9	18	1.59	1.59	1.59	1.59	2.05	4.09	12.5 (3.5-14.0)	3.50 (0.8-4.84)	3.57
	7	7	7	7	9	24	1.43	1.43	1.43	1.43	1.85	4.93	12.5 (3.5-14.0)	3.47 (0.8-4.84)	3.60
	7	7	7	7	12	12	1.68	1.68	1.68	1.68	2.89	2.89	12.5 (3.5-14.0)	3.52 (0.8-4.84)	3.55
	7	7	7	7	12	14	1.62	1.62	1.62	1.62	2.78	3.24	12.5 (3.5-14.0)	3.51 (0.8-4.84)	3.56
	7	7	7	7	12	18	1.51	1.51	1.51	1.51	2.59	3.87	12.5 (3.5-14.0)	3.48 (0.8-4.84)	3.59
	7	7	7	7	14	14	1.56	1.56	1.56	1.56	3.13	3.13	12.5 (3.5-14.0)	3.50 (0.8-4.84)	3.57
	7	7	7	7	14	18	1.46	1.46	1.46	1.46	2.92	3.74	12.5 (3.5-14.0)	3.47 (0.8-4.84)	3.60
	7	7	7	9	9	9	1.82	1.82	1.82	2.34	2.34	2.34	12.5 (3.5-14.0)	3.55 (0.8-4.84)	3.52
	7	7	7	9	9	12	1.72	1.72	1.72	2.21	2.21	2.92	12.5 (3.5-14.0)	3.53 (0.8-4.84)	3.54
	7	7	7	9	9	14	1.65	1.65	1.65	2.12	2.12	3.31	12.5 (3.5-14.0)	3.51 (0.8-4.84)	3.56
	7	7	7	9	9	18	1.54	1.54	1.54	1.97	1.97	3.94	12.5 (3.5-14.0)	3.49 (0.8-4.84)	3.58
	7	7	7	9	12	12	1.62	1.62	1.62	2.08	2.78	2.78	12.5 (3.5-14.0)	3.51 (0.8-4.84)	3.56
	7	7	7	9	12	14	1.56	1.56	1.56	2.01	2.68	3.13	12.5 (3.5-14.0)	3.50 (0.8-4.84)	3.57
	7	7	7	9	12	18	1.46	1.46	1.46	1.88	2.50	3.74	12.5 (3.5-14.0)	3.47 (0.8-4.84)	3.60
	7	7	7	9	14	14	1.51	1.51	1.51	1.93	3.02	3.02	12.5 (3.5-14.0)	3.48 (0.8-4.84)	3.59
	7	7	7	12	12	12	1.54	1.54	1.54	2.63	2.63	2.63	12.5 (3.5-14.0)	3.49 (0.8-4.84)	3.58
	7	7	7	12	12	14	1.48	1.48	1.48	2.54	2.54	2.98	12.5 (3.5-14.0)	3.48 (0.8-4.84)	3.59
	7	7	7	12	14	14	1.43	1.43	1.43	2.47	2.87	2.87	12.5 (3.5-14.0)	3.47 (0.8-4.84)	3.60
	7	7	9	9	9	9	1.75	1.75	2.25	2.25	2.25	2.25	12.5 (3.5-14.0)	3.53 (0.8-4.84)	3.54
	7	7	9	9	9	12	1.65	1.65	2.12	2.12	2.12	2.84	12.5 (3.5-14.0)	3.51 (0.8-4.84)	3.56
	7	7	9	9	9	14	1.59	1.59	2.05	2.05	2.05	3.17	12.5 (3.5-14.0)	3.50 (0.8-4.84)	3.57
	7	7	9	9	9	18	1.48	1.48	1.91	1.91	1.91	3.81	12.5 (3.5-14.0)	3.48 (0.8-4.84)	3.59
	7	7	9	9	12	12	1.56	1.56	2.01	2.01	2.68	2.68	12.5 (3.5-14.0)	3.50 (0.8-4.84)	3.57
	7	7	9	9	12	14	1.51	1.51	1.94	1.94	2.59	3.01	12.5 (3.5-14.0)	3.48 (0.8-4.84)	3.59
	7	7	9	9	12	18	1.41	1.41	1.81	1.81	2.42	3.64	12.5 (3.5-14.0)	3.46 (0.8-4.84)	3.61
	7	7	9	9	14	14	1.46	1.46	1.88	1.88	2.91	2.91	12.5 (3.5-14.0)	3.47 (0.8-4.84)	3.60
	7	7	9	12	12	12	1.48	1.48	1.92	2.54	2.54	2.54	12.5 (3.5-14.0)	3.48 (0.8-4.84)	3.59
	7	7	9	12	12	14	1.43	1.43	1.85	2.46	2.46	2.87	12.5 (3.5-14.0)	3.47 (0.8-4.84)	3.60
	7	7	12	12	12	12	1.41	1.41	2.42	2.42	2.42	2.42	12.5 (3.5-14.0)	3.46 (0.8-4.84)	3.61
	7	9	9	9	9	9	1.70	2.16	2.16	2.16	2.16	2.16	12.5 (3.5-14.0)	3.52 (0.8-4.84)	3.55
	7	9	9	9	9	12	1.59	2.05	2.05	2.05	2.05	2.71	12.5 (3.5-14.0)	3.50 (0.8-4.84)	3.57
	7	9	9	9	9	14	1.54	1.97	1.97	1.97	1.97	3.08	12.5 (3.5-14.0)	3.49 (0.8-4.84)	3.58
	7	9	9	9	12	12	1.50	1.94	1.94	1.94	2.59	2.59	12.5 (3.5-14.0)	3.48 (0.8-4.84)	3.59
	7	9	9	9	12	14	1.46	1.88	1.88	1.88	2.50	2.90	12.5 (3.5-14.0)	3.47 (0.8-4.84)	3.60
	7	9	9	12	12	12	1.44	1.84	1.84	2.46	2.46	2.46	12.5 (3.5-14.0)	3.47 (0.8-4.84)	3.60
	9	9	9	9	9	9	2.08	2.08	2.08	2.08	2.08	2.08	12.5 (3.5-14.0)	3.51 (0.8-4.84)	3.56
	9	9	9	9	9	12	1.97	1.97	1.97	1.97	1.97	2.65	12.5 (3.5-14.0)	3.49 (0.8-4.84)	3.58
	9	9	9	9	12	12	1.88	1.88	1.88	1.88	2.49	2.49	12.5 (3.5-14.0)	3.47 (0.8-4.84)	3.60

Notes: •7: 7000 Btu/h/9: 9000 Btu/h/12: 12000 Btu/h/14: 14000 Btu/h/18: 18000 Btu/h/24: 24000 Btu/h models
•The above specifications apply when connected with a wall-mounted unit.
•2 or more indoor units should be connected.
•Cooling capacity is determined based on 27°CDB/19°CWB (indoor temperature) and 35°CDB (outdoor temperature).
•Pipe Length: 5 m, Height difference: 0 m (Outdoor unit to Indoor unit)
•Total capacity of indoor units connected must be between 9.5 kW and 18.0 kW.

6-unit Multi-split heating

AOHG45LBLA6	Combination of Indoor Units						Heating Operation								
							Heating Capacity							Input Power (Min. - Max.)	COP
							Unit 1	Unit 2	Unit 3	Unit 4	Unit 5	Unit 6	Total Capacity (Min. - Max.)		
							kW	kW	kW	kW	kW	kW	kW	kW	
2 Units	12	24	-	-	-	-	4.07	8.13	-	-	-	-	12.2 (3.5-13.1)	3.41 (0.7-3.54)	3.58
	14	24	-	-	-	-	4.61	7.89	-	-	-	-	12.5 (3.5-13.8)	3.56 (0.7-3.76)	3.51
	18	18	-	-	-	-	6.10	6.10	-	-	-	-	12.2 (3.5-13.1)	3.41 (0.7-3.54)	3.58
	18	24	-	-	-	-	5.66	7.54	-	-	-	-	13.2 (3.5-15.3)	3.78 (0.7-4.20)	3.49
	24	24	-	-	-	-	6.75	6.75	-	-	-	-	13.5 (3.5-16.0)	3.89 (0.7-4.41)	3.47
3-unit connection	7	7	24	-	-	-	2.30	2.30	7.90	-	-	-	12.5 (3.5-13.8)	3.43 (0.7-3.76)	3.64
	7	9	18	-	-	-	2.35	3.02	6.03	-	-	-	11.4 (3.5-12.4)	2.98 (0.7-3.33)	3.83
	7	9	24	-	-	-	2.24	2.88	7.68	-	-	-	12.8 (3.5-14.5)	3.54 (0.7-3.98)	3.62
	7	12	18	-	-	-	2.33	3.99	5.98	-	-	-	12.3 (3.5-13.5)	3.35 (0.7-3.65)	3.67
	7	12	24	-	-	-	2.17	3.71	7.42	-	-	-	13.3 (3.5-15.6)	3.69 (0.7-4.30)	3.60
	7	14	14	-	-	-	2.40	4.80	4.80	-	-	-	12.0 (3.5-12.7)	3.15 (0.7-3.44)	3.81
	7	14	18	-	-	-	2.28	4.56	5.86	-	-	-	12.7 (3.5-14.2)	3.49 (0.7-3.87)	3.64
	7	14	24	-	-	-	2.10	4.20	7.20	-	-	-	13.5 (3.5-16.0)	3.75 (0.7-4.41)	3.60
	7	18	18	-	-	-	2.16	5.57	5.57	-	-	-	13.3 (3.5-15.6)	3.69 (0.7-4.30)	3.60
	7	18	24	-	-	-	1.93	4.96	6.61	-	-	-	13.5 (3.5-16.0)	3.74 (0.7-4.41)	3.61
	7	24	24	-	-	-	1.72	5.89	5.89	-	-	-	13.5 (3.5-16.0)	3.72 (0.7-4.41)	3.63
	9	9	18	-	-	-	3.05	3.05	6.10	-	-	-	12.2 (3.5-13.1)	3.28 (0.7-3.54)	3.72
	9	9	24	-	-	-	2.83	2.83	7.54	-	-	-	13.2 (3.5-15.3)	3.64 (0.7-4.20)	3.63
	9	12	14	-	-	-	3.09	4.11	4.80	-	-	-	12.0 (3.5-12.7)	3.15 (0.7-3.44)	3.81
	9	12	18	-	-	-	2.93	3.91	5.86	-	-	-	12.7 (3.5-14.2)	3.49 (0.7-3.87)	3.64
	9	12	24	-	-	-	2.70	3.60	7.20	-	-	-	13.5 (3.5-16.0)	3.75 (0.7-4.41)	3.60
	9	14	14	-	-	-	3.00	4.65	4.65	-	-	-	12.3 (3.5-13.5)	3.35 (0.7-3.65)	3.67
	9	14	18	-	-	-	2.85	4.44	5.71	-	-	-	13.0 (3.5-14.9)	3.59 (0.7-4.09)	3.62
	9	14	24	-	-	-	2.59	4.02	6.89	-	-	-	13.5 (3.5-16.0)	3.74 (0.7-4.41)	3.61
	9	18	18	-	-	-	2.70	5.40	5.40	-	-	-	13.5 (3.5-16.0)	3.75 (0.7-4.41)	3.60
	9	18	24	-	-	-	2.38	4.76	6.36	-	-	-	13.5 (3.5-16.0)	3.73 (0.7-4.41)	3.62
	9	24	24	-	-	-	2.14	5.68	5.68	-	-	-	13.5 (3.5-16.0)	3.71 (0.7-4.41)	3.64
	12	12	12	-	-	-	4.07	4.07	4.07	-	-	-	12.2 (3.5-13.1)	3.28 (0.7-3.54)	3.72
	12	12	14	-	-	-	3.94	3.95	4.61	-	-	-	12.5 (3.5-13.8)	3.43 (0.7-3.76)	3.64
	12	12	18	-	-	-	3.77	3.77	5.66	-	-	-	13.2 (3.5-15.3)	3.64 (0.7-4.20)	3.63
	12	12	24	-	-	-	3.38	3.38	6.74	-	-	-	13.5 (3.5-16.0)	3.74 (0.7-4.41)	3.61
	12	14	14	-	-	-	3.84	4.48	4.48	-	-	-	12.8 (3.5-14.5)	3.54 (0.7-3.98)	3.62
	12	14	18	-	-	-	3.68	4.30	5.52	-	-	-	13.5 (3.5-16.0)	3.75 (0.7-4.41)	3.60
	12	14	24	-	-	-	3.24	3.78	6.48	-	-	-	13.5 (3.5-16.0)	3.74 (0.7-4.41)	3.61
	12	18	18	-	-	-	3.38	5.06	5.06	-	-	-	13.5 (3.5-16.0)	3.74 (0.7-4.41)	3.61
	12	18	24	-	-	-	3.00	4.50	6.00	-	-	-	13.5 (3.5-16.0)	3.72 (0.7-4.41)	3.63
	12	24	24	-	-	-	2.70	5.40	5.40	-	-	-	13.5 (3.5-16.0)	3.71 (0.7-4.41)	3.64
	14	14	14	-	-	-	4.40	4.40	4.40	-	-	-	13.2 (3.5-15.3)	3.64 (0.7-4.20)	3.63
	14	14	18	-	-	-	4.11	4.11	5.28	-	-	-	13.5 (3.5-16.0)	3.75 (0.7-4.41)	3.60
	14	14	24	-	-	-	3.63	3.63	6.24	-	-	-	13.5 (3.5-16.0)	3.73 (0.7-4.41)	3.62
	14	18	18	-	-	-	3.78	4.86	4.86	-	-	-	13.5 (3.5-16.0)	3.74 (0.7-4.41)	3.61
	14	18	24	-	-	-	3.38	4.34	5.78	-	-	-	13.5 (3.5-16.0)	3.72 (0.7-4.41)	3.63
	14	24	24	-	-	-	3.04	5.23	5.23	-	-	-	13.5 (3.5-16.0)	3.70 (0.7-4.41)	3.65
	18	18	18	-	-	-	4.50	4.50	4.50	-	-	-	13.5 (3.5-16.0)	3.72 (0.7-4.41)	3.63
	18	18	24	-	-	-	4.05	4.05	5.40	-	-	-	13.5 (3.5-16.0)	3.71 (0.7-4.41)	3.64
4-unit connection	7	7	7	14	-	-	2.40	2.40	2.40	4.80	-	-	12.0 (3.5-12.7)	2.98 (0.7-3.44)	4.03
	7	7	7	18	-	-	2.28	2.28	2.28	5.86	-	-	12.7 (3.5-14.2)	3.35 (0.7-3.87)	3.79
	7	7	7	24	-	-	2.10	2.10	2.10	7.20	-	-	13.5 (3.5-16.0)	3.61 (0.7-4.41)	3.74
	7	7	9	12	-	-	2.40	2.40	3.09	4.11	-	-	12.0 (3.5-12.7)	2.98 (0.7-3.44)	4.03
	7	7	9	14	-	-	2.33	2.33	2.99	4.65	-	-	12.3 (3.5-13.5)	3.19 (0.7-3.65)	3.86
	7	7	9	18	-	-	2.22	2.22	2.85	5.71	-	-	13.0 (3.5-14.9)	3.46 (0.7-4.09)	3.76
	7	7	9	24	-	-	2.01	2.01	2.59	6.89	-	-	13.5 (3.5-16.0)	3.60 (0.7-4.41)	3.75
	7	7	12	12	-	-	2.30	2.30	3.95	3.95	-	-	12.5 (3.5-13.8)	3.28 (0.7-3.76)	3.81
	7	7	12	14	-	-	2.24	2.24	3.84	4.48	-	-	12.8 (3.5-14.5)	3.41 (0.7-3.98)	3.75
	7	7	12	18	-	-	2.15	2.15	3.68	5.52	-	-	13.5 (3.5-16.0)	3.61 (0.7-4.41)	3.74
	7	7	12	24	-	-	1.89	1.89	3.24	6.48	-	-	13.5 (3.5-16.0)	3.60 (0.7-4.41)	3.75
	7	7	14	14	-	-	2.20	2.20	4.40	4.40	-	-	13.2 (3.5-15.3)	3.52 (0.7-4.20)	3.75
	7	7	14	18	-	-	2.05	2.05	4.11	5.29	-	-	13.5 (3.5-16.0)	3.61 (0.7-4.41)	3.74
	7	7	14	24	-	-	1.82	1.82	3.63	6.23	-	-	13.5 (3.5-16.0)	3.59 (0.7-4.41)	3.76
	7	7	18	18	-	-	1.89	1.89	4.86	4.86	-	-	13.5 (3.5-16.0)	3.60 (0.7-4.41)	3.75
	7	7	18	24	-	-	1.69	1.69	4.34	5.78	-	-	13.5 (3.5-16.0)	3.58 (0.7-4.41)	3.77
	7	7	24	24	-	-	1.52	1.52	5.23	5.23	-	-	13.5 (3.5-16.0)	3.56 (0.7-4.41)	3.79
	7	9	9	9	-	-	2.34	3.02	3.02	3.02	-	-	11.4 (3.5-12.4)	2.82 (0.7-3.33)	4.04
	7	9	9	12	-	-	2.33	2.99	2.99	3.99	-	-	12.3 (3.5-13.5)	3.19 (0.7-3.65)	3.86
	7	9	9	14	-	-	2.28	2.93	2.93	4.56	-	-	12.7 (3.5-14.2)	3.35 (0.7-3.87)	3.79
	7	9	9	18	-	-	2.17	2.78	2.78	5.57	-	-	13.3 (3.5-15.6)	3.56 (0.7-4.30)	3.74
	7	9	9	24	-	-	1.93	2.48	2.48	6.61	-	-	13.5 (3.5-16.0)	3.60 (0.7-4.41)	3.75
	7	9	12	12	-	-	2.24	2.88	3.84	3.84	-	-	12.8 (3.5-14.5)	3.41 (0.7-3.98)	3.75
	7	9	12	14	-	-	2.20	2.83	3.77	4.40	-	-	13.2 (3.5-15.3)	3.52 (0.7-4.20)	3.75
	7	9	12	18	-	-	2.05	2.64	3.52	5.29	-	-	13.5 (3.5-16.0)	3.61 (0.7-4.41)	3.74
	7	9	12	24	-	-	1.82	2.34	3.12	6.22	-	-	13.5 (3.5-16.0)	3.59 (0.7-4.41)	3.76
	7	9	14	14	-	-	2.15	2.75	4.30	4.30	-	-	13.5 (3.5-16.0)	3.61 (0.7-4.41)	3.74
	7	9	14	18	-	-	1.97	2.53	3.94	5.06	-	-	13.5 (3.5-16.0)	3.60 (0.7-4.41)	3.75
	7	9	14	24	-	-	1.75	2.25	3.50	6.00	-	-	13.5 (3.5-16.0)	3.58 (0.7-4.41)	3.77
	7	9	18	18	-	-	1.82	2.34	4.67	4.67	-	-	13.5 (3.5-16.0)	3.59 (0.7-4.41)	3.76
	7	9	18	24	-	-	1.63	2.09	4.19	5.59	-	-	13.5 (3.5-16.0)	3.57 (0.7-4.41)	3.78
	7	12	12	12	-	-	2.17	3.71	3.71	3.71	-	-	13.3 (3.5-15.6)	3.56 (0.7-4.30)	3.74
	7	12	12	14	-	-	2.10	3.60	3.60	4.20	-	-	13.5 (3.5-16.0)	3.61 (0.7-4.41)	3.74
	7	12	12	18	-	-	1.93	3.31	3.31	4.95	-	-	13.5 (3.5-16.0)	3.60 (0.7-4.41)	3.75
	7	12	12	24	-	-	1.72	2.95	2.95	5.88	-	-	13.5 (3.5-16.0)	3.58 (0.7-4.41)	3.77
	7	12	14	14	-	-	2.01	3.45	4.02	4.02	-	-	13.5 (3.5-16.0)	3.60 (0.7-4.41)	3.75
	7	12	14	18	-	-	1.85	3.18	3.71	4.76	-	-	13.5 (3.5-16.0)	3.59 (0.7-4.41)	3.76
	7	12	14	24	-	-	1.66	2.84	3.32	5.68	-	-	13.5 (3.5-16.0)	3.57 (0.7-4.41)	3.78
	7	12	18	18	-	-	1.72	2.94	4.42	4.42	-	-	13.5 (3.5-16.0)	3.58 (0.7-4.41)	3.77
	7	12	18	24	-	-	1.55	2.66	3.98	5.31	-	-	13.5 (3.5-16.0)	3.56 (0.7-4.41)	3.79
	7	14	14	14	-	-	1.92	3.86	3.86	3.86	-	-	13.5 (3.5-16.0)	3.60 (0.7-4.41)	3.75
	7	14	14	18	-	-	1.78	3.57	3.57	4.58	-	-	13.5 (3.5-16.0)	3.59 (0.7-4.41)	3.76
	7	14	14	24	-	-	1.60	3.20	3.20	5.50	-	-	13.5 (3.5-16.0)	3.57 (0.7-4.41)	3.78
	7	14	18	18	-	-	1.66	3.32	4.26	4.26	-	-	13.5 (3.5-16.0)	3.57 (0.7-4.41)	3.78
	7	18	18	18	-	-	1.56	3.98	3.98	3.98	-	-	13.5 (3.5-16.0)	3.56 (0.7-4.41)	3.79
	9	9	9	9	-	-	3.05	3.05	3.05	3.05	-	-	12.2 (3.5-13.1)	3.09 (0.7-3.54)	3.95
	9	9	9	12	-	-	2.93	2.93	2.93	3.91	-	-	12.7 (3.5-14.2)	3.35 (0.7-3.87)	3.79
	9	9	9	14	-	-	2.85	2.85	2.85	4.45	-	-	13.0 (3.5-14.9)	3.46 (0.7-4.09)	3.76
	9	9	9	18	-	-	2.70	2.70	2.70	5.40	-	-	13.5 (3.5-16.0)	3.61 (0.7-4.41)	3.74
	9	9	9	24	-	-	2.38	2.38	2.38	6.36	-	-	13.5 (3.5-16.0)	3.59 (0.7-4.41)	3.76
	9	9	12	12	-	-	2.83	2.83	3.77	3.77	-	-	13.2 (3.5-15.3)	3.52 (0.7-4.20)	3.75
	9	9	12	14	-	-	2.76	2.76	3.68	4.30	-	-	13.5 (3.5-16.0)	3.61 (0.7-4.41)	3.74
	9	9	12	18	-	-	2.53	2.53	3.38	5.06	-	-	13.5 (3.5-16.0)	3.60 (0.7-4.41)	3.75
	9	9	12	24	-	-	2.25	2.25	3.00	6.00	-	-	13.5 (3.5-16.0)	3.58 (0.7-4.41)	3.77
	9	9	14	14	-	-	2.64	2.64	4.11	4.11	-	-	13.5 (3.5-16.0)	3.61 (0.7-4.41)	3.74
	9	9	14	18	-	-	2.43	2.43	3.78	4.86	-	-	13.5 (3.5-16.0)	3.60 (0.7-4.41)	3.75
	9	9	14	24	-	-	2.17	2.17	3.38	5.78	-	-	13.5 (3.5-16.0)	3.58 (0.7-4.41)	3.77
	9	9	18	18	-	-	2.25	2.25	4.50	4.50	-	-	13.5 (3.5-16.0)	3.58 (0.7-4.41)	3.77
	9	9	18	24	-	-	2.03	2.03	4.05	5.39	-	-	13.5 (3.5-16.0)	3.57 (0.7-4.41)	3.78
	9	12	12	12	-	-	2.70	3.60	3.60	3.60	-	-	13.5 (3.5-16.0)	3.61 (0.7-4.41)	3.74
	9	12	12	14	-	-	2.59	3.45	3.45	4.01	-	-	13.5 (3.5-16.0)	3.60 (0.7-4.41)	3.75
	9	12	12	18	-	-	2.38	3.18	3.18	4.76	-	-	13.5 (3.5-16.0)	3.59 (0.7-4.41)	3.76
	9	12	12	24	-	-	2.13	2.84	2.84	5.69	-	-	13.5 (3.5-16.0)	3.57 (0.7-4.41)	3.78
	9	12	14	14	-	-	2.48	3.30	3.86	3.86	-	-	13.5 (3.5-16.0)	3.60 (0.7-4.41)	3.75
	9	12	14	18	-	-	2.29	3.06	3.57	4.58	-	-	13.5 (3.5-16.0)	3.59 (0.7-4.41)	3.76
	9	12	14	24	-	-	2.06	2.75	3.20	5.49	-	-	13.5 (3.5-16.0)	3.57 (0.7-4.41)	3.78
	9	12	18	18	-	-	2.13	2.85	4.26	4.26	-	-	13.5 (3.5-16.0)	3.57 (0.7-4.41)	3.78
	9	14	14	14	-	-	2.37	3.71	3.71	3.71	-	-	13.5 (3.5-16.0)	3.59 (0.7-4.41)	3.76
	9	14	14	18	-	-	2.21	3.44	3.44	4.41	-	-	13.5 (3.5-16.0)	3.58 (0.7-4.41)	3.77
	9	14	14	24	-	-	1.99	3.10	3.10	5.31	-	-	13.5 (3.5-16.0)	3.56 (0.7-4.41)	3.79
	9	14	18	18	-	-	2.06	3.20	4.12	4.12	-	-	13.5 (3.5-16.0)	3.57 (0.7-4.41)	3.78

6-unit Multi-split Combination Table–Heating

6-unit Multi-split heating

AOHG45LBLA6	Combination of Indoor Units						Heating Operation								
							Heating Capacity							Input Power (Min. - Max.)	COP
							Unit 1	Unit 2	Unit 3	Unit 4	Unit 5	Unit 6	Total Capacity (Min. - Max.)		
							kW	kW	kW	kW	kW	kW	kW	kW	
4-unit connection	12	12	12	12	-	-	3.38	3.38	3.38	3.38	-	-	13.5 (3.5-16.0)	3.60 (0.7-4.41)	3.75
	12	12	12	14	-	-	3.24	3.24	3.24	3.78	-	-	13.5 (3.5-16.0)	3.60 (0.7-4.41)	3.75
	12	12	12	18	-	-	3.00	3.00	3.00	4.50	-	-	13.5 (3.5-16.0)	3.58 (0.7-4.41)	3.77
	12	12	12	24	-	-	2.70	2.70	2.70	5.40	-	-	13.5 (3.5-16.0)	3.57 (0.7-4.41)	3.78
	12	12	14	14	-	-	3.12	3.12	3.63	3.63	-	-	13.5 (3.5-16.0)	3.59 (0.7-4.41)	3.76
	12	12	14	18	-	-	2.89	2.89	3.38	4.34	-	-	13.5 (3.5-16.0)	3.58 (0.7-4.41)	3.77
	12	12	14	24	-	-	2.61	2.61	3.05	5.23	-	-	13.5 (3.5-16.0)	3.56 (0.7-4.41)	3.79
	12	12	18	18	-	-	2.70	2.70	4.05	4.05	-	-	13.5 (3.5-16.0)	3.57 (0.7-4.41)	3.78
	12	14	14	14	-	-	3.00	3.50	3.50	3.50	-	-	13.5 (3.5-16.0)	3.58 (0.7-4.41)	3.77
	12	14	14	18	-	-	2.79	3.26	3.26	4.19	-	-	13.5 (3.5-16.0)	3.57 (0.7-4.41)	3.78
	12	14	18	18	-	-	2.61	3.05	3.92	3.92	-	-	13.5 (3.5-16.0)	3.56 (0.7-4.41)	3.79
5-unit connection	7	7	7	7	7	-	2.40	2.40	2.40	2.40	2.40	-	12.0 (3.5-12.7)	2.82 (0.7-3.44)	4.26
	7	7	7	7	9	-	2.33	2.33	2.33	2.33	2.98	-	12.3 (3.5-13.5)	3.03 (0.7-3.65)	4.06
	7	7	7	7	12	-	2.24	2.24	2.24	2.24	3.84	-	12.8 (3.5-14.5)	3.29 (0.7-3.98)	3.89
	7	7	7	7	14	-	2.20	2.20	2.20	2.20	4.40	-	13.2 (3.5-15.3)	3.40 (0.7-4.20)	3.88
	7	7	7	7	18	-	2.05	2.05	2.05	2.05	5.30	-	13.5 (3.5-16.0)	3.49 (0.7-4.41)	3.87
	7	7	7	7	24	-	1.82	1.82	1.82	1.82	6.22	-	13.5 (3.5-16.0)	3.47 (0.7-4.41)	3.89
	7	7	7	9	9	-	2.28	2.28	2.28	2.93	2.93	-	12.7 (3.5-14.2)	3.23 (0.7-3.87)	3.93
	7	7	7	9	12	-	2.20	2.20	2.20	2.83	3.77	-	13.2 (3.5-15.3)	3.40 (0.7-4.20)	3.88
	7	7	7	9	14	-	2.15	2.15	2.15	2.76	4.29	-	13.5 (3.5-16.0)	3.49 (0.7-4.41)	3.87
	7	7	7	9	18	-	1.97	1.97	1.97	2.53	5.06	-	13.5 (3.5-16.0)	3.48 (0.7-4.41)	3.88
	7	7	7	9	24	-	1.75	1.75	1.75	2.25	6.00	-	13.5 (3.5-16.0)	3.46 (0.7-4.41)	3.90
	7	7	7	12	12	-	2.10	2.10	2.10	3.60	3.60	-	13.5 (3.5-16.0)	3.49 (0.7-4.41)	3.87
	7	7	7	12	14	-	2.01	2.01	2.01	3.45	4.02	-	13.5 (3.5-16.0)	3.48 (0.7-4.41)	3.88
	7	7	7	12	18	-	1.85	1.85	1.85	3.18	4.77	-	13.5 (3.5-16.0)	3.47 (0.7-4.41)	3.89
	7	7	7	12	24	-	1.66	1.66	1.66	2.84	5.68	-	13.5 (3.5-16.0)	3.45 (0.7-4.41)	3.91
	7	7	7	14	14	-	1.93	1.93	1.93	3.86	3.86	-	13.5 (3.5-16.0)	3.48 (0.7-4.41)	3.88
	7	7	7	14	18	-	1.78	1.78	1.78	3.57	4.59	-	13.5 (3.5-16.0)	3.47 (0.7-4.41)	3.89
	7	7	7	14	24	-	1.60	1.60	1.60	3.20	5.50	-	13.5 (3.5-16.0)	3.45 (0.7-4.41)	3.91
	7	7	7	18	18	-	1.66	1.66	1.66	4.26	4.26	-	13.5 (3.5-16.0)	3.45 (0.7-4.41)	3.91
	7	7	9	9	9	-	2.22	2.22	2.85	2.85	2.85	-	13.0 (3.5-14.9)	3.34 (0.7-4.09)	3.89
	7	7	9	9	12	-	2.15	2.15	2.76	2.76	3.68	-	13.5 (3.5-16.0)	3.49 (0.7-4.41)	3.87
	7	7	9	9	14	-	2.05	2.05	2.64	2.64	4.12	-	13.5 (3.5-16.0)	3.49 (0.7-4.41)	3.87
	7	7	9	9	18	-	1.89	1.89	2.43	2.43	4.86	-	13.5 (3.5-16.0)	3.48 (0.7-4.41)	3.88
	7	7	9	9	24	-	1.69	1.69	2.17	2.17	5.78	-	13.5 (3.5-16.0)	3.46 (0.7-4.41)	3.90
	7	7	9	12	12	-	2.01	2.01	2.58	3.45	3.45	-	13.5 (3.5-16.0)	3.48 (0.7-4.41)	3.88
	7	7	9	12	14	-	1.93	1.93	2.48	3.31	3.85	-	13.5 (3.5-16.0)	3.48 (0.7-4.41)	3.88
	7	7	9	12	18	-	1.78	1.78	2.29	3.06	4.59	-	13.5 (3.5-16.0)	3.47 (0.7-4.41)	3.89
	7	7	9	12	24	-	1.60	1.60	2.06	2.75	5.49	-	13.5 (3.5-16.0)	3.45 (0.7-4.41)	3.91
	7	7	9	14	14	-	1.85	1.85	2.38	3.71	3.71	-	13.5 (3.5-16.0)	3.47 (0.7-4.41)	3.89
	7	7	9	14	18	-	1.72	1.72	2.21	3.44	4.41	-	13.5 (3.5-16.0)	3.46 (0.7-4.41)	3.90
	7	7	9	14	24	-	1.55	1.55	1.99	3.10	5.31	-	13.5 (3.5-16.0)	3.44 (0.7-4.41)	3.92
	7	7	9	18	18	-	1.60	1.60	2.06	4.12	4.12	-	13.5 (3.5-16.0)	3.45 (0.7-4.41)	3.91
	7	7	12	12	12	-	1.89	1.89	3.24	3.24	3.24	-	13.5 (3.5-16.0)	3.48 (0.7-4.41)	3.88
	7	7	12	12	14	-	1.82	1.82	3.12	3.12	3.62	-	13.5 (3.5-16.0)	3.47 (0.7-4.41)	3.89
	7	7	12	12	18	-	1.69	1.69	2.89	2.89	4.34	-	13.5 (3.5-16.0)	3.46 (0.7-4.41)	3.90
	7	7	12	12	24	-	1.52	1.52	2.61	2.61	5.24	-	13.5 (3.5-16.0)	3.44 (0.7-4.41)	3.92
	7	7	12	14	14	-	1.75	1.75	3.00	3.50	3.50	-	13.5 (3.5-16.0)	3.46 (0.7-4.41)	3.90
	7	7	12	14	18	-	1.63	1.63	2.79	3.26	4.19	-	13.5 (3.5-16.0)	3.45 (0.7-4.41)	3.91
	7	7	12	18	18	-	1.52	1.52	2.62	3.92	3.92	-	13.5 (3.5-16.0)	3.44 (0.7-4.41)	3.92
	7	7	14	14	14	-	1.68	1.68	3.38	3.38	3.38	-	13.5 (3.5-16.0)	3.46 (0.7-4.41)	3.90
	7	7	14	14	18	-	1.58	1.58	3.15	3.15	4.04	-	13.5 (3.5-16.0)	3.45 (0.7-4.41)	3.91
	7	9	9	9	9	-	2.18	2.78	2.78	2.78	2.78	-	13.3 (3.5-15.6)	3.44 (0.7-4.30)	3.87
	7	9	9	9	12	-	2.05	2.64	2.64	2.64	3.53	-	13.5 (3.5-16.0)	3.49 (0.7-4.41)	3.87
	7	9	9	9	14	-	1.97	2.53	2.53	2.53	3.94	-	13.5 (3.5-16.0)	3.48 (0.7-4.41)	3.88
	7	9	9	9	18	-	1.82	2.34	2.34	2.34	4.66	-	13.5 (3.5-16.0)	3.47 (0.7-4.41)	3.89
	7	9	9	9	24	-	1.63	2.09	2.09	2.09	5.60	-	13.5 (3.5-16.0)	3.45 (0.7-4.41)	3.91
	7	9	9	12	12	-	1.92	2.48	2.48	3.31	3.31	-	13.5 (3.5-16.0)	3.48 (0.7-4.41)	3.88
	7	9	9	12	14	-	1.85	2.38	2.38	3.18	3.71	-	13.5 (3.5-16.0)	3.47 (0.7-4.41)	3.89
	7	9	9	12	18	-	1.72	2.21	2.21	2.95	4.41	-	13.5 (3.5-16.0)	3.46 (0.7-4.41)	3.90
	7	9	9	12	24	-	1.55	1.99	1.99	2.66	5.31	-	13.5 (3.5-16.0)	3.44 (0.7-4.41)	3.92
	7	9	9	14	14	-	1.78	2.29	2.29	3.57	3.57	-	13.5 (3.5-16.0)	3.47 (0.7-4.41)	3.89
	7	9	9	14	18	-	1.66	2.13	2.13	3.32	4.26	-	13.5 (3.5-16.0)	3.45 (0.7-4.41)	3.91
	7	9	9	18	18	-	1.56	1.99	1.99	3.98	3.98	-	13.5 (3.5-16.0)	3.44 (0.7-4.41)	3.92
	7	9	12	12	12	-	1.82	2.32	3.12	3.12	3.12	-	13.5 (3.5-16.0)	3.47 (0.7-4.41)	3.89
	7	9	12	12	14	-	1.75	2.25	3.00	3.00	3.50	-	13.5 (3.5-16.0)	3.46 (0.7-4.41)	3.90
	7	9	12	12	18	-	1.63	2.09	2.79	2.79	4.20	-	13.5 (3.5-16.0)	3.45 (0.7-4.41)	3.91
	7	9	12	14	14	-	1.69	2.17	2.88	3.38	3.38	-	13.5 (3.5-16.0)	3.46 (0.7-4.41)	3.90
	7	9	12	14	18	-	1.58	2.03	2.70	3.15	4.04	-	13.5 (3.5-16.0)	3.45 (0.7-4.41)	3.91
	7	9	14	14	14	-	1.63	2.09	3.26	3.26	3.26	-	13.5 (3.5-16.0)	3.45 (0.7-4.41)	3.91
	7	9	14	14	18	-	1.52	1.96	3.05	3.05	3.92	-	13.5 (3.5-16.0)	3.44 (0.7-4.41)	3.92
	7	12	12	12	12	-	1.70	2.95	2.95	2.95	2.95	-	13.5 (3.5-16.0)	3.46 (0.7-4.41)	3.90
	7	12	12	12	14	-	1.66	2.84	2.84	2.84	3.32	-	13.5 (3.5-16.0)	3.45 (0.7-4.41)	3.91
	7	12	12	12	18	-	1.55	2.66	2.66	2.66	3.97	-	13.5 (3.5-16.0)	3.44 (0.7-4.41)	3.92
	7	12	12	14	14	-	1.60	2.75	2.75	3.20	3.20	-	13.5 (3.5-16.0)	3.45 (0.7-4.41)	3.91
	7	12	14	14	14	-	1.55	2.65	3.10	3.10	3.10	-	13.5 (3.5-16.0)	3.44 (0.7-4.41)	3.92
	9	9	9	9	9	-	2.70	2.70	2.70	2.70	2.70	-	13.5 (3.5-16.0)	3.49 (0.7-4.41)	3.87
	9	9	9	9	12	-	2.53	2.53	2.53	2.53	3.38	-	13.5 (3.5-16.0)	3.48 (0.7-4.41)	3.88
	9	9	9	9	14	-	2.43	2.43	2.43	2.43	3.78	-	13.5 (3.5-16.0)	3.48 (0.7-4.41)	3.88
	9	9	9	9	18	-	2.25	2.25	2.25	2.25	4.50	-	13.5 (3.5-16.0)	3.46 (0.7-4.41)	3.90
	9	9	9	9	24	-	2.03	2.03	2.03	2.03	5.38	-	13.5 (3.5-16.0)	3.45 (0.7-4.41)	3.91
	9	9	9	12	12	-	2.38	2.38	2.38	3.18	3.18	-	13.5 (3.5-16.0)	3.47 (0.7-4.41)	3.89
	9	9	9	12	14	-	2.29	2.29	2.29	3.06	3.57	-	13.5 (3.5-16.0)	3.47 (0.7-4.41)	3.89
	9	9	9	12	18	-	2.13	2.13	2.13	2.84	4.27	-	13.5 (3.5-16.0)	3.45 (0.7-4.41)	3.91
	9	9	9	14	14	-	2.21	2.21	2.21	3.44	3.44	-	13.5 (3.5-16.0)	3.46 (0.7-4.41)	3.90
	9	9	9	14	18	-	2.06	2.06	2.06	3.20	4.12	-	13.5 (3.5-16.0)	3.45 (0.7-4.41)	3.91
	9	9	12	12	12	-	2.25	2.25	3.00	3.00	3.00	-	13.5 (3.5-16.0)	3.46 (0.7-4.41)	3.90
	9	9	12	12	14	-	2.17	2.17	2.89	2.89	3.38	-	13.5 (3.5-16.0)	3.46 (0.7-4.41)	3.90
	9	9	12	12	18	-	2.03	2.03	2.70	2.70	4.04	-	13.5 (3.5-16.0)	3.45 (0.7-4.41)	3.91
	9	9	12	14	14	-	2.09	2.09	2.80	3.26	3.26	-	13.5 (3.5-16.0)	3.45 (0.7-4.41)	3.91
	9	9	12	14	18	-	1.96	1.96	2.61	3.05	3.92	-	13.5 (3.5-16.0)	3.44 (0.7-4.41)	3.92
	9	9	14	14	14	-	2.03	2.03	3.15	3.15	3.15	-	13.5 (3.5-16.0)	3.45 (0.7-4.41)	3.91
	9	12	12	12	12	-	2.14	2.84	2.84	2.84	2.84	-	13.5 (3.5-16.0)	3.45 (0.7-4.41)	3.91
	9	12	12	12	14	-	2.06	2.75	2.75	2.75	3.19	-	13.5 (3.5-16.0)	3.45 (0.7-4.41)	3.91
	9	12	12	14	14	-	1.98	2.66	2.66	3.10	3.10	-	13.5 (3.5-16.0)	3.44 (0.7-4.41)	3.92
	12	12	12	12	12	-	2.70	2.70	2.70	2.70	2.70	-	13.5 (3.5-16.0)	3.45 (0.7-4.41)	3.91
	12	12	12	12	14	-	2.61	2.61	2.61	2.61	3.06	-	13.5 (3.5-16.0)	3.44 (0.7-4.41)	3.92

Notes: •7: 7000 Btu/h/9: 9000 Btu/h/12: 12000 Btu/h/14: 14000 Btu/h/18: 18000 Btu/h/24: 24000 Btu/h models
•The above specifications apply when connected with a wall-mounted unit.
•2 or more indoor units should be connected.
•Heating capacity is determined based on 20°CDB (indoor temperature) and 7°CDB/6°CWB (outdoor temperature).
•Pipe Length: 5 m, Height difference: 0 m (Outdoor unit to Indoor unit)
•Total capacity of indoor units connected must be between 7.5 kW and 15.5 kW.

6-unit Multi-split heating

AOHG45LBLA6	Combination of Indoor Units						Heating Operation								
							Heating Capacity							Input Power (Min. - Max.)	COP
							Unit 1	Unit 2	Unit 3	Unit 4	Unit 5	Unit 6	Total Capacity (Min. - Max.)		
							kW	kW	kW	kW	kW	kW	kW	kW	
6-unit connection	7	7	7	7	7	7	2.20	2.20	2.20	2.20	2.20	2.20	13.2 (3.5-15.3)	3.28 (0.7-4.20)	4.02
	7	7	7	7	7	9	2.15	2.15	2.15	2.15	2.15	2.75	13.5 (3.5-16.0)	3.37 (0.7-4.41)	4.00
	7	7	7	7	7	12	2.01	2.01	2.01	2.01	2.01	3.45	13.5 (3.5-16.0)	3.37 (0.7-4.41)	4.00
	7	7	7	7	7	14	1.93	1.93	1.93	1.93	1.93	3.85	13.5 (3.5-16.0)	3.37 (0.7-4.41)	4.00
	7	7	7	7	7	18	1.78	1.78	1.78	1.78	1.78	4.60	13.5 (3.5-16.0)	3.37 (0.7-4.41)	4.00
	7	7	7	7	7	24	1.60	1.60	1.60	1.60	1.60	5.50	13.5 (3.5-16.0)	3.37 (0.7-4.41)	4.00
	7	7	7	7	9	9	2.05	2.05	2.05	2.05	2.65	2.65	13.5 (3.5-16.0)	3.37 (0.7-4.41)	4.00
	7	7	7	7	9	12	1.93	1.93	1.93	1.93	2.48	3.30	13.5 (3.5-16.0)	3.37 (0.7-4.41)	4.00
	7	7	7	7	9	14	1.85	1.85	1.85	1.85	2.38	3.72	13.5 (3.5-16.0)	3.37 (0.7-4.41)	4.00
	7	7	7	7	9	18	1.72	1.72	1.72	1.72	2.21	4.41	13.5 (3.5-16.0)	3.37 (0.7-4.41)	4.00
	7	7	7	7	9	24	1.55	1.55	1.55	1.55	1.99	5.31	13.5 (3.5-16.0)	3.37 (0.7-4.41)	4.00
	7	7	7	7	12	12	1.82	1.82	1.82	1.82	3.11	3.11	13.5 (3.5-16.0)	3.37 (0.7-4.41)	4.00
	7	7	7	7	12	14	1.75	1.75	1.75	1.75	3.00	3.50	13.5 (3.5-16.0)	3.37 (0.7-4.41)	4.00
	7	7	7	7	12	18	1.63	1.63	1.63	1.63	2.79	4.19	13.5 (3.5-16.0)	3.37 (0.7-4.41)	4.00
	7	7	7	7	14	14	1.69	1.69	1.69	1.69	3.37	3.37	13.5 (3.5-16.0)	3.37 (0.7-4.41)	4.00
	7	7	7	7	14	18	1.58	1.58	1.58	1.58	3.15	4.03	13.5 (3.5-16.0)	3.37 (0.7-4.41)	4.00
	7	7	7	9	9	9	1.97	1.97	1.97	2.53	2.53	2.53	13.5 (3.5-16.0)	3.37 (0.7-4.41)	4.00
	7	7	7	9	9	12	1.85	1.85	1.85	2.38	2.38	3.19	13.5 (3.5-16.0)	3.37 (0.7-4.41)	4.00
	7	7	7	9	9	14	1.78	1.78	1.78	2.29	2.29	3.58	13.5 (3.5-16.0)	3.37 (0.7-4.41)	4.00
	7	7	7	9	9	18	1.66	1.66	1.66	2.13	2.13	4.26	13.5 (3.5-16.0)	3.37 (0.7-4.41)	4.00
	7	7	7	9	12	12	1.75	1.75	1.75	2.25	3.00	3.00	13.5 (3.5-16.0)	3.37 (0.7-4.41)	4.00
	7	7	7	9	12	14	1.69	1.69	1.69	2.17	2.89	3.37	13.5 (3.5-16.0)	3.37 (0.7-4.41)	4.00
	7	7	7	9	12	18	1.58	1.58	1.58	2.03	2.70	4.03	13.5 (3.5-16.0)	3.37 (0.7-4.41)	4.00
	7	7	7	9	14	14	1.63	1.63	1.63	2.09	3.26	3.26	13.5 (3.5-16.0)	3.37 (0.7-4.41)	4.00
	7	7	7	12	12	12	1.66	1.66	1.66	2.84	2.84	2.84	13.5 (3.5-16.0)	3.37 (0.7-4.41)	4.00
	7	7	7	12	12	14	1.60	1.60	1.60	2.75	2.75	3.20	13.5 (3.5-16.0)	3.37 (0.7-4.41)	4.00
	7	7	7	12	14	14	1.55	1.55	1.55	2.65	3.10	3.10	13.5 (3.5-16.0)	3.37 (0.7-4.41)	4.00
	7	7	9	9	9	9	1.89	1.89	2.43	2.43	2.43	2.43	13.5 (3.5-16.0)	3.37 (0.7-4.41)	4.00
	7	7	9	9	9	12	1.78	1.78	2.29	2.29	2.29	3.07	13.5 (3.5-16.0)	3.37 (0.7-4.41)	4.00
	7	7	9	9	9	14	1.72	1.72	2.21	2.21	2.21	3.43	13.5 (3.5-16.0)	3.37 (0.7-4.41)	4.00
	7	7	9	9	9	18	1.60	1.60	2.06	2.06	2.06	4.12	13.5 (3.5-16.0)	3.37 (0.7-4.41)	4.00
	7	7	9	9	12	12	1.69	1.69	2.17	2.17	2.89	2.89	13.5 (3.5-16.0)	3.37 (0.7-4.41)	4.00
	7	7	9	9	12	14	1.63	1.63	2.09	2.09	2.79	3.27	13.5 (3.5-16.0)	3.37 (0.7-4.41)	4.00
	7	7	9	9	12	18	1.52	1.52	1.96	1.96	2.61	3.93	13.5 (3.5-16.0)	3.37 (0.7-4.41)	4.00
	7	7	9	9	14	14	1.58	1.58	2.03	2.03	3.14	3.14	13.5 (3.5-16.0)	3.37 (0.7-4.41)	4.00
	7	7	9	12	12	12	1.60	1.60	2.05	2.75	2.75	2.75	13.5 (3.5-16.0)	3.37 (0.7-4.41)	4.00
	7	7	9	12	12	14	1.55	1.55	1.99	2.66	2.66	3.09	13.5 (3.5-16.0)	3.37 (0.7-4.41)	4.00
	7	7	12	12	12	12	1.53	1.53	2.61	2.61	2.61	2.61	13.5 (3.5-16.0)	3.37 (0.7-4.41)	4.00
	7	9	9	9	9	9	1.80	2.34	2.34	2.34	2.34	2.34	13.5 (3.5-16.0)	3.37 (0.7-4.41)	4.00
	7	9	9	9	9	12	1.72	2.21	2.21	2.21	2.21	2.94	13.5 (3.5-16.0)	3.37 (0.7-4.41)	4.00
	7	9	9	9	9	14	1.66	2.13	2.13	2.13	2.13	3.32	13.5 (3.5-16.0)	3.37 (0.7-4.41)	4.00
	7	9	9	9	12	12	1.65	2.09	2.09	2.09	2.79	2.79	13.5 (3.5-16.0)	3.37 (0.7-4.41)	4.00
	7	9	9	9	12	14	1.58	2.03	2.03	2.03	2.69	3.14	13.5 (3.5-16.0)	3.37 (0.7-4.41)	4.00
	7	9	9	12	12	12	1.54	1.99	1.99	2.66	2.66	2.66	13.5 (3.5-16.0)	3.37 (0.7-4.41)	4.00
	9	9	9	9	9	9	2.25	2.25	2.25	2.25	2.25	2.25	13.5 (3.5-16.0)	3.37 (0.7-4.41)	4.00
	9	9	9	9	9	12	2.13	2.13	2.13	2.13	2.13	2.85	13.5 (3.5-16.0)	3.37 (0.7-4.41)	4.00
	9	9	9	9	12	12	2.03	2.03	2.03	2.03	2.69	2.69	13.5 (3.5-16.0)	3.37 (0.7-4.41)	4.00

Notes:
- 7: 7000 Btu/h/9: 9000 Btu/h/12: 12000 Btu/h/14: 14000 Btu/h/18: 18000 Btu/h/24: 24000 Btu/h models
- The above specifications apply when connected with a wall-mounted unit.
- 2 or more indoor units should be connected.
- Heating capacity is determined based on 20°CDB (indoor temperature) and 7°CDB/6°CWB (outdoor temperature).
- Pipe Length: 5 m, Height difference: 0 m (Outdoor unit to Indoor unit)
- Total capacity of indoor units connected must be between 7.5 kW and 15.5 kW.

8-unit Multi-split Combination Table–Cooling

8-unit Multi-split cooling

AOHG45LBT8	Combination of Indoor Units								Cooling Operation								
									Cooling Capacity								Input power
									Unit 1	Unit 2	Unit 3	Unit 4	Unit 5	Unit 6	Unit 7	Unit 8	Total	
									kW	kW	kW	kW	kW	kW	kW	kW	kW	kW
2-unit connection	24	24	-	-	-	-	-	-	7.03	7.03	-	-	-	-	-	-	14.06	5.20
	18	24	-	-	-	-	-	-	5.27	7.03	-	-	-	-	-	-	12.30	4.24
3-unit connection	18	18	24	-	-	-	-	-	4.63	4.63	6.18	-	-	-	-	-	15.45	5.89
	18	18	18	-	-	-	-	-	5.01	5.01	5.01	-	-	-	-	-	15.03	5.90
	14	24	24	-	-	-	-	-	3.54	6.07	6.07	-	-	-	-	-	15.68	5.87
	14	18	24	-	-	-	-	-	3.84	4.94	6.59	-	-	-	-	-	15.37	5.90
	14	18	18	-	-	-	-	-	4.10	5.27	5.27	-	-	-	-	-	14.64	5.50
	14	14	24	-	-	-	-	-	4.10	4.10	7.03	-	-	-	-	-	15.23	5.79
	14	14	18	-	-	-	-	-	4.10	4.10	5.27	-	-	-	-	-	13.47	4.89
	14*1	14*1	14*1	-	-	-	-	-	4.10	4.10	4.10	-	-	-	-	-	12.30	4.24
	12	24	24	-	-	-	-	-	3.09	6.18	6.18	-	-	-	-	-	15.45	5.89
	12	18	24	-	-	-	-	-	3.35	5.01	6.68	-	-	-	-	-	15.04	5.90
	12	18	18	-	-	-	-	-	3.52	5.27	5.27	-	-	-	-	-	14.06	5.20
	12	14	24	-	-	-	-	-	3.52	4.10	7.03	-	-	-	-	-	14.65	5.50
	12	14	18	-	-	-	-	-	3.52	4.10	5.27	-	-	-	-	-	12.89	4.57
	12*1	14*1	14*1	-	-	-	-	-	3.52	4.10	4.10	-	-	-	-	-	11.72	3.91
	12	12	24	-	-	-	-	-	3.52	3.52	7.03	-	-	-	-	-	14.07	5.20
	12	12	18	-	-	-	-	-	3.52	3.52	5.27	-	-	-	-	-	12.31	4.24
	9	24	24	-	-	-	-	-	2.46	6.54	6.54	-	-	-	-	-	15.54	5.90
	9	18	24	-	-	-	-	-	2.64	5.27	7.03	-	-	-	-	-	14.94	5.65
	9	18	18	-	-	-	-	-	2.64	5.27	5.27	-	-	-	-	-	13.18	4.73
	9	14	24	-	-	-	-	-	2.64	4.10	7.03	-	-	-	-	-	13.77	5.05
	9	14	18	-	-	-	-	-	2.64	4.10	5.27	-	-	-	-	-	12.01	4.08
	9	12	24	-	-	-	-	-	2.64	3.52	7.03	-	-	-	-	-	13.19	4.73
	9	12	18	-	-	-	-	-	2.64	3.52	5.27	-	-	-	-	-	11.43	3.74
	9	9	24	-	-	-	-	-	2.64	2.64	7.03	-	-	-	-	-	12.31	4.24
	7	24	24	-	-	-	-	-	1.93	6.64	6.64	-	-	-	-	-	15.21	5.90
	7	18	24	-	-	-	-	-	2.05	5.27	7.03	-	-	-	-	-	14.35	5.35
	7	18	18	-	-	-	-	-	2.05	5.27	5.27	-	-	-	-	-	12.59	4.41
	7	14	24	-	-	-	-	-	2.05	4.10	7.03	-	-	-	-	-	13.18	4.73
	7	14	18	-	-	-	-	-	2.05	4.10	5.27	-	-	-	-	-	11.42	3.74
	7	12	24	-	-	-	-	-	2.05	3.52	7.03	-	-	-	-	-	12.60	4.41
	7	9	24	-	-	-	-	-	2.05	2.64	7.03	-	-	-	-	-	11.72	3.91
4-unit connection	14	14	14	18	-	-	-	-	3.60	3.60	3.60	4.63	-	-	-	-	15.45	5.89
	14	14	14	14	-	-	-	-	3.84	3.84	3.84	3.84	-	-	-	-	15.37	5.90
	12	14	18	18	-	-	-	-	3.04	3.54	4.55	4.55	-	-	-	-	15.68	5.87
	12	14	14	18	-	-	-	-	3.15	3.67	3.67	4.72	-	-	-	-	15.21	5.90
	12	14	14	14	-	-	-	-	3.35	3.90	3.90	3.90	-	-	-	-	15.04	5.90
	12	12	18	18	-	-	-	-	3.09	3.09	4.63	4.63	-	-	-	-	15.45	5.89
	12	12	14	24	-	-	-	-	3.04	3.04	3.54	6.07	-	-	-	-	15.69	5.87
	12	12	14	18	-	-	-	-	3.30	3.30	3.84	4.94	-	-	-	-	15.38	5.90
	12	12	14	14	-	-	-	-	3.52	3.52	4.10	4.10	-	-	-	-	15.24	5.79
	12	12	12	24	-	-	-	-	3.09	3.09	3.09	6.18	-	-	-	-	15.45	5.89
	12	12	12	18	-	-	-	-	3.35	3.35	3.35	5.01	-	-	-	-	15.05	5.90
	12	12	12	14	-	-	-	-	3.52	3.52	3.52	4.10	-	-	-	-	14.66	5.50
	12	12	12	12	-	-	-	-	3.52	3.52	3.52	3.52	-	-	-	-	14.08	5.20
	9	14	18	18	-	-	-	-	2.34	3.64	4.67	4.67	-	-	-	-	15.33	5.89
	9	14	14	24	-	-	-	-	2.30	3.57	3.57	6.12	-	-	-	-	15.57	5.88
	9	14	14	18	-	-	-	-	2.49	3.87	3.87	4.97	-	-	-	-	15.21	5.90
	9	14	14	14	-	-	-	-	2.64	4.10	4.10	4.10	-	-	-	-	14.94	5.65
	9	12	18	18	-	-	-	-	2.46	3.28	4.90	4.90	-	-	-	-	15.54	5.90
	9	12	14	24	-	-	-	-	2.34	3.12	3.64	6.23	-	-	-	-	15.33	5.89
	9	12	14	18	-	-	-	-	2.53	3.37	3.93	5.05	-	-	-	-	14.87	5.90
	9	12	14	14	-	-	-	-	2.64	3.52	4.10	4.10	-	-	-	-	14.36	5.35
	9	12	12	24	-	-	-	-	2.46	3.28	3.28	6.54	-	-	-	-	15.55	5.90
	9	12	12	18	-	-	-	-	2.64	3.52	3.52	5.27	-	-	-	-	14.95	5.65
	9	12	12	14	-	-	-	-	2.64	3.52	3.52	4.10	-	-	-	-	13.78	5.05
	9	12	12	12	-	-	-	-	2.64	3.52	3.52	3.52	-	-	-	-	13.20	4.73
	9	9	18	24	-	-	-	-	2.32	2.32	4.63	6.18	-	-	-	-	15.45	5.89
	9	9	18	18	-	-	-	-	2.51	2.51	5.01	5.01	-	-	-	-	15.04	5.90
	9	9	14	24	-	-	-	-	2.47	2.47	3.84	6.59	-	-	-	-	15.38	5.90
	9	9	14	18	-	-	-	-	2.64	2.64	4.10	5.27	-	-	-	-	14.65	5.50
	9	9	14	14	-	-	-	-	2.64	2.64	4.10	4.10	-	-	-	-	13.48	4.89
	9	9	12	24	-	-	-	-	2.51	2.51	3.35	6.68	-	-	-	-	15.05	5.90
	9	9	12	18	-	-	-	-	2.64	2.64	3.52	5.27	-	-	-	-	14.07	5.20
	9	9	12	14	-	-	-	-	2.64	2.64	3.52	4.10	-	-	-	-	12.90	4.57
	9	9	12	12	-	-	-	-	2.64	2.64	3.52	3.52	-	-	-	-	12.32	4.24
	9	9	9	24	-	-	-	-	2.64	2.64	2.64	7.03	-	-	-	-	14.95	5.65
	9	9	9	18	-	-	-	-	2.64	2.64	2.64	5.27	-	-	-	-	13.19	4.73
	9	9	9	14	-	-	-	-	2.64	2.64	2.64	4.10	-	-	-	-	12.02	4.08
	9	9	9	12	-	-	-	-	2.64	2.64	2.64	3.52	-	-	-	-	11.44	3.74
	7	18	18	18	-	-	-	-	1.79	4.59	4.59	4.59	-	-	-	-	15.56	5.88
	7	14	18	18	-	-	-	-	1.91	3.82	4.91	4.91	-	-	-	-	15.54	5.90
	7	14	14	24	-	-	-	-	1.82	3.64	3.64	6.24	-	-	-	-	15.33	5.89
	7	14	14	18	-	-	-	-	1.96	3.93	3.93	5.05	-	-	-	-	14.87	5.90
	7	14	14	14	-	-	-	-	2.05	4.10	4.10	4.10	-	-	-	-	14.35	5.35
	7	12	18	24	-	-	-	-	1.79	3.07	4.59	6.12	-	-	-	-	15.57	5.88
	7	12	18	18	-	-	-	-	1.93	3.32	4.97	4.97	-	-	-	-	15.21	5.90
	7	12	14	24	-	-	-	-	1.91	3.28	3.82	6.54	-	-	-	-	15.54	5.90
	7	12	14	18	-	-	-	-	2.05	3.52	4.10	5.27	-	-	-	-	14.94	5.65
	7	12	14	14	-	-	-	-	2.05	3.52	4.10	4.10	-	-	-	-	13.77	5.05
	7	12	12	24	-	-	-	-	1.93	3.32	3.32	6.63	-	-	-	-	15.21	5.90
	7	12	12	18	-	-	-	-	2.05	3.52	3.52	5.27	-	-	-	-	14.36	5.35
	7	12	12	14	-	-	-	-	2.05	3.52	3.52	4.10	-	-	-	-	13.19	4.73
	7	12	12	12	-	-	-	-	2.05	3.52	3.52	3.52	-	-	-	-	12.61	4.41
	7	9	18	24	-	-	-	-	1.84	2.36	4.72	6.29	-	-	-	-	15.21	5.90
	7	9	18	18	-	-	-	-	2.05	2.64	5.27	5.27	-	-	-	-	15.23	5.79
	7	9	14	24	-	-	-	-	1.95	2.51	3.90	6.68	-	-	-	-	15.04	5.90
	7	9	14	18	-	-	-	-	2.05	2.64	4.10	5.27	-	-	-	-	14.06	5.20
	7	9	12	24	-	-	-	-	2.05	2.64	3.52	7.03	-	-	-	-	15.24	5.79
	7	9	12	18	-	-	-	-	2.05	2.64	3.52	5.27	-	-	-	-	13.48	4.89
	7	9	12	14	-	-	-	-	2.05	2.64	3.52	4.10	-	-	-	-	12.31	4.24
	7	9	12	12	-	-	-	-	2.05	2.64	3.52	3.52	-	-	-	-	11.73	3.91
	7	9	9	24	-	-	-	-	2.05	2.64	2.64	7.03	-	-	-	-	14.36	5.35
	7	9	9	18	-	-	-	-	2.05	2.64	2.64	5.27	-	-	-	-	12.60	4.41
	7	9	9	14	-	-	-	-	2.05	2.64	2.64	4.10	-	-	-	-	11.43	3.74
	7	7	24	24	-	-	-	-	1.77	1.77	6.07	6.07	-	-	-	-	15.68	5.87
	7	7	18	24	-	-	-	-	1.92	1.92	4.94	6.59	-	-	-	-	15.37	5.90
	7	7	18	18	-	-	-	-	2.05	2.05	5.27	5.27	-	-	-	-	14.64	5.50
	7	7	14	24	-	-	-	-	2.05	2.05	4.10	7.03	-	-	-	-	15.23	5.79

Notes: •Cooling capacity is determined based on 27°CDB/19°CWB (indoor temperature) and 35°CDB (outdoor temperature).
•Pipe Length: 5 m (Outdoor unit to Branch box), 3 m (Branch box to Indoor unit)
•Height difference: 0 m (Outdoor unit to Indoor unit)
•The specifications in the table are for reference only. These values are calculated at standard conditions.
Refer to "Model Selection" in the D&T manual to select your model.
*1: LMC type is not available for this combination.

8-unit Multi-split cooling

AOHG45LBT8	Combination of Indoor Units								Cooling Operation								
									Cooling Capacity								Input power
									Unit 1	Unit 2	Unit 3	Unit 4	Unit 5	Unit 6	Unit 7	Unit 8	Total	
									kW	kW	kW	kW	kW	kW	kW	kW	kW	kW
4-unit connection	7	7	14	18	-	-	-	-	2.05	2.05	4.10	5.27	-	-	-	-	13.47	4.89
	7	7	14	14	-	-	-	-	2.05	2.05	4.10	4.10	-	-	-	-	12.30	4.24
	7	7	12	24	-	-	-	-	2.05	2.05	3.52	7.03	-	-	-	-	14.65	5.50
	7	7	12	18	-	-	-	-	2.05	2.05	3.52	5.27	-	-	-	-	12.89	4.57
	7	7	12	14	-	-	-	-	2.05	2.05	3.52	4.10	-	-	-	-	11.72	3.91
	7	7	9	24	-	-	-	-	2.05	2.05	2.64	7.03	-	-	-	-	13.77	5.05
	7	7	9	18	-	-	-	-	2.05	2.05	2.64	5.27	-	-	-	-	12.01	4.08
	7	7	7	24	-	-	-	-	2.05	2.05	2.05	7.03	-	-	-	-	13.18	4.73
	7	7	7	18	-	-	-	-	2.05	2.05	2.05	5.27	-	-	-	-	11.42	3.74
5-unit connection	12	12	12	12	14	-	-	-	3.04	3.04	3.04	3.04	3.54	-	-	-	15.69	5.87
	12	12	12	12	12	-	-	-	3.09	3.09	3.09	3.09	3.09	-	-	-	15.46	5.89
	9	12	12	14	14	-	-	-	2.30	3.07	3.07	3.57	3.57	-	-	-	15.57	5.88
	9	12	12	12	14	-	-	-	2.34	3.12	3.12	3.12	3.63	-	-	-	15.34	5.89
	9	12	12	12	12	-	-	-	2.46	3.27	3.27	3.27	3.27	-	-	-	15.55	5.90
	9	9	14	14	14	-	-	-	2.32	2.32	3.60	3.60	3.60	-	-	-	15.45	5.89
	9	9	12	14	18	-	-	-	2.28	2.28	3.04	3.54	4.55	-	-	-	15.69	5.87
	9	9	12	14	14	-	-	-	2.36	2.36	3.15	3.67	3.67	-	-	-	15.21	5.90
	9	9	12	12	18	-	-	-	2.32	2.32	3.09	3.09	4.63	-	-	-	15.45	5.89
	9	9	12	12	14	-	-	-	2.47	2.47	3.30	3.30	3.84	-	-	-	15.38	5.90
	9	9	12	12	12	-	-	-	2.51	2.51	3.34	3.34	3.34	-	-	-	15.05	5.90
	9	9	9	14	18	-	-	-	2.34	2.34	2.34	3.64	4.67	-	-	-	15.33	5.89
	9	9	9	14	14	-	-	-	2.49	2.49	2.49	3.87	3.87	-	-	-	15.21	5.90
	9	9	9	12	18	-	-	-	2.46	2.46	2.46	3.28	4.90	-	-	-	15.55	5.90
	9	9	9	12	14	-	-	-	2.53	2.53	2.53	3.37	3.93	-	-	-	14.88	5.90
	9	9	9	12	12	-	-	-	2.64	2.64	2.64	3.52	3.52	-	-	-	14.96	5.65
	9	9	9	9	24	-	-	-	2.32	2.32	2.32	2.32	6.18	-	-	-	15.45	5.89
	9	9	9	9	18	-	-	-	2.51	2.51	2.51	2.51	5.01	-	-	-	15.05	5.90
	9	9	9	9	14	-	-	-	2.64	2.64	2.64	2.64	4.10	-	-	-	14.66	5.50
	9	9	9	9	12	-	-	-	2.64	2.64	2.64	2.64	3.52	-	-	-	14.08	5.20
	9	9	9	9	9	-	-	-	2.64	2.64	2.64	2.64	2.64	-	-	-	13.20	4.73
	7	12	14	14	14	-	-	-	1.79	3.07	3.57	3.57	3.57	-	-	-	15.57	5.88
	7	12	12	14	14	-	-	-	1.82	3.12	3.12	3.64	3.64	-	-	-	15.33	5.89
	7	12	12	12	18	-	-	-	1.79	3.07	3.07	3.07	4.59	-	-	-	15.57	5.88
	7	12	12	12	14	-	-	-	1.91	3.28	3.28	3.28	3.82	-	-	-	15.55	5.90
	7	12	12	12	12	-	-	-	1.93	3.32	3.32	3.32	3.32	-	-	-	15.22	5.90
	7	9	14	14	18	-	-	-	1.77	2.28	3.54	3.54	4.55	-	-	-	15.68	5.87
	7	9	14	14	14	-	-	-	1.84	2.36	3.67	3.67	3.67	-	-	-	15.21	5.90
	7	9	12	14	18	-	-	-	1.80	2.32	3.09	3.60	4.63	-	-	-	15.45	5.89
	7	9	12	14	14	-	-	-	1.92	2.47	3.30	3.84	3.84	-	-	-	15.38	5.90
	7	9	12	12	18	-	-	-	1.83	2.36	3.15	3.15	4.72	-	-	-	15.21	5.90
	7	9	12	12	14	-	-	-	1.95	2.51	3.35	3.35	3.90	-	-	-	15.05	5.90
	7	9	12	12	12	-	-	-	2.05	2.64	3.52	3.52	3.52	-	-	-	15.25	5.79
	7	9	9	18	18	-	-	-	1.79	2.30	2.30	4.59	4.59	-	-	-	15.57	5.88
	7	9	9	14	18	-	-	-	1.91	2.46	2.46	3.82	4.90	-	-	-	15.54	5.90
	7	9	9	14	14	-	-	-	1.96	2.53	2.53	3.93	3.93	-	-	-	14.87	5.90
	7	9	9	12	24	-	-	-	1.79	2.30	2.30	3.07	6.12	-	-	-	15.57	5.88
	7	9	9	12	18	-	-	-	1.93	2.49	2.49	3.32	4.97	-	-	-	15.21	5.90
	7	9	9	12	14	-	-	-	2.05	2.64	2.64	3.52	4.10	-	-	-	14.95	5.65
	7	9	9	12	12	-	-	-	2.05	2.64	2.64	3.52	3.52	-	-	-	14.37	5.35
	7	9	9	9	24	-	-	-	1.83	2.36	2.36	2.36	6.29	-	-	-	15.21	5.90
	7	9	9	9	18	-	-	-	2.05	2.64	2.64	2.64	5.27	-	-	-	15.24	5.79
	7	9	9	9	14	-	-	-	2.05	2.64	2.64	2.64	4.10	-	-	-	14.07	5.20
	7	9	9	9	12	-	-	-	2.05	2.64	2.64	2.64	3.52	-	-	-	13.49	4.89
	7	9	9	9	9	-	-	-	2.05	2.64	2.64	2.64	2.64	-	-	-	12.61	4.41
	7	7	14	14	18	-	-	-	1.80	1.80	3.60	3.60	4.63	-	-	-	15.45	5.89
	7	7	14	14	14	-	-	-	1.92	1.92	3.84	3.84	3.84	-	-	-	15.37	5.90
	7	7	12	18	18	-	-	-	1.77	1.77	3.04	4.55	4.55	-	-	-	15.68	5.87
	7	7	12	14	18	-	-	-	1.84	1.84	3.15	3.67	4.72	-	-	-	15.21	5.90
	7	7	12	14	14	-	-	-	1.95	1.95	3.35	3.90	3.90	-	-	-	15.04	5.90
	7	7	12	12	24	-	-	-	1.77	1.77	3.04	3.04	6.07	-	-	-	15.69	5.87
	7	7	12	12	14	-	-	-	2.05	2.05	3.52	3.52	4.10	-	-	-	15.24	5.79
	7	7	12	12	12	-	-	-	2.05	2.05	3.52	3.52	3.52	-	-	-	14.66	5.50
	7	7	9	18	18	-	-	-	1.82	1.82	2.34	4.67	4.67	-	-	-	15.33	5.89
	7	7	9	14	24	-	-	-	1.79	1.79	2.30	3.57	6.12	-	-	-	15.57	5.88
	7	7	9	14	18	-	-	-	1.93	1.93	2.49	3.87	4.97	-	-	-	15.21	5.90
	7	7	9	14	14	-	-	-	2.05	2.05	2.64	4.10	4.10	-	-	-	14.94	5.65
	7	7	9	12	24	-	-	-	1.82	1.82	2.34	3.12	6.23	-	-	-	15.33	5.89
	7	7	9	12	18	-	-	-	1.96	1.96	2.53	3.37	5.05	-	-	-	14.87	5.90
	7	7	9	12	14	-	-	-	2.05	2.05	2.64	3.52	4.10	-	-	-	14.36	5.35
	7	7	9	12	12	-	-	-	2.05	2.05	2.64	3.52	3.52	-	-	-	13.78	5.05
	7	7	9	9	24	-	-	-	1.92	1.92	2.47	2.47	6.59	-	-	-	15.38	5.90
	7	7	9	9	18	-	-	-	2.05	2.05	2.64	2.64	5.27	-	-	-	14.65	5.50
	7	7	9	9	14	-	-	-	2.05	2.05	2.64	2.64	4.10	-	-	-	13.48	4.89
	7	7	9	9	12	-	-	-	2.05	2.05	2.64	2.64	3.52	-	-	-	12.90	4.57
	7	7	9	9	9	-	-	-	2.05	2.05	2.64	2.64	2.64	-	-	-	12.02	4.08
	7	7	7	18	18	-	-	-	1.91	1.91	1.91	4.91	4.91	-	-	-	15.54	5.90
	7	7	7	14	24	-	-	-	1.82	1.82	1.82	3.64	6.24	-	-	-	15.33	5.89
	7	7	7	14	18	-	-	-	1.96	1.96	1.96	3.93	5.05	-	-	-	14.87	5.90
	7	7	7	14	14	-	-	-	2.05	2.05	2.05	4.10	4.10	-	-	-	14.35	5.35
	7	7	7	12	24	-	-	-	1.91	1.91	1.91	3.28	6.54	-	-	-	15.54	5.90
	7	7	7	12	18	-	-	-	2.05	2.05	2.05	3.52	5.27	-	-	-	14.94	5.65
	7	7	7	12	14	-	-	-	2.05	2.05	2.05	3.52	4.10	-	-	-	13.77	5.05
	7	7	7	12	12	-	-	-	2.05	2.05	2.05	3.52	3.52	-	-	-	13.19	4.73
	7	7	7	9	24	-	-	-	1.95	1.95	1.95	2.51	6.68	-	-	-	15.04	5.90
	7	7	7	9	18	-	-	-	2.05	2.05	2.05	2.64	5.27	-	-	-	14.06	5.20
	7	7	7	9	14	-	-	-	2.05	2.05	2.05	2.64	4.10	-	-	-	12.89	4.57
	7	7	7	9	12	-	-	-	2.05	2.05	2.05	2.64	3.52	-	-	-	12.31	4.24
	7	7	7	9	9	-	-	-	2.05	2.05	2.05	2.64	2.64	-	-	-	11.43	3.74
	7	7	7	7	24	-	-	-	2.05	2.05	2.05	2.05	7.03	-	-	-	15.23	5.79
	7	7	7	7	18	-	-	-	2.05	2.05	2.05	2.05	5.27	-	-	-	13.47	4.89
	7	7	7	7	14	-	-	-	2.05	2.05	2.05	2.05	4.10	-	-	-	12.30	4.24
	7	7	7	7	12	-	-	-	2.05	2.05	2.05	2.05	3.52	-	-	-	11.72	3.91
6-unit connection	9	9	9	9	12	14	-	-	2.28	2.28	2.28	2.28	3.04	3.54	-	-	15.69	5.87
	9	9	9	9	12	12	-	-	2.32	2.32	2.32	2.32	3.09	3.09	-	-	15.46	5.89
	9	9	9	9	9	14	-	-	2.34	2.34	2.34	2.34	2.34	3.63	-	-	15.34	5.89
	9	9	9	9	9	12	-	-	2.46	2.46	2.46	2.46	2.46	3.27	-	-	15.55	5.90
	9	9	9	9	9	9	-	-	2.51	2.51	2.51	2.51	2.51	2.51	-	-	15.05	5.90
	7	9	9	12	12	12	-	-	1.78	2.30	2.30	3.06	3.06	3.06	-	-	15.57	5.88
	7	9	9	9	12	14	-	-	1.80	2.32	2.32	2.32	3.09	3.60	-	-	15.45	5.89
	7	9	9	9	12	12	-	-	1.83	2.36	2.36	2.36	3.15	3.15	-	-	15.22	5.90

Notes:
- Cooling capacity is determined based on 27°CDB/19°CWB (indoor temperature) and 35°CDB (outdoor temperature).
- Pipe Length: 5 m (Outdoor unit to Branch box), 3 m (Branch box to Indoor unit)
- Height difference: 0 m (Outdoor unit to Indoor unit)
- The specifications in the table are for reference only. These values are calculated at standard conditions. Refer to "Model Selection" in the D&T manual to select your model.

8-unit Multi-split Combination Table–Cooling/Heating

8-unit Multi-split cooling

AOHG45LBT8	Combination of Indoor Units								Cooling Operation								
									Cooling Capacity								Input power
									Unit 1	Unit 2	Unit 3	Unit 4	Unit 5	Unit 6	Unit 7	Unit 8	Total	
									kW	kW	kW	kW	kW	kW	kW	kW	kW	kW
6-unit connection	7	9	9	9	9	18	-	-	1.79	2.30	2.30	2.30	2.30	4.59	-	-	15.57	5.88
	7	9	9	9	9	12	-	-	1.93	2.49	2.49	2.49	2.49	3.32	-	-	15.22	5.90
	7	9	9	9	9	9	-	-	2.05	2.64	2.64	2.64	2.64	2.64	-	-	15.25	5.79
	7	7	12	12	12	12	-	-	1.77	1.77	3.04	3.04	3.04	3.04	-	-	15.69	5.87
	7	7	9	12	12	14	-	-	1.79	1.79	2.30	3.07	3.07	3.57	-	-	15.57	5.88
	7	7	9	12	12	12	-	-	1.82	1.82	2.34	3.12	3.12	3.12	-	-	15.34	5.89
	7	7	9	9	14	14	-	-	1.80	1.80	2.32	2.32	3.60	3.60	-	-	15.45	5.89
	7	7	9	9	12	18	-	-	1.77	1.77	2.28	2.28	3.04	4.55	-	-	15.69	5.87
	7	7	9	9	12	14	-	-	1.83	1.83	2.36	2.36	3.15	3.67	-	-	15.21	5.90
	7	7	9	9	12	12	-	-	1.92	1.92	2.47	2.47	3.30	3.30	-	-	15.38	5.90
	7	7	9	9	9	18	-	-	1.82	1.82	2.34	2.34	2.34	4.67	-	-	15.33	5.89
	7	7	9	9	9	14	-	-	1.93	1.93	2.49	2.49	2.49	3.87	-	-	15.21	5.90
	7	7	9	9	9	12	-	-	1.96	1.96	2.53	2.53	2.53	3.37	-	-	14.88	5.90
	7	7	9	9	9	9	-	-	2.05	2.05	2.64	2.64	2.64	2.64	-	-	14.66	5.50
	7	7	7	12	14	14	-	-	1.79	1.79	1.79	3.07	3.57	3.57	-	-	15.57	5.88
	7	7	7	12	12	14	-	-	1.82	1.82	1.82	3.12	3.12	3.64	-	-	15.33	5.89
	7	7	7	12	12	12	-	-	1.91	1.91	1.91	3.28	3.28	3.28	-	-	15.55	5.90
	7	7	7	9	14	18	-	-	1.77	1.77	1.77	2.28	3.54	4.55	-	-	15.68	5.87
	7	7	7	9	14	14	-	-	1.84	1.84	1.84	2.36	3.67	3.67	-	-	15.21	5.90
	7	7	7	9	12	18	-	-	1.80	1.80	1.80	2.32	3.09	4.63	-	-	15.45	5.89
	7	7	7	9	12	14	-	-	1.92	1.92	1.92	2.47	3.30	3.84	-	-	15.38	5.90
	7	7	7	9	12	12	-	-	1.95	1.95	1.95	2.51	3.35	3.35	-	-	15.05	5.90
	7	7	7	9	9	18	-	-	1.91	1.91	1.91	2.46	2.46	4.90	-	-	15.54	5.90
	7	7	7	9	9	14	-	-	1.96	1.96	1.96	2.53	2.53	3.93	-	-	14.87	5.90
	7	7	7	9	9	12	-	-	2.05	2.05	2.05	2.64	2.64	3.52	-	-	14.95	5.65
	7	7	7	9	9	9	-	-	2.05	2.05	2.05	2.64	2.64	2.64	-	-	14.07	5.20
	7	7	7	7	14	18	-	-	1.80	1.80	1.80	1.80	3.60	4.63	-	-	15.45	5.89
	7	7	7	7	14	14	-	-	1.92	1.92	1.92	1.92	3.84	3.84	-	-	15.37	5.90
	7	7	7	7	12	18	-	-	1.84	1.84	1.84	1.84	3.15	4.72	-	-	15.21	5.90
	7	7	7	7	12	14	-	-	1.95	1.95	1.95	1.95	3.35	3.90	-	-	15.04	5.90
	7	7	7	7	12	12	-	-	2.05	2.05	2.05	2.05	3.52	3.52	-	-	15.24	5.79
	7	7	7	7	9	24	-	-	1.79	1.79	1.79	1.79	2.30	6.12	-	-	15.57	5.88
	7	7	7	7	9	18	-	-	1.93	1.93	1.93	1.93	2.49	4.97	-	-	15.21	5.90
	7	7	7	7	9	14	-	-	2.05	2.05	2.05	2.05	2.64	4.10	-	-	14.94	5.65
	7	7	7	7	9	12	-	-	2.05	2.05	2.05	2.05	2.64	3.52	-	-	14.36	5.35
	7	7	7	7	9	9	-	-	2.05	2.05	2.05	2.05	2.64	2.64	-	-	13.48	4.89
	7	7	7	7	7	24	-	-	1.82	1.82	1.82	1.82	1.82	6.24	-	-	15.33	5.89
	7	7	7	7	7	18	-	-	1.96	1.96	1.96	1.96	1.96	5.05	-	-	14.87	5.90
	7	7	7	7	7	14	-	-	2.05	2.05	2.05	2.05	2.05	4.10	-	-	14.35	5.35
	7	7	7	7	7	12	-	-	2.05	2.05	2.05	2.05	2.05	3.52	-	-	13.77	5.05
	7	7	7	7	7	9	-	-	2.05	2.05	2.05	2.05	2.05	2.64	-	-	12.89	4.57
	7	7	7	7	7	7	-	-	2.05	2.05	2.05	2.05	2.05	2.05	-	-	12.30	4.24
7-unit connection	7	9	9	9	9	9	9	-	1.78	2.30	2.30	2.30	2.30	2.30	2.30	-	15.57	5.88
	7	7	9	9	9	9	12	-	1.77	1.77	2.28	2.28	2.28	2.28	3.04	-	15.69	5.87
	7	7	9	9	9	9	9	-	1.82	1.82	2.34	2.34	2.34	2.34	2.34	-	15.34	5.89
	7	7	7	9	9	9	14	-	1.77	1.77	1.77	2.28	2.28	2.28	3.54	-	15.69	5.87
	7	7	7	9	9	9	12	-	1.80	1.80	1.80	2.32	2.32	2.32	3.09	-	15.45	5.89
	7	7	7	9	9	9	9	-	1.91	1.91	1.91	2.46	2.46	2.46	2.46	-	15.55	5.90
	7	7	7	7	9	12	12	-	1.79	1.79	1.79	1.79	2.30	3.07	3.07	-	15.57	5.88
	7	7	7	7	9	9	14	-	1.80	1.80	1.80	1.80	2.32	2.32	3.60	-	15.45	5.89
	7	7	7	7	9	9	12	-	1.83	1.83	1.83	1.83	2.36	2.36	3.15	-	15.21	5.90
	7	7	7	7	9	9	9	-	1.93	1.93	1.93	1.93	2.49	2.49	2.49	-	15.21	5.90
	7	7	7	7	7	12	14	-	1.79	1.79	1.79	1.79	1.79	3.07	3.57	-	15.57	5.88
	7	7	7	7	7	12	12	-	1.82	1.82	1.82	1.82	1.82	3.12	3.12	-	15.33	5.89
	7	7	7	7	7	9	18	-	1.77	1.77	1.77	1.77	1.77	2.28	4.55	-	15.68	5.87
	7	7	7	7	7	9	14	-	1.84	1.84	1.84	1.84	1.84	2.36	3.67	-	15.21	5.90
	7	7	7	7	7	9	12	-	1.92	1.92	1.92	1.92	1.92	2.47	3.30	-	15.38	5.90
	7	7	7	7	7	9	9	-	1.96	1.96	1.96	1.96	1.96	2.53	2.53	-	14.87	5.90
	7	7	7	7	7	7	18	-	1.80	1.80	1.80	1.80	1.80	1.80	4.63	-	15.45	5.89
	7	7	7	7	7	7	14	-	1.92	1.92	1.92	1.92	1.92	1.92	3.84	-	15.37	5.90
	7	7	7	7	7	7	12	-	1.95	1.95	1.95	1.95	1.95	1.95	3.35	-	15.04	5.90
	7	7	7	7	7	7	9	-	2.05	2.05	2.05	2.05	2.05	2.05	2.64	-	14.94	5.65
	7	7	7	7	7	7	7	-	2.05	2.05	2.05	2.05	2.05	2.05	2.05	-	14.35	5.35
8-unit connection	7	7	7	7	7	9	9	9	1.77	1.77	1.77	1.77	1.77	2.28	2.28	2.28	15.69	5.87
	7	7	7	7	7	9	9	-	1.80	1.80	1.80	1.80	1.80	1.80	2.32	2.32	15.45	5.89
	7	7	7	7	7	7	7	12	1.79	1.79	1.79	1.79	1.79	1.79	1.79	3.07	15.57	5.88
	7	7	7	7	7	7	7	9	1.84	1.84	1.84	1.84	1.84	1.84	1.84	2.36	15.21	5.90
	7	7	7	7	7	7	7	7	1.92	1.92	1.92	1.92	1.92	1.92	1.92	1.92	15.37	5.90

Notes: •Cooling capacity is determined based on 27°CDB/19°CWB (indoor temperature) and 35°CDB (outdoor temperature).
•Pipe Length: 5 m (Outdoor unit to Branch box), 3 m (Branch box to Indoor unit)
•Height difference: 0 m (Outdoor unit to Indoor unit)
•The specifications in the table are for reference only. These values are calculated at standard conditions.
Refer to "Model Selection" in the D&T manual to select your model.

8-unit Multi-split heating

AOHG45LBT8	Combination of Indoor Units								Heating Operation								
									Heating Capacity								Input power
									Unit 1	Unit 2	Unit 3	Unit 4	Unit 5	Unit 6	Unit 7	Unit 8	Total
									kW	kW	kW	kW	kW	kW	kW	kW	kW	kW
2-unit connection	24	24	-	-	-	-	-	-	7.91	7.91	-	-	-	-	-	-	15.82	5.07
	18	24	-	-	-	-	-	-	5.86	7.91	-	-	-	-	-	-	13.77	4.21
3-unit connection	18	18	24	-	-	-	-	-	5.32	5.32	7.18	-	-	-	-	-	17.82	5.98
	18	18	18	-	-	-	-	-	5.79	5.79	5.79	-	-	-	-	-	17.38	5.43
	14	24	24	-	-	-	-	-	4.26	7.02	7.02	-	-	-	-	-	18.31	5.98
	14	18	24	-	-	-	-	-	4.59	5.61	7.57	-	-	-	-	-	17.77	5.70
	14	18	18	-	-	-	-	-	4.78	5.84	5.84	-	-	-	-	-	16.46	5.11
	14	14	24	-	-	-	-	-	4.75	4.75	7.82	-	-	-	-	-	17.32	5.23
	14	14	18	-	-	-	-	-	4.80	4.80	5.86	-	-	-	-	-	15.46	4.75
	14*1	14*1	14*1	-	-	-	-	-	4.80	4.80	4.80	-	-	-	-	-	14.40	4.21
	12	24	24	-	-	-	-	-	3.58	7.15	7.15	-	-	-	-	-	17.89	5.98
	12	18	24	-	-	-	-	-	3.84	5.68	7.67	-	-	-	-	-	17.19	5.43
	12	18	18	-	-	-	-	-	3.96	5.86	5.86	-	-	-	-	-	15.68	5.07
	12	14	24	-	-	-	-	-	3.94	4.78	7.87	-	-	-	-	-	16.59	5.11
	12	14	18	-	-	-	-	-	3.96	4.80	5.86	-	-	-	-	-	14.62	4.46
	12*1	14*1	14*1	-	-	-	-	-	3.96	4.80	4.80	-	-	-	-	-	13.56	4.00
	12	12	24	-	-	-	-	-	3.96	3.96	7.91	-	-	-	-	-	15.83	5.07
	12	12	18	-	-	-	-	-	3.96	3.96	5.86	-	-	-	-	-	13.78	4.21
	9	24	24	-	-	-	-	-	2.85	7.54	7.54	-	-	-	-	-	17.93	5.87
	9	18	24	-	-	-	-	-	2.97	5.83	7.87	-	-	-	-	-	16.67	5.16
	9	18	18	-	-	-	-	-	2.99	5.86	5.86	-	-	-	-	-	14.71	4.60
	9	14	24	-	-	-	-	-	2.99	4.80	7.91	-	-	-	-	-	15.70	4.91
	9	14	18	-	-	-	-	-	2.99	4.80	5.86	-	-	-	-	-	13.65	4.10
	9	12	24	-	-	-	-	-	2.99	3.96	7.91	-	-	-	-	-	14.86	4.60
	9	12	18	-	-	-	-	-	2.99	3.96	5.86	-	-	-	-	-	12.81	3.90
	9	9	24	-	-	-	-	-	2.99	2.99	7.91	-	-	-	-	-	13.89	4.21
	7	24	24	-	-	-	-	-	2.28	7.61	7.61	-	-	-	-	-	17.51	5.56
	7	18	24	-	-	-	-	-	2.37	5.85	7.90	-	-	-	-	-	16.12	5.08
	7	18	18	-	-	-	-	-	2.37	5.86	5.86	-	-	-	-	-	14.09	4.33
	7	14	24	-	-	-	-	-	2.37	4.80	7.91	-	-	-	-	-	15.08	4.60
	7	14	18	-	-	-	-	-	2.37	4.80	5.86	-	-	-	-	-	13.03	3.90
	7	12	24	-	-	-	-	-	2.37	3.96	7.91	-	-	-	-	-	14.24	4.33
	7	9	24	-	-	-	-	-	2.37	2.99	7.91	-	-	-	-	-	13.27	4.00
4-unit connection	14	14	14	18	-	-	-	-	4.30	4.30	4.30	5.24	-	-	-	-	18.13	5.98
	14	14	14	14	-	-	-	-	4.55	4.55	4.55	4.55	-	-	-	-	18.20	5.70
	12	14	18	18	-	-	-	-	3.53	4.28	5.22	5.22	-	-	-	-	18.24	5.98
	12	14	14	18	-	-	-	-	3.61	4.38	4.38	5.34	-	-	-	-	17.71	5.98
	12	14	14	14	-	-	-	-	3.80	4.61	4.61	4.61	-	-	-	-	17.62	5.43
	12	12	18	18	-	-	-	-	3.59	3.59	5.32	5.32	-	-	-	-	17.82	5.98
	12	12	14	24	-	-	-	-	3.52	3.52	4.26	7.02	-	-	-	-	18.32	5.98
	12	12	14	18	-	-	-	-	3.79	3.79	4.59	5.61	-	-	-	-	17.77	5.70
	12	12	14	14	-	-	-	-	3.92	3.92	4.75	4.75	-	-	-	-	17.33	5.23
	12	12	12	24	-	-	-	-	3.58	3.58	3.58	7.15	-	-	-	-	17.90	5.98
	12	12	12	18	-	-	-	-	3.84	3.84	3.84	5.68	-	-	-	-	17.20	5.43
	12	12	12	14	-	-	-	-	3.94	3.94	3.94	4.78	-	-	-	-	16.60	5.11
	12	12	12	12	-	-	-	-	3.96	3.96	3.96	3.96	-	-	-	-	15.84	5.07
	9	14	18	18	-	-	-	-	2.72	4.37	5.33	5.33	-	-	-	-	17.76	5.98
	9	14	14	24	-	-	-	-	2.66	4.27	4.27	7.04	-	-	-	-	18.25	5.98
	9	14	14	18	-	-	-	-	2.87	4.60	4.60	5.62	-	-	-	-	17.68	5.56
	9	14	14	14	-	-	-	-	2.96	4.75	4.75	4.75	-	-	-	-	17.22	5.16
	9	12	18	18	-	-	-	-	2.86	3.78	5.60	5.60	-	-	-	-	17.84	5.87
	9	12	14	24	-	-	-	-	2.71	3.59	4.35	7.17	-	-	-	-	17.83	5.98
	9	12	14	18	-	-	-	-	2.90	3.85	4.66	5.69	-	-	-	-	17.11	5.32
	9	12	14	14	-	-	-	-	2.98	3.94	4.78	4.78	-	-	-	-	16.48	5.08
	9	12	12	24	-	-	-	-	2.85	3.77	3.77	7.54	-	-	-	-	17.94	5.87
	9	12	12	18	-	-	-	-	2.97	3.94	3.94	5.83	-	-	-	-	16.67	5.16
	9	12	12	14	-	-	-	-	2.99	3.96	3.96	4.80	-	-	-	-	15.71	4.91
	9	12	12	12	-	-	-	-	2.99	3.96	3.96	3.96	-	-	-	-	14.87	4.60
	9	9	18	24	-	-	-	-	2.71	2.71	5.30	7.16	-	-	-	-	17.88	5.98
	9	9	18	18	-	-	-	-	2.90	2.90	5.68	5.68	-	-	-	-	17.17	5.43
	9	9	14	24	-	-	-	-	2.86	2.86	4.58	7.55	-	-	-	-	17.85	5.70
	9	9	14	18	-	-	-	-	2.98	2.98	4.78	5.83	-	-	-	-	16.56	5.11
	9	9	14	14	-	-	-	-	2.99	2.99	4.80	4.80	-	-	-	-	15.58	4.75
	9	9	12	24	-	-	-	-	2.89	2.89	3.83	7.65	-	-	-	-	17.27	5.43
	9	9	12	18	-	-	-	-	2.99	2.99	3.96	5.86	-	-	-	-	15.80	5.07
	9	9	12	14	-	-	-	-	2.99	2.99	3.96	4.80	-	-	-	-	14.74	4.46
	9	9	12	12	-	-	-	-	2.99	2.99	3.96	3.96	-	-	-	-	13.90	4.21
	9	9	9	24	-	-	-	-	2.97	2.97	2.97	7.86	-	-	-	-	16.77	5.16
	9	9	9	18	-	-	-	-	2.99	2.99	2.99	5.86	-	-	-	-	14.83	4.60
	9	9	9	14	-	-	-	-	2.99	2.99	2.99	4.80	-	-	-	-	13.77	4.10
	9	9	9	12	-	-	-	-	2.99	2.99	2.99	3.96	-	-	-	-	12.93	3.90
	7	18	18	18	-	-	-	-	2.14	5.28	5.28	5.28	-	-	-	-	17.98	5.98
	7	14	18	18	-	-	-	-	2.26	4.57	5.58	5.58	-	-	-	-	17.99	5.87
	7	14	14	24	-	-	-	-	2.14	4.33	4.33	7.14	-	-	-	-	17.94	5.98
	7	14	14	18	-	-	-	-	2.29	4.65	4.65	5.67	-	-	-	-	17.26	5.32
	7	14	14	14	-	-	-	-	2.36	4.77	4.77	4.77	-	-	-	-	16.67	5.08
	7	12	18	24	-	-	-	-	2.13	3.56	5.26	7.10	-	-	-	-	18.05	5.98
	7	12	18	18	-	-	-	-	2.29	3.82	5.65	5.65	-	-	-	-	17.41	5.56
	7	12	14	24	-	-	-	-	2.25	3.76	4.56	7.52	-	-	-	-	18.09	5.87
	7	12	14	18	-	-	-	-	2.35	3.93	4.77	5.82	-	-	-	-	16.87	5.16
	7	12	14	14	-	-	-	-	2.37	3.96	4.80	4.80	-	-	-	-	15.93	4.91
	7	12	12	24	-	-	-	-	2.28	3.81	3.81	7.61	-	-	-	-	17.51	5.56
	7	12	12	18	-	-	-	-	2.37	3.96	3.96	5.85	-	-	-	-	16.13	5.08
	7	12	12	14	-	-	-	-	2.37	3.96	3.96	4.80	-	-	-	-	15.09	4.60
	7	12	12	12	-	-	-	-	2.37	3.96	3.96	3.96	-	-	-	-	14.25	4.33
	7	9	18	24	-	-	-	-	2.25	2.84	5.56	7.51	-	-	-	-	18.15	5.98
	7	9	18	18	-	-	-	-	2.35	2.97	5.81	5.81	-	-	-	-	16.95	5.23
	7	9	14	24	-	-	-	-	2.29	2.88	4.63	7.63	-	-	-	-	17.42	5.43
	7	9	14	18	-	-	-	-	2.37	2.99	4.80	5.86	-	-	-	-	16.02	5.07
	7	9	12	24	-	-	-	-	2.35	2.96	3.92	7.84	-	-	-	-	17.08	5.23
	7	9	12	18	-	-	-	-	2.37	2.99	3.96	5.86	-	-	-	-	15.18	4.75
	7	9	12	14	-	-	-	-	2.37	2.99	3.96	4.80	-	-	-	-	14.12	4.21
	7	9	12	12	-	-	-	-	2.37	2.99	3.96	3.96	-	-	-	-	13.28	4.00
	7	9	9	24	-	-	-	-	2.37	2.98	2.98	7.89	-	-	-	-	16.23	5.08
	7	9	9	18	-	-	-	-	2.37	2.99	2.99	5.86	-	-	-	-	14.21	4.33
	7	9	9	14	-	-	-	-	2.37	2.99	2.99	4.80	-	-	-	-	13.15	3.90
	7	7	24	24	-	-	-	-	2.11	2.11	7.03	7.03	-	-	-	-	18.28	5.98
	7	7	18	24	-	-	-	-	2.27	2.27	5.61	7.57	-	-	-	-	17.73	5.70
	7	7	18	18	-	-	-	-	2.36	2.36	5.84	5.84	-	-	-	-	16.40	5.11
	7	7	14	24	-	-	-	-	2.35	2.35	4.75	7.83	-	-	-	-	17.27	5.23

Notes: •Heating capacity is determined based on 20°CDB (indoor temperature) and 7°CDB/6°CWB (outdoor temperature).
•Pipe Length: 5 m (Outdoor unit to Branch box), 3 m (Branch box to Indoor unit)
•Height difference: 0 m (Outdoor unit to Indoor unit)
•The specifications in the table are for reference only. These values are calculated at standard conditions.
Refer to "Model Selection" in the D&T manual to select your model.
*1: LMC type is not available for this combination.

8-unit Multi-split Combination Table–Heating

8-unit Multi-split heating

AOHG45LBT8	Combination of Indoor Units								Heating Operation									
									Heating Capacity									Input power
									Unit 1	Unit 2	Unit 3	Unit 4	Unit 5	Unit 6	Unit 7	Unit 8	Total	
									kW	kW	kW	kW	kW	kW	kW	kW	kW	kW
4-unit connection	7	7	14	18	-	-	-	-	2.37	2.37	4.80	5.86	-	-	-	-	15.40	4.75
	7	7	14	14	-	-	-	-	2.37	2.37	4.80	4.80	-	-	-	-	14.34	4.21
	7	7	12	24	-	-	-	-	2.36	2.36	3.94	7.87	-	-	-	-	16.53	5.11
	7	7	12	18	-	-	-	-	2.37	2.37	3.96	5.86	-	-	-	-	14.56	4.46
	7	7	12	14	-	-	-	-	2.37	2.37	3.96	4.80	-	-	-	-	13.50	4.00
	7	7	9	24	-	-	-	-	2.37	2.37	2.99	7.91	-	-	-	-	15.64	4.91
	7	7	9	18	-	-	-	-	2.37	2.37	2.99	5.86	-	-	-	-	13.59	4.10
	7	7	7	24	-	-	-	-	2.37	2.37	2.37	7.91	-	-	-	-	15.02	4.60
	7	7	7	18	-	-	-	-	2.37	2.37	2.37	5.86	-	-	-	-	12.97	3.90
5-unit connection	12	12	12	12	14	-	-	-	3.51	3.51	3.51	3.51	4.26	-	-	-	18.32	5.98
	12	12	12	12	12	-	-	-	3.58	3.58	3.58	3.58	3.58	-	-	-	17.90	5.98
	9	12	12	14	14	-	-	-	2.66	3.52	3.52	4.27	4.27	-	-	-	18.26	5.98
	9	12	12	12	14	-	-	-	2.71	3.59	3.59	3.59	4.35	-	-	-	17.84	5.98
	9	12	12	12	12	-	-	-	2.85	3.77	3.77	3.77	3.77	-	-	-	17.95	5.87
	9	9	14	14	14	-	-	-	2.67	2.67	4.28	4.28	4.28	-	-	-	18.19	5.98
	9	9	12	14	18	-	-	-	2.66	2.66	3.52	4.26	5.21	-	-	-	18.30	5.98
	9	9	12	14	14	-	-	-	2.72	2.72	3.60	4.37	4.37	-	-	-	17.77	5.98
	9	9	12	12	18	-	-	-	2.71	2.71	3.58	3.58	5.30	-	-	-	17.88	5.98
	9	9	12	12	14	-	-	-	2.86	2.86	3.78	3.78	4.58	-	-	-	17.86	5.70
	9	9	12	12	12	-	-	-	2.89	2.89	3.83	3.83	3.83	-	-	-	17.28	5.43
	9	9	9	14	18	-	-	-	2.71	2.71	2.71	4.36	5.32	-	-	-	17.82	5.98
	9	9	9	14	14	-	-	-	2.86	2.86	2.86	4.59	4.59	-	-	-	17.77	5.56
	9	9	9	12	18	-	-	-	2.85	2.85	2.85	3.78	5.59	-	-	-	17.92	5.87
	9	9	9	12	14	-	-	-	2.90	2.90	2.90	3.84	4.65	-	-	-	17.19	5.32
	9	9	9	12	12	-	-	-	2.97	2.97	2.97	3.93	3.93	-	-	-	16.78	5.16
	9	9	9	9	24	-	-	-	2.70	2.70	2.70	2.70	7.14	-	-	-	17.94	5.98
	9	9	9	9	18	-	-	-	2.89	2.89	2.89	2.89	5.67	-	-	-	17.25	5.43
	9	9	9	9	14	-	-	-	2.97	2.97	2.97	2.97	4.77	-	-	-	16.67	5.11
	9	9	9	9	12	-	-	-	2.99	2.99	2.99	2.99	3.96	-	-	-	15.92	5.07
	9	9	9	9	9	-	-	-	2.99	2.99	2.99	2.99	2.99	-	-	-	14.95	4.60
	7	12	14	14	14	-	-	-	2.10	3.51	4.25	4.25	4.25	-	-	-	18.37	5.98
	7	12	12	14	14	-	-	-	2.14	3.57	3.57	4.33	4.33	-	-	-	17.95	5.98
	7	12	12	12	18	-	-	-	2.13	3.56	3.56	3.56	5.26	-	-	-	18.06	5.98
	7	12	12	12	14	-	-	-	2.25	3.76	3.76	3.76	4.56	-	-	-	18.10	5.87
	7	12	12	12	12	-	-	-	2.28	3.81	3.81	3.81	3.81	-	-	-	17.52	5.56
	7	9	14	14	18	-	-	-	2.09	2.64	4.24	4.24	5.18	-	-	-	18.40	5.98
	7	9	14	14	14	-	-	-	2.14	2.71	4.34	4.34	4.34	-	-	-	17.88	5.98
	7	9	12	14	18	-	-	-	2.13	2.69	3.57	4.32	5.28	-	-	-	17.99	5.98
	7	9	12	14	14	-	-	-	2.26	2.85	3.77	4.57	4.57	-	-	-	18.01	5.70
	7	9	12	12	18	-	-	-	2.25	2.84	3.76	3.76	5.56	-	-	-	18.16	5.98
	7	9	12	12	14	-	-	-	2.28	2.88	3.82	3.82	4.63	-	-	-	17.43	5.43
	7	9	12	12	12	-	-	-	2.35	2.96	3.92	3.92	3.92	-	-	-	17.09	5.23
	7	9	9	18	18	-	-	-	2.13	2.69	2.69	5.27	5.27	-	-	-	18.04	5.98
	7	9	9	14	18	-	-	-	2.25	2.84	2.84	4.56	5.57	-	-	-	18.07	5.87
	7	9	9	14	14	-	-	-	2.29	2.89	2.89	4.64	4.64	-	-	-	17.34	5.32
	7	9	9	12	24	-	-	-	2.12	2.68	2.68	3.55	7.08	-	-	-	18.11	5.98
	7	9	9	12	18	-	-	-	2.28	2.88	2.88	3.81	5.64	-	-	-	17.49	5.56
	7	9	9	12	14	-	-	-	2.35	2.97	2.97	3.93	4.76	-	-	-	16.97	5.16
	7	9	9	12	12	-	-	-	2.37	2.98	2.98	3.95	3.95	-	-	-	16.24	5.08
	7	9	9	9	24	-	-	-	2.17	2.74	2.74	2.74	7.24	-	-	-	17.63	5.98
	7	9	9	9	18	-	-	-	2.35	2.96	2.96	2.96	5.81	-	-	-	17.05	5.23
	7	9	9	9	14	-	-	-	2.37	2.99	2.99	2.99	4.79	-	-	-	16.12	5.07
	7	9	9	9	12	-	-	-	2.37	2.99	2.99	2.99	3.96	-	-	-	15.30	4.75
	7	9	9	9	9	-	-	-	2.37	2.99	2.99	2.99	2.99	-	-	-	14.33	4.33
	7	7	14	14	18	-	-	-	2.12	2.12	4.30	4.30	5.25	-	-	-	18.10	5.98
	7	7	14	14	14	-	-	-	2.25	2.25	4.55	4.55	4.55	-	-	-	18.16	5.70
	7	7	12	18	18	-	-	-	2.11	2.11	3.53	5.23	5.23	-	-	-	18.21	5.98
	7	7	12	14	18	-	-	-	2.16	2.16	3.62	4.38	5.35	-	-	-	17.68	5.98
	7	7	12	14	14	-	-	-	2.28	2.28	3.80	4.61	4.61	-	-	-	17.58	5.43
	7	7	12	12	24	-	-	-	2.11	2.11	3.52	3.52	7.03	-	-	-	18.29	5.98
	7	7	12	12	14	-	-	-	2.35	2.35	3.92	3.92	4.75	-	-	-	17.28	5.23
	7	7	12	12	12	-	-	-	2.36	2.36	3.94	3.94	3.94	-	-	-	16.54	5.11
	7	7	9	18	18	-	-	-	2.16	2.16	2.72	5.34	5.34	-	-	-	17.73	5.98
	7	7	9	14	24	-	-	-	2.11	2.11	2.67	4.28	7.05	-	-	-	18.22	5.98
	7	7	9	14	18	-	-	-	2.27	2.27	2.87	4.61	5.62	-	-	-	17.64	5.56
	7	7	9	14	14	-	-	-	2.35	2.35	2.96	4.75	4.75	-	-	-	17.16	5.16
	7	7	9	12	24	-	-	-	2.15	2.15	2.72	3.60	7.18	-	-	-	17.80	5.98
	7	7	9	12	18	-	-	-	2.34	2.34	2.96	3.92	5.80	-	-	-	17.36	5.32
	7	7	9	12	14	-	-	-	2.36	2.36	2.98	3.95	4.78	-	-	-	16.43	5.08
	7	7	9	12	12	-	-	-	2.37	2.37	2.99	3.96	3.96	-	-	-	15.65	4.91
	7	7	9	9	24	-	-	-	2.27	2.27	2.86	2.86	7.56	-	-	-	17.81	5.70
	7	7	9	9	18	-	-	-	2.36	2.36	2.98	2.98	5.83	-	-	-	16.51	5.11
	7	7	9	9	14	-	-	-	2.37	2.37	2.99	2.99	4.80	-	-	-	15.52	4.75
	7	7	9	9	12	-	-	-	2.37	2.37	2.99	2.99	3.96	-	-	-	14.68	4.46
	7	7	9	9	9	-	-	-	2.37	2.37	2.99	2.99	2.99	-	-	-	13.71	4.10
	7	7	7	18	18	-	-	-	2.26	2.26	2.26	5.58	5.58	-	-	-	17.95	5.87
	7	7	7	14	24	-	-	-	2.14	2.14	2.14	4.34	7.15	-	-	-	17.91	5.98
	7	7	7	14	18	-	-	-	2.30	2.30	2.30	4.65	5.68	-	-	-	17.22	5.32
	7	7	7	14	14	-	-	-	2.36	2.36	2.36	4.77	4.77	-	-	-	16.62	5.08
	7	7	7	12	24	-	-	-	2.25	2.25	2.25	3.77	7.52	-	-	-	18.05	5.87
	7	7	7	12	18	-	-	-	2.35	2.35	2.35	3.93	5.82	-	-	-	16.81	5.16
	7	7	7	12	14	-	-	-	2.37	2.37	2.37	3.96	4.80	-	-	-	15.87	4.91
	7	7	7	12	12	-	-	-	2.37	2.37	2.37	3.96	3.96	-	-	-	15.03	4.60
	7	7	7	9	24	-	-	-	2.29	2.29	2.29	2.89	7.63	-	-	-	17.38	5.43
	7	7	7	9	18	-	-	-	2.37	2.37	2.37	2.99	5.86	-	-	-	15.96	5.07
	7	7	7	9	14	-	-	-	2.37	2.37	2.37	2.99	4.80	-	-	-	14.90	4.46
	7	7	7	9	12	-	-	-	2.37	2.37	2.37	2.99	3.96	-	-	-	14.06	4.21
	7	7	7	9	9	-	-	-	2.37	2.37	2.37	2.99	2.99	-	-	-	13.09	3.90
	7	7	7	7	24	-	-	-	2.35	2.35	2.35	2.35	7.83	-	-	-	17.22	5.23
	7	7	7	7	18	-	-	-	2.37	2.37	2.37	2.37	5.86	-	-	-	15.34	4.75
	7	7	7	7	14	-	-	-	2.37	2.37	2.37	2.37	4.80	-	-	-	14.28	4.21
	7	7	7	7	12	-	-	-	2.37	2.37	2.37	2.37	3.96	-	-	-	13.44	4.00
6-unit connection	9	9	9	9	12	14	-	-	2.65	2.65	2.65	2.65	3.51	4.25	-	-	18.36	5.98
	9	9	9	9	12	12	-	-	2.70	2.70	2.70	2.70	3.57	3.57	-	-	17.94	5.98
	9	9	9	9	9	14	-	-	2.71	2.71	2.71	2.71	2.71	4.34	-	-	17.88	5.98
	9	9	9	9	9	12	-	-	2.85	2.85	2.85	2.85	2.85	3.77	-	-	18.00	5.87
	9	9	9	9	9	9	-	-	2.89	2.89	2.89	2.89	2.89	2.89	-	-	17.33	5.43
	7	9	9	12	12	12	-	-	2.12	2.68	2.68	3.55	3.55	3.55	-	-	18.12	5.98
	7	9	9	9	12	14	-	-	2.13	2.69	2.69	2.69	3.56	4.31	-	-	18.05	5.98
	7	9	9	9	12	12	-	-	2.17	2.74	2.74	2.74	3.62	3.62	-	-	17.63	5.98

Notes: •Heating capacity is determined based on 20°CDB (indoor temperature) and 7°CDB/6°CWB (outdoor temperature).
•Pipe Length: 5 m (Outdoor unit to Branch box), 3 m (Branch box to Indoor unit)
•Height difference: 0 m (Outdoor unit to Indoor unit)
•The specifications in the table are for reference only. These values are calculated at standard conditions.
Refer to "Model Selection" in the D&T manual to select your model.

8-unit Multi-split heating

AOHG45LBT8	Combination of Indoor Units								Heating Operation								
									Heating Capacity								Input power
									Unit 1	Unit 2	Unit 3	Unit 4	Unit 5	Unit 6	Unit 7	Unit 8	Total	
									kW	kW	kW	kW	kW	kW	kW	kW	kW	kW
6-unit connection	7	9	9	9	9	18	-	-	2.12	2.68	2.68	2.68	2.68	5.25	-	-	18.10	5.98
	7	9	9	9	9	12	-	-	2.28	2.87	2.87	2.87	2.87	3.81	-	-	17.57	5.56
	7	9	9	9	9	9	-	-	2.35	2.96	2.96	2.96	2.96	2.96	-	-	17.16	5.23
	7	7	12	12	12	12	-	-	2.11	2.11	3.52	3.52	3.52	3.52	-	-	18.29	5.98
	7	7	9	12	12	14	-	-	2.11	2.11	2.66	3.53	3.53	4.28	-	-	18.23	5.98
	7	7	9	12	12	12	-	-	2.15	2.15	2.71	3.60	3.60	3.60	-	-	17.81	5.98
	7	7	9	9	14	14	-	-	2.12	2.12	2.67	2.67	4.29	4.29	-	-	18.16	5.98
	7	7	9	9	12	18	-	-	2.11	2.11	2.66	2.66	3.52	5.21	-	-	18.27	5.98
	7	7	9	9	12	14	-	-	2.16	2.16	2.72	2.72	3.61	4.37	-	-	17.74	5.98
	7	7	9	9	12	12	-	-	2.27	2.27	2.86	2.86	3.78	3.78	-	-	17.82	5.70
	7	7	9	9	9	18	-	-	2.15	2.15	2.72	2.72	2.72	5.33	-	-	17.79	5.98
	7	7	9	9	9	14	-	-	2.27	2.27	2.86	2.86	2.86	4.60	-	-	17.73	5.56
	7	7	9	9	9	12	-	-	2.30	2.30	2.90	2.90	2.90	3.84	-	-	17.15	5.32
	7	7	9	9	9	9	-	-	2.36	2.36	2.97	2.97	2.97	2.97	-	-	16.61	5.11
	7	7	7	12	14	14	-	-	2.10	2.10	2.10	3.51	4.26	4.26	-	-	18.34	5.98
	7	7	7	12	12	14	-	-	2.14	2.14	2.14	3.58	3.58	4.34	-	-	17.92	5.98
	7	7	7	12	12	12	-	-	2.25	2.25	2.25	3.77	3.77	3.77	-	-	18.06	5.87
	7	7	7	9	14	18	-	-	2.10	2.10	2.10	2.65	4.25	5.19	-	-	18.38	5.98
	7	7	7	9	14	14	-	-	2.15	2.15	2.15	2.71	4.35	4.35	-	-	17.85	5.98
	7	7	7	9	12	18	-	-	2.14	2.14	2.14	2.70	3.57	5.28	-	-	17.96	5.98
	7	7	7	9	12	14	-	-	2.26	2.26	2.26	2.85	3.77	4.57	-	-	17.97	5.70
	7	7	7	9	12	12	-	-	2.29	2.29	2.29	2.89	3.82	3.82	-	-	17.39	5.43
	7	7	7	9	9	18	-	-	2.25	2.25	2.25	2.84	2.84	5.57	-	-	18.03	5.87
	7	7	7	9	9	14	-	-	2.29	2.29	2.29	2.89	2.89	4.64	-	-	17.30	5.32
	7	7	7	9	9	12	-	-	2.35	2.35	2.35	2.97	2.97	3.93	-	-	16.92	5.16
	7	7	7	9	9	9	-	-	2.37	2.37	2.37	2.99	2.99	2.99	-	-	16.07	5.07
	7	7	7	7	14	18	-	-	2.13	2.13	2.13	2.13	4.31	5.26	-	-	18.07	5.98
	7	7	7	7	14	14	-	-	2.25	2.25	2.25	2.25	4.56	4.56	-	-	18.12	5.70
	7	7	7	7	12	18	-	-	2.17	2.17	2.17	2.17	3.62	5.36	-	-	17.65	5.98
	7	7	7	7	12	14	-	-	2.28	2.28	2.28	2.28	3.81	4.62	-	-	17.54	5.43
	7	7	7	7	12	12	-	-	2.35	2.35	2.35	2.35	3.92	3.92	-	-	17.23	5.23
	7	7	7	7	9	24	-	-	2.12	2.12	2.12	2.12	2.67	7.06	-	-	18.19	5.98
	7	7	7	7	9	18	-	-	2.28	2.28	2.28	2.28	2.87	5.63	-	-	17.60	5.56
	7	7	7	7	9	14	-	-	2.35	2.35	2.35	2.35	2.96	4.76	-	-	17.11	5.16
	7	7	7	7	9	12	-	-	2.36	2.36	2.36	2.36	2.98	3.95	-	-	16.38	5.08
	7	7	7	7	9	9	-	-	2.37	2.37	2.37	2.37	2.99	2.99	-	-	15.46	4.75
	7	7	7	7	7	24	-	-	2.14	2.14	2.14	2.14	2.14	7.16	-	-	17.88	5.98
	7	7	7	7	7	18	-	-	2.30	2.30	2.30	2.30	2.30	5.68	-	-	17.18	5.32
	7	7	7	7	7	14	-	-	2.36	2.36	2.36	2.36	2.36	4.78	-	-	16.57	5.08
	7	7	7	7	7	12	-	-	2.37	2.37	2.37	2.37	2.37	3.96	-	-	15.81	4.91
	7	7	7	7	7	9	-	-	2.37	2.37	2.37	2.37	2.37	2.99	-	-	14.84	4.46
	7	7	7	7	7	7	-	-	2.37	2.37	2.37	2.37	2.37	2.37	-	-	14.22	4.21
7-unit connection	7	9	9	9	9	9	9	-	2.12	2.67	2.67	2.67	2.67	2.67	2.67	-	18.16	5.98
	7	7	9	9	9	9	12	-	2.10	2.10	2.65	2.65	2.65	2.65	3.51	-	18.33	5.98
	7	7	9	9	9	9	9	-	2.15	2.15	2.71	2.71	2.71	2.71	2.71	-	17.85	5.98
	7	7	7	9	9	9	14	-	2.09	2.09	2.09	2.63	2.63	2.63	4.23	-	18.40	5.98
	7	7	7	9	9	9	12	-	2.13	2.13	2.13	2.69	2.69	2.69	3.56	-	18.02	5.98
	7	7	7	9	9	9	9	-	2.25	2.25	2.25	2.84	2.84	2.84	2.84	-	18.11	5.87
	7	7	7	7	9	12	12	-	2.11	2.11	2.11	2.11	2.67	3.53	3.53	-	18.20	5.98
	7	7	7	7	9	9	14	-	2.12	2.12	2.12	2.12	2.68	2.68	4.30	-	18.13	5.98
	7	7	7	7	9	9	12	-	2.16	2.16	2.16	2.16	2.73	2.73	3.61	-	17.71	5.98
	7	7	7	7	9	9	9	-	2.27	2.27	2.27	2.27	2.87	2.87	2.87	-	17.68	5.56
	7	7	7	7	7	12	14	-	2.10	2.10	2.10	2.10	2.10	3.52	4.26	-	18.31	5.98
	7	7	7	7	7	12	12	-	2.14	2.14	2.14	2.14	2.14	3.58	3.58	-	17.89	5.98
	7	7	7	7	7	9	18	-	2.10	2.10	2.10	2.10	2.10	2.65	5.19	-	18.35	5.98
	7	7	7	7	7	9	14	-	2.15	2.15	2.15	2.15	2.15	2.71	4.36	-	17.82	5.98
	7	7	7	7	7	9	12	-	2.26	2.26	2.26	2.26	2.26	2.85	3.78	-	17.93	5.70
	7	7	7	7	7	9	9	-	2.29	2.29	2.29	2.29	2.29	2.89	2.89	-	17.26	5.32
	7	7	7	7	7	7	18	-	2.13	2.13	2.13	2.13	2.13	2.13	5.26	-	18.04	5.98
	7	7	7	7	7	7	14	-	2.25	2.25	2.25	2.25	2.25	2.25	4.56	-	18.08	5.70
	7	7	7	7	7	7	12	-	2.28	2.28	2.28	2.28	2.28	2.28	3.81	-	17.50	5.43
	7	7	7	7	7	7	9	-	2.35	2.35	2.35	2.35	2.35	2.35	2.96	-	17.06	5.16
	7	7	7	7	7	7	7	-	2.36	2.36	2.36	2.36	2.36	2.36	2.36	-	16.52	5.08
8-unit connection	7	7	7	7	7	9	9	9	2.09	2.09	2.09	2.09	2.09	2.64	2.64	2.64	18.40	5.98
	7	7	7	7	7	7	9	9	2.12	2.12	2.12	2.12	2.12	2.12	2.68	2.68	18.10	5.98
	7	7	7	7	7	7	7	12	2.11	2.11	2.11	2.11	2.11	2.11	2.11	3.52	18.28	5.98
	7	7	7	7	7	7	7	9	2.15	2.15	2.15	2.15	2.15	2.15	2.15	2.72	17.79	5.98
	7	7	7	7	7	7	7	7	2.25	2.25	2.25	2.25	2.25	2.25	2.25	2.25	18.04	5.70

Notes: •Heating capacity is determined based on 20°CDB (indoor temperature) and 7°CDB/6°CWB (outdoor temperature).
•Pipe Length: 5 m (Outdoor unit to Branch box), 3 m (Branch box to Indoor unit)
•Height difference: 0 m (Outdoor unit to Indoor unit)
•The specifications in the table are for reference only. These values are calculated at standard conditions.
Refer to "Model Selection" in the D&T manual to select your model.

Feature Summary

Type		Wall-mounted type							Cassette
Series		Designer Series		Standard Series		Designer Series	Standard Series		Compact 4-way Flow Grid type Series
Model name		ASHG 07/09/12/14 KGTE	ASHG 07/09/12/14 KETE, ASHG 07/09/12/14 KETE-B	ASHG 07/09/12/14 KMCE	ASHG 18/22/24 KMTE	ASHG 07/09/12/14 LUCA	ASHG 07/09/12/14 LMCA	ASHG18LFCA, ASHG24LFCC	AUXG 07/09/12/ 14/18/22/24 KVLA
Refrigerant		R32	R32	R32	R32		R410A		R32
Energy-saving Features	Save Occupancy sensor	●							
	Economy mode	●	●	●	●	●	●	●	●
	Setting temperature range limitation	○	○	○	○	○	○	○	○
	Set temperature auto return	○	○	○	○	○	○	○	●
Features for Comfort	Power diffuser						●	●	
	Powerful mode								
	10°C Heat	●	●	●	●	●	●	●	●
	Low noise mode								
	Auto changeover	●	●	●	●	●	●	●	●
	UP/DOWN swing louver	●	●	●	●	●	●		●
	Double swing automatic				●			●	
	Automatic fan speed	●	●	●	●	●	●	●	●
	Auto restart	●	●	●	●	●	●	●	●
	Connectable fresh air duct								
	Fresh air intake								
	Connectable distributing duct								
Convenience Features	Auto-off timer	○	○	○	○	○	○	○	○
	Sleep timer	●	●	●	●	●	●	●	●
	Program timer	●	●	●	●	●	●	●	●
	Weekly timer	●	●	○	●	●			
	Weekly & Temperature setback timer	○	○	○	○	○	○	○	○
	Filter sign	●	●	●	●	●	●	●	●
	External error output	○	○	○	○	○	○	○	
	External ON/OFF input	○	○	○	○	○	○	○	○
	Wireless LAN control	○	○	○	○	○	○	○	○
Clean Features	Ion deodorization filter	○	○	○	●	●	●	●	
	Apple-catechin filter	○	○	○	●	●	●	●	
	Long-life filter								
	Washable panel				●		●	●	
	Silver Ion Filter	○	○	○	○	○	○	○	○
Installation	Drain pump as standard								●
	Blue fin							● (30)	

Cassette		Duct						Floor		Floor/Ceiling	Ceiling	
Compact 4-way Flow Series	4-way Flow Series	Mini (With drain pump)		Slim (With drain pump)		Medium Static Pressure						
												
AUHG 07/09LVLA, AUHG 12/14/18LVLB, AUHG 22/24LVLA	AUHG 30/36LRLE, AUHG 36/45LRLA	ARXG 07/09/ 12/14/18 KSLAP	ARHG 07/09/ 12/14/18 LSLAP	ARXG 07/09/ 12/14/18 KLLAP	ARHG 07/09LLTA, ARHG 12/14/18 LLTB	ARXG22KMLB, ARXG24KMLA	ARHG 22/24/36/45 LMLA, ARHG 30/36LMLE	AGHG 09/12/14 KVCA	AGHG 09/12/14 LVCA	ABHG 14/22/24 LVTA, ABHG18LVTB	ABHG 18/22KRTA	ABHG 30/36LRTE, ABHG 36/45LRTA
R410A		R32	R410A	R32	R410A	R32	R410A	R32	R410A		R32	R410A
●	●	●	●	●	●	●	●	●	●	●	●	●
○	○	●	●	○	○	○	○	○	○	○	●	○
○	○	●	●	○	○	○	○	○	○	○	●	○
								●				
●	○	○	○	○	○	○	○	●	●	●	○	●
							○ (45) (36LMLA)	●			○	○ (45/54)(36LRTA)
●	●	●	●	●	●	●	●	●	●	●	●	●
●	●	○	○	○	○			●	●		●	
										●		●
●	●	●	●	●	●	●	●	●	●	●	●	●
●	●	●	●	●	●	●	●	●	●	●	●	●
○	●					●	●				●	●
○	○			○	○	○	○				○	○
						●	●					
○	○	●	●	○	○	○	○	○	○	○	●	○
●	○	○	○	○	○	○	○	●	●	●	○	●
●	○	○	○	○	○	○	○	●	●	●	○	●
		●	●					●			●	
○	●			●	●	●	●		○	○		○
●	●	●	●	●	●	●	●	●	●	●	●	●
		○	○					○			○	
○	○	●	●	○	○	○	○	○	○	○	●	○
○	○	○	○	○	○	○	○	○	○	○	○	○
								●	●			
								●	●			
						○	○	●	●			
○	○	○	○	○	○	○	○	○	○	○	○	○
●	●	●	●	●	●	○	○				○	○
	● (45/54)						● (45)					● (45)

○ : Optional function

Light Commercial & Commercial, Residential

VRF

AIRSTAGE™VRF systems provide air conditioning solutions that meet the requirements of a diverse range of buildings.

AIRSTAGE™VRF systems provide air conditioning solutions for large residences as well as large commercial buildings.

V-002 AIRSTAGE™ J Series Overview
V-004 AIRSTAGE™ V Series Overview
V-006 VRF Outdoor Units Lineup
V-008 Features

VRF Outdoor Units

AIRSTAGE™ J Series
Heat Pump for Small-Capacity Type

V-022 AIRSTAGE™ J-IVL
V-028 AIRSTAGE™ J-IV
V-032 AIRSTAGE™ J-IVS

AIRSTAGE™ V Series
Heat Recovery Modular Type

V-036 AIRSTAGE™ VR-IV

Heat Pump Modular Type

V-046 AIRSTAGE™ V-IV

VRF INDOOR UNITS

V-054 VRF Indoor Units Lineup
V-056 VRF Indoor Units





AIRSTAGE™

VRF

VRF

Light Commercial & Commercial, Residential

EUROVENT CERTIFIED PERFORMANCE
www.eurovent-certification.com

FUJITSU GENERAL (Euro) GmbH participates in the ECP program for VRF.
Check ongoing validity of certificate:
www.eurovent-certification.com

FUJITSU GENERAL LIMITED

AIRSTAGE™ J Series Overview

Fujitsu General provides air conditioning systems for a wide range of applications, from residences, small offices, hotels, to large retailers.





Maximum 18 HP Heat Pump

AIRSTAGE™ J-IVL

J-IVL is an outdoor unit with a slim design. Its flexibility in installation makes it ideal for midsize office buildings and hotels. With the newly added 14/16/18 HP models, up to 42 indoor units* are connectable, making them ideal for hospitals and educational facilities with many rooms.

*: 18 HP model

Slim Outdoor Unit

Although the new 14/16/18 HP models support slightly higher capacities, they have a slim depth of just 480 mm. This means they can be installed even in tight spaces.

Small room application

The optimum heat exchanger structure allows up to 30-42 indoor units to be connected to an outdoor unit, easily accommodating a number of small rooms

Class-leading Low Operating Sound

The top-class low operating noise makes it ideal for use in densely populated areas.



8-12 HP models



14/16/18 HP models

Maximum 6 HP Heat Pump

AIRSTAGE™ J-IV

J-IV is connectable with up to 13 indoor units, making it suitable for commercial facilities housing a number of small stores.

High energy efficiency

Heat pump inverter control achieves efficient cooling and heating operation for any combination of indoor units.

Flexible system configuration for small and midsize buildings

The space saving design and long pipe connection enable flexible installation on the roof or balcony of a small or midsize building. Multiple indoor units of various capacities and types can be connected.



Maximum 6 HP Heat Pump, Compact Design

AIRSTAGE™ J-IVS

The 998 mm compact design does not obstruct the view even when installed underneath a waist-high window, ideal for large houses and retail stores.

Spaces saving and low sound level design

Economical individual air conditioning is achieved by ALL-DC technology, large-capacity DC twin-rotary compressor, and 3-row heat exchanger, despite the compact size.

Flexible system configuration for homes, stores, and small buildings

The compact size and flexible pipe design make the J-IVS Series an ideal choice for installation in tight spaces in residences, stores, and small offices. Multiple indoor units of various capacities and types can be connected.



AIRSTAGE™ V Series Overview

AIRSTAGE™ V provides air conditioning solutions for large residences as well as large commercial buildings.



Maximum 48 HP Heat Recovery

AIRSTAGE™ VR-IV

Smart, cutting-edge design
Extensive lineup from 8 HP to 48 HP
with the capacity ratio of indoor units connectable up to 150%.

Simultaneous cooling and heating operation using a single refrigerant system

Cooling and heating operations can be selected individually for each indoor unit to provide a comfortable room environment in each room by accommodating widely varying temperatures requirements.

Annual cooling operation

Choose the annual cooling option for rooms and other spaces that require constant temperature control throughout the year.

Accommodating changes in temperature difference

When there are large temperature differences during the day, such as with the change of seasons, the operation mode can be readily changed between heating and cooling.



Maximum 48 HP Heat Pump

AIRSTAGE™ V-IV

Smart, cutting-edge design
Available in a wide range of models from 8 to 48 HP in 2 HP increments with the capacity ratio of indoor units connectable up to 150%.

Excellent energy saving

The inverter heat pump model achieves high energy savings for individual cooling or heating operation by making full use of inverter technology to achieve seasonal efficiency.

High design flexibility for placement in any building

Superb design flexibility meets the diverse installation needs of high-rise buildings for air conditioners, such as a concentrated rooftop installation of outdoor units combined with individual floor installation of indoor units. This flexibility is achieved by large-capacity combination, ample connection capacity, and high static pressure design.

Easy installation and maintenance

The flexible communication method and pipe connections make installation and maintenance easy—even for large systems.

VRF Outdoor Units Lineup

Capacity (kW)		12.1	14.0	15.1-15.5	22.4	28.0	33.5	40.0	45.0	50.0-50.4	55.9	61.5
HP		4	5	6	8	10	12	14	16	18	20	22
J-IVL Series					 AJH072 LELDH	 AJH090 LELDH	 AJH108 LELDH	 AJH126 LELDH	 AJH144 LELDH	 AJH162 LELDH		
J-IV Series		 AJH040 LBLDH, AJH040 LELDH	 AJH045 LBLDH, AJH045 LELDH	 AJH054 LBLDH, AJH054 LELDH								
J-IVS Series		 AJH040 LCLDH	 AJH045 LCLDH	 AJH054 LCLDH								
VR-IV Series Heat Recovery	Space Saving Set Model				AJH072 GALDH	AJH090 GALDH	AJH108 GALDH	AJH126 GALDH	AJH144 GALDH	 AJH162 GALDH	 AJH180 GALDH	 AJH198 GALDH
	Energy Efficiency Set Model								 AJH144 GALDHH			 AJH198 GALDHH
V-IV Series Heat Pump	Space Saving Set Model				AJH072 LALDH	AJH090 LALDH	AJH108 LALDH	AJH126 LALDH	AJH144 LALDH	 AJH162 LALDH	 AJH180 LALDH	 AJH198 LALDH
	Energy Efficiency Set Model								 AJH144 LALDHH		 AJH180 LALDHH	

	67.0	73.5	78.5	85.0	90.0	95.0	100.5	107.0	112.0	118.5	123.5	130.0	135.0
	24	26	28	30	32	34	36	38	40	42	44	46	48
													
	AJH216 GALDH	AJH234 GALDH	AJH252 GALDH	AJH270 GALDH	AJH288 GALDH	AJH306 GALDH	AJH324 GALDH	AJH342 GALDH	AJH360 GALDH	AJH378 GALDH	AJH396 GALDH	AJH414 GALDH	AJH432 GALDH
													
	AJH216 GALDHH	AJH234 GALDHH	AJH252 GALDHH	AJH270 GALDHH	AJH288 GALDHH	AJH306 GALDHH	AJH324 GALDHH	AJH342 GALDHH	AJH360 GALDHH	AJH378 GALDHH	AJH396 GALDHH		
													
	AJH216 LALDH	AJH234 LALDH	AJH252 LALDH	AJH270 LALDH	AJH288 LALDH	AJH306 LALDH	AJH324 LALDH	AJH342 LALDH	AJH360 LALDH	AJH378 LALDH	AJH396 LALDH	AJH414 LALDH	AJH432 LALDH
													
	AJH216 LALDHH	AJH234 LALDHH	AJH252 LALDHH	AJH270 LALDHH	AJH288 LALDHH	AJH306 LALDHH	AJH324 LALDHH	AJH342 LALDHH	AJH360 LALDHH	AJH378 LALDHH	AJH396 LALDHH		



Features

High-efficiency

High-efficiency is achieved significantly by the use of a DC twin-rotary compressor, inverter technology, and a large heat exchanger.



DC twin-rotary compressor

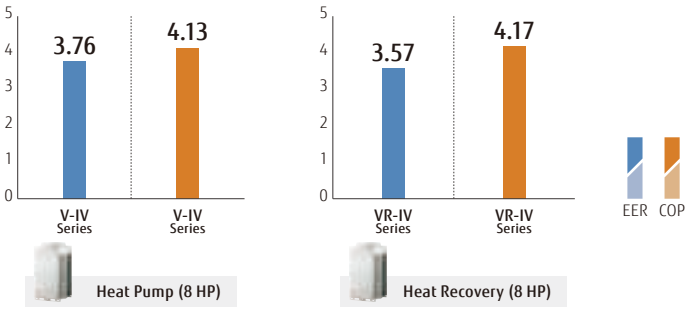

* These specifications are determined by ducted combination.

ALL DC High-efficiency design with top-class SEER/SCOP

All the VRF Series, including the J-IVL Series, have DC technology to achieve high-efficiency operation. This enhances the durability and reliability of the VRF Series.



J-IVL Series



J-IV Series



J-IVS Series



1 DC fan motor



3 DC invertor control

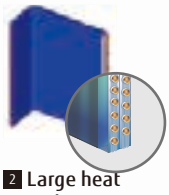

2 Large heat exchanger



4 Subcool heat exchanger



V Series



1 3-phase DC fan motor



3 Sine-wave DC invertor control



2 Large heat exchanger



4 Subcooling heat exchanger

Efficient control of operation

Setting temperature range limitation

Sets the minimum and maximum limits on room temperature to establish an optimum balance between energy-saving performance and a comfortable environment.

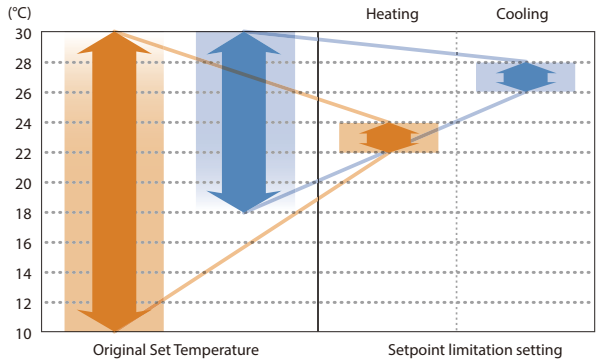

Auto-off timer

The wired remote controller is equipped with an auto-off timer function that automatically stops operation after a fixed period of time has elapsed from the start of operation to avoid wasting energy. The function also allows you to set the interval for stopping operations.

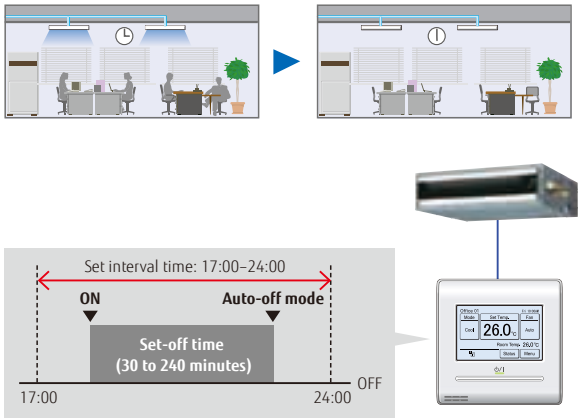

Energy-saving management

A variety of energy-saving operations can be set and managed depending on the season, climate, and time period.
Excellent energy-saving operation using the system controller.



Screen image shows Energy Manager software (option)

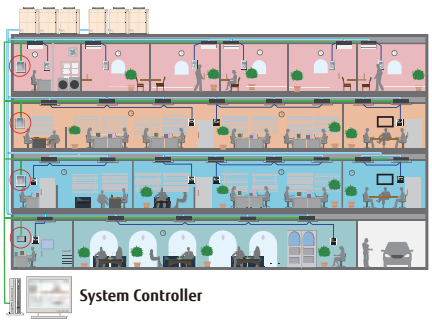

Capacity-saving mode

Operation capacity can be reduced in 5 steps from the rated capacity. This mode cuts down on peak power consumption and eases the maximum load on the unit.

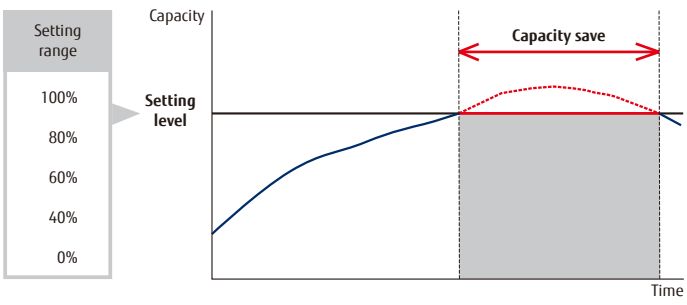



New intelligent refrigerant control

Fujitsu General is proposing outdoor units equipped with refrigerant control function. The refrigerant control operates with subtle control corresponding to the heat load of the room and offers a more comfortable environment. The refrigerant control can also provide increased energy savings.

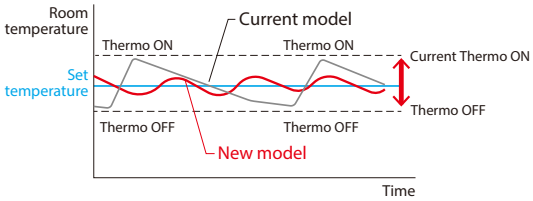

Current refrigerant control
Thermostat-ON/OFF occurs frequently.
→ Frequent changes in room temperature interfere with comfort. The compressor starts and stops repeatedly, wasting energy.

New refrigerant control
The thermostat is turned on and off less frequently than under current control to maintain the room temperature at the target temperature. Compared to current control, the compressor will run longer, thus saving energy.

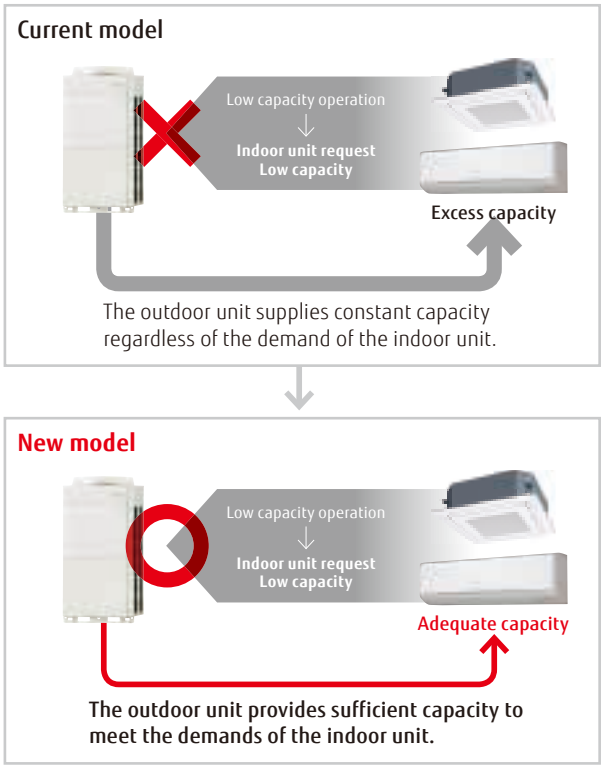

* The improvements due to the control and the actual sine wave vary depending on the combination of the indoor unit and system operating conditions.

More Comfort

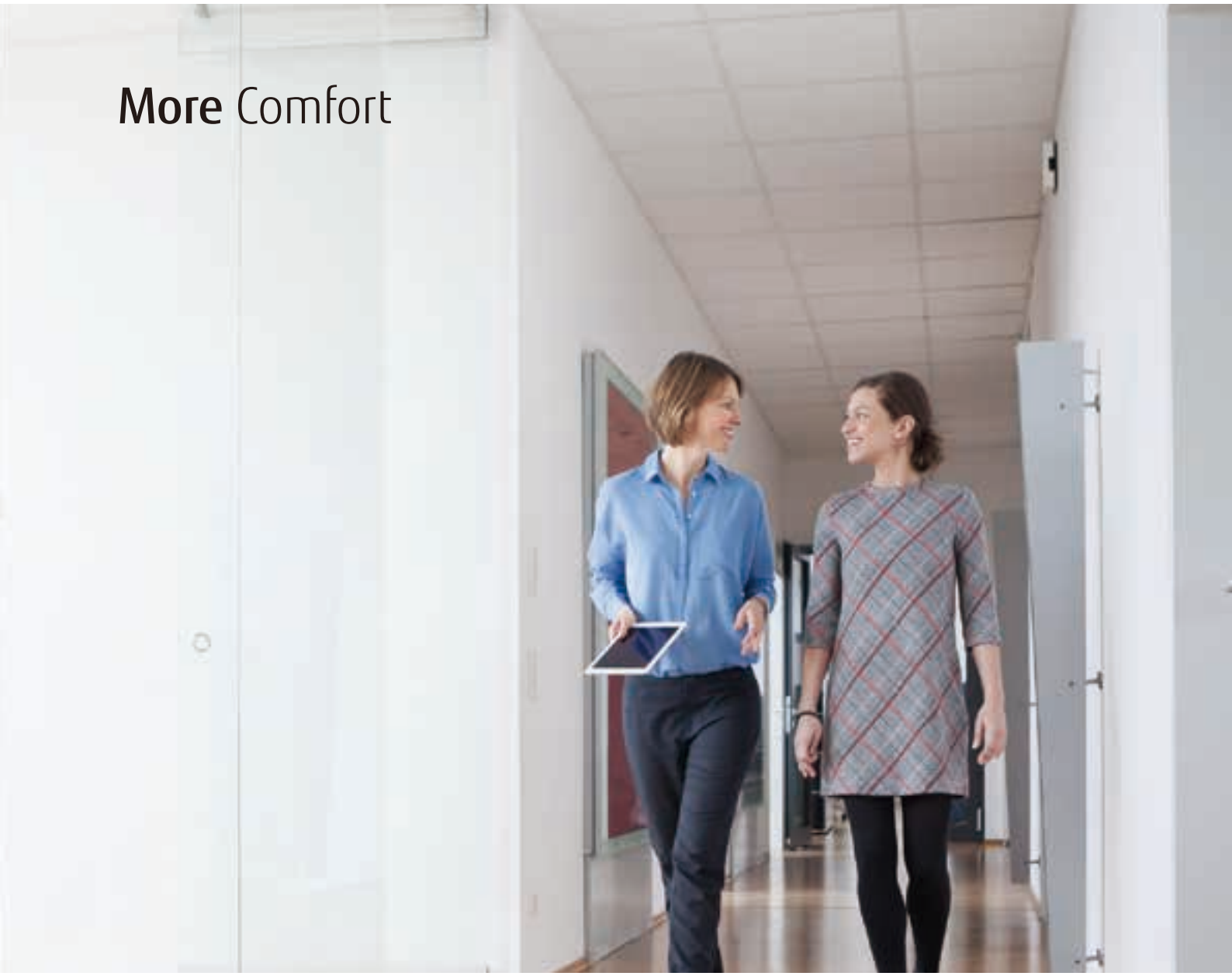

Auto changeover

In Auto setting, the air conditioner switches between cooling and heating modes automatically according to the set temperature and the room temperature.

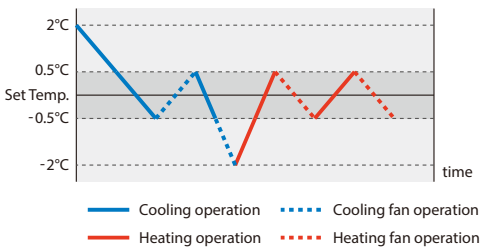

Auto changeover settings enable the indoor unit to easily switch between cooling and heating regardless of the operating mode of other indoor units. These settings can be made using a wired remote controller for a specific indoor unit. Provides a comfortable environment all year round.

Automatic cooling/heating operation for each room is possible

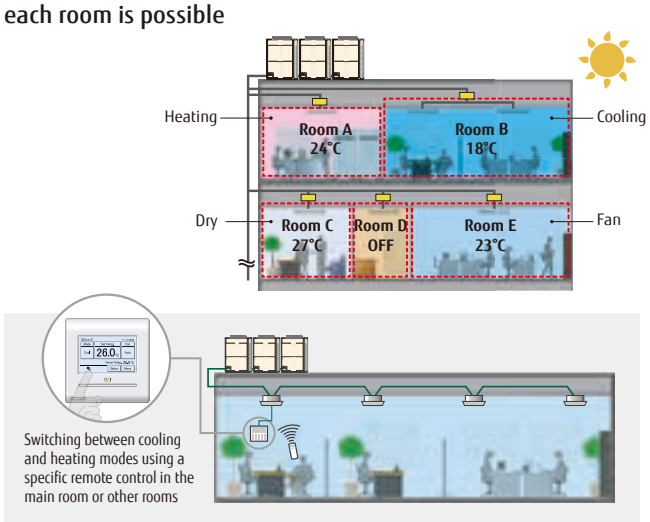

Precise control of refrigerant flow

The combination of DC inverter control and individual control of electronic expansion valves of an indoor unit enables precise and smooth control of the refrigerant flow. This means the room temperature can be set in increments of 0.5°C.

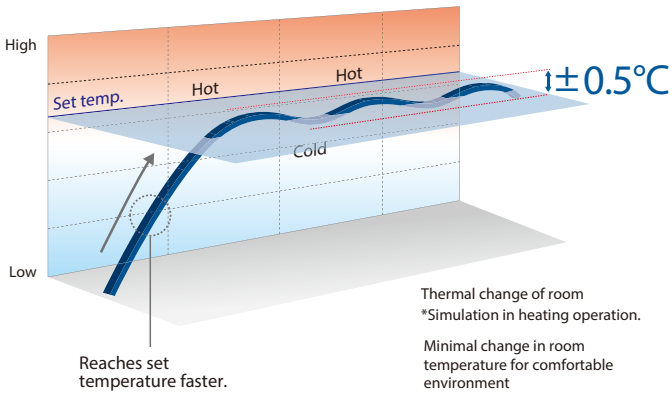

Quiet operation

Quiet operation

Two low noise modes can be switched over automatically between one in which low noise is prioritized over performance, and the other in which performance is prioritized over low noise, depending on the room temperature and outdoor temperature. This feature can be controlled by external input from the outdoor unit or a system controller.

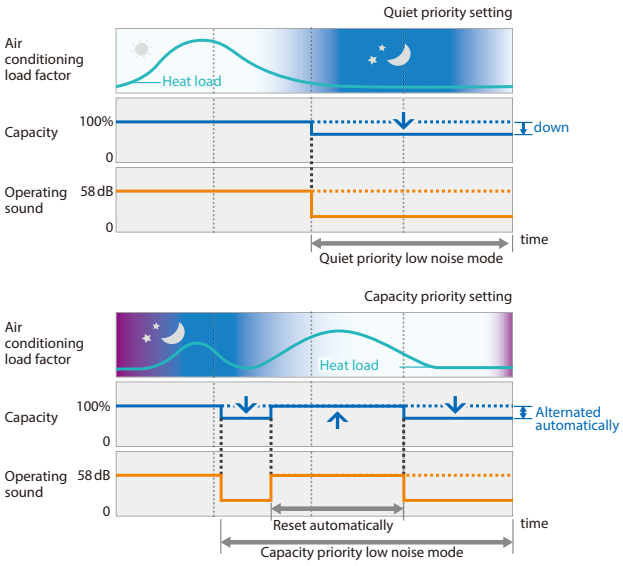

Non-stop oil recovery operation

A comfortable room condition is maintained during oil recovery mode because the product continues to operate without stopping the cooling or heating operation.

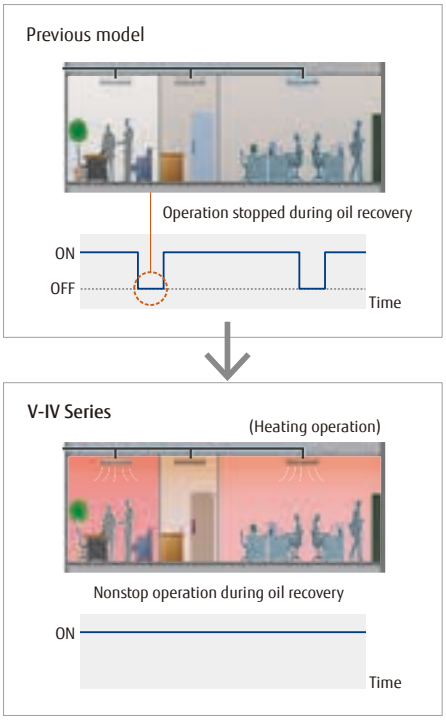

Low noise design

Small-capacity indoor units meet a variety of applications.
Super low noise operations offer greater audibility comfort. In particular, the wall-mounted (external EEV) type has a noise level of only 22 dB(A) during low mode heating operation.



Small-capacity indoor unit

High Reliability

Outdoor unit rotation

The compressor starting order is rotated to equalize the cumulative running time of each unit.



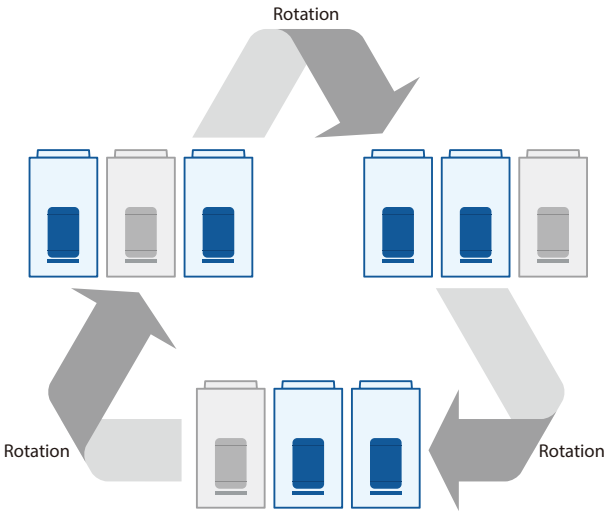

The start and stop timings are alternated among connected compressors.

Backup operation

If one compressor fails, the other compressors will initiate backup operation*.

Note: Backup operation may not be possible depending on the cause of failure.

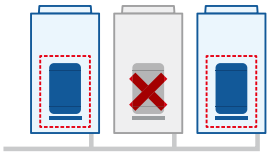

Advanced refrigerant control

Compressor control logic controls the inverter speed to balance the mass airflow rate of refrigerant in each outdoor unit.

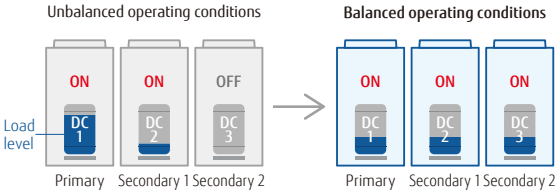

Protection against liquid flowback

The use of a large accumulator means that refrigerant that has not been completely vaporized stays inside the accumulator to ensure no liquid refrigerant is fed into the compressor.

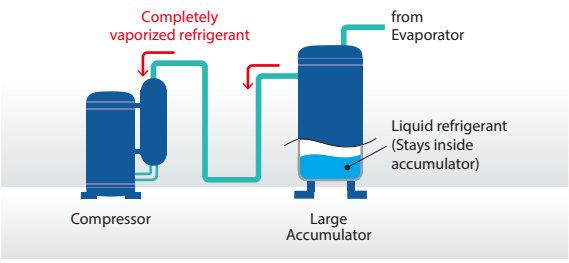

Blue fin heat exchanger

The anti-corrosion blue fin treatment is applied to the heat exchanger of the outdoor unit.

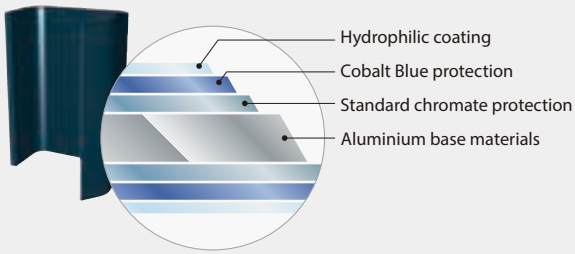



Design flexibility

Class-leading compact design

An industry-leading compact outdoor unit with optimal airflow structure design. (Up to 18 HP)

AIRSTAGE™ J Series Compact Outdoor Unit



J-IVS | J-IV | J-IVL | J-IVL High-capacity model

Long pipe design

Pipe design suitable for long and narrow office buildings with elevation differences and low-rise stores with long distances

(AIRSTAGE™ J-IVL Series)

AIRSTAGE™ J-IVL Series

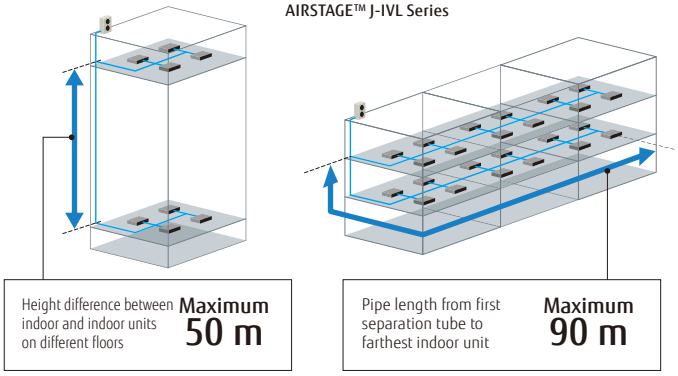

Max. allowable overall pipe length: 1,000 m

The class-leading pipe length of 1,000 m increases flexibility of installation in a wide variety of buildings.

AIRSTAGE™ VR-IV Series & V-IV Series

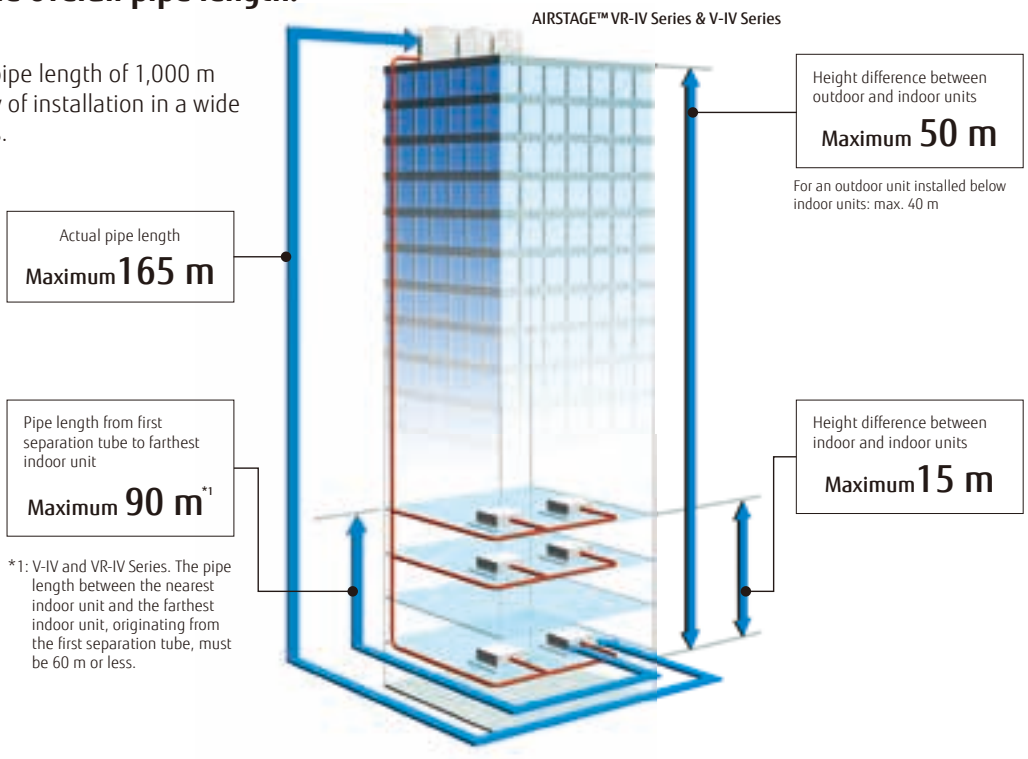

*1: V-IV and VR-IV Series. The pipe length between the nearest indoor unit and the farthest indoor unit, originating from the first separation tube, must be 60 m or less.

High-capacity connection

Series		Connectable indoor unit capacity range	Connectable indoor units
	AIRSTAGE™ J-IVL Series 14/16/18 HP Heat pump type	50% to 150%*2	up to 42*4
	AIRSTAGE™ J-IVL Series 8/10/12 HP Heat pump type	50% to 150%*2	up to 30*5
	AIRSTAGE™ J-IV Series Heat pump type	50% to 150%*2	up to 14*6
	AIRSTAGE™ J-IVS Series Heat pump type	50% to 130%*2	13
	AIRSTAGE™ VR-IV Series Heat Recovery Modular type	25%*7 to 150%*2	up to 64
	AIRSTAGE™ V-IV Series Heat Pump Modular type	50% to 150%*3	up to 64

*2: Conditions for the maximum capacity ratio of connectable indoor units are shown in the chart above.

*3: The maximum capacity of the combination that includes the 18-HP outdoor unit is below 150%.

*4: J-IVL Series 18-HP model only.

*5: J-IVL Series 12-HP model only.

*6: J-IV Series 6-HP model only.

*7: For modular type, 25% to 49.9% operation in the entire system is available. (By one unit operation)

Designed for low refrigerant charge

The optimal design of the indoor and outdoor units reduces the amount of refrigerant required and can be easily installed in a room as small as 15 m^2.



Various optional parts

- Fresh air intake kit to bring in fresh air
- Comfortable temperature control with a remote sensor
- DX kit links ventilation equipment and air handling units.




Fresh air intake kit


EEV unit


Control unit

Low ambient operation

Our refrigeration cycle technology enables cooling operation even at -15°C.





Wide operating temperature range

All outdoor units have a wide operating temperature range and can operate in extreme temperature conditions.

*8: When multiple outdoor units are connected, their operating temperature range is from -5°C to 46°C in cooling.

*9: The operating range is -15°C to 46°C only for systems with all indoor units rated at 5.6 kW or more.

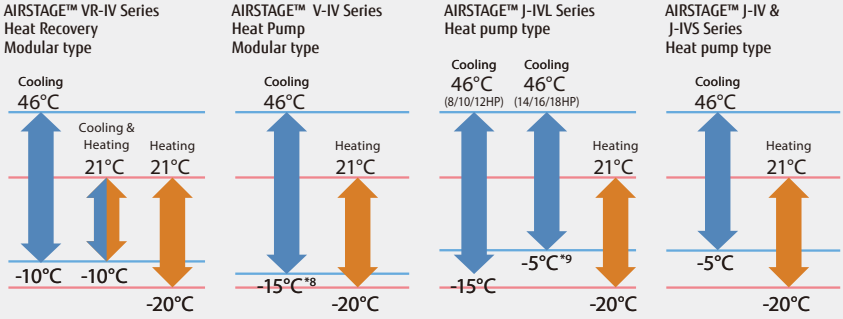



Easy Installation

Easily transported

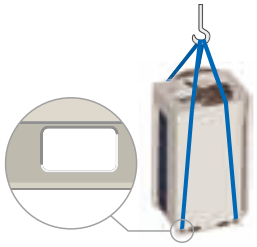

A lifting strap can be hooked onto an outdoor unit
Design of outdoor unit allows for lifting straps to be used

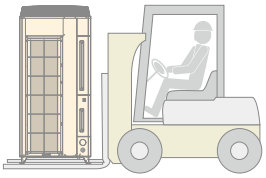

Transportable by forklift
The outdoor unit can be lifted and transported by forklift.



Fits into a small elevator.

Easy access

The removable L-shaped front panel provides more room for installation and service work. Multiple installations can be performed easily and efficiently even in tight spaces.

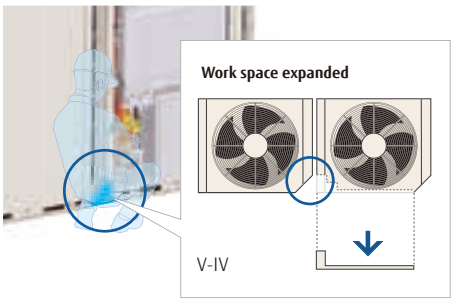

J-IVL



Front access reduces installation intervals

Flexible pipe connection

Piping and wiring can be accessed from the front, left, right, and bottom.



Simplified wiring work

The communication wiring can be installed seamlessly among indoor, outdoor, and RB units, which makes the installation of the wiring system easier.

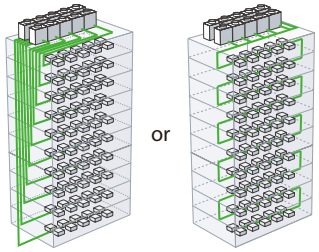

Parallel connection　Serial connection

Maximum wiring length:

3,600 m

Note: The automatic address setting is not available on a serially connected multiple refrigerant system.

Vacuum mode function for easy evacuation

The vacuum mode function enables all expansion valves of an indoor unit to be opened fully, allowing for easier evacuation of air inside pipe lines and indoor units.

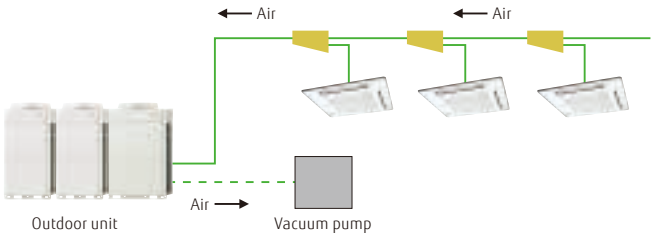

Automatic address setting

Addresses of connected indoor units, RB units, and Signal amplifier can all be set automatically from the PCB in the outdoor unit.

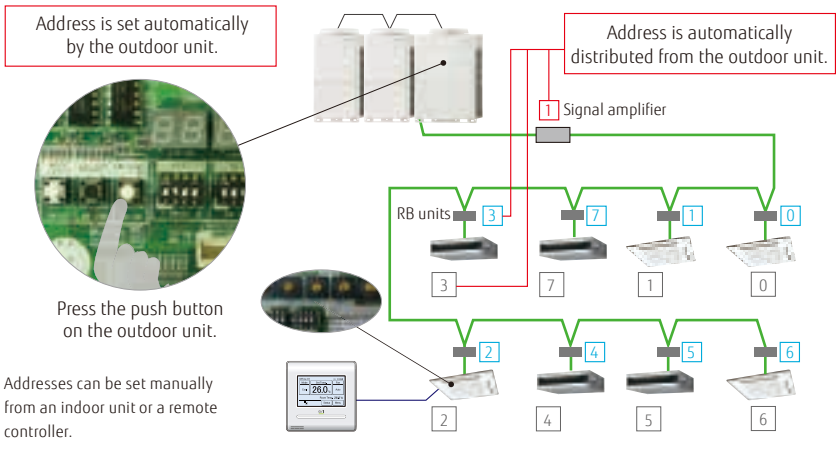

Easy commissioning with Service Tool

The Service Tool checks the refrigerant temperature and pressure, and the operating status of the electronic expansion valves, making it easy to determine if the units are connected properly.



Easy service and maintenance

Designed for easy maintenance

A 7-segment indicator lamp panel provides detailed information on the function setting status, refrigerant temperature and pressure, compressor operation time, and other factors, facilitating self-diagnosis for each unit.



Easy-to-read 7-segment indicator lamp

Shows the following detailed operation and error status without need of any special tools.

Error status can be checked on an outdoor unit's display

- System operation mode
- Discharge temperature and pressure
- Compressor operation status
- Address, type, and number of outdoor unit

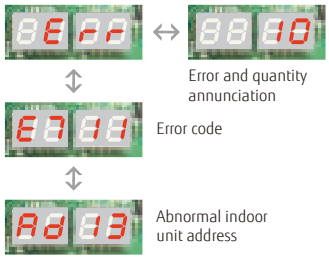

- Error status can easily be checked on an outdoor unit's display.

Movable PCB panel

Enables easier access behind the PCB for maintenance work.





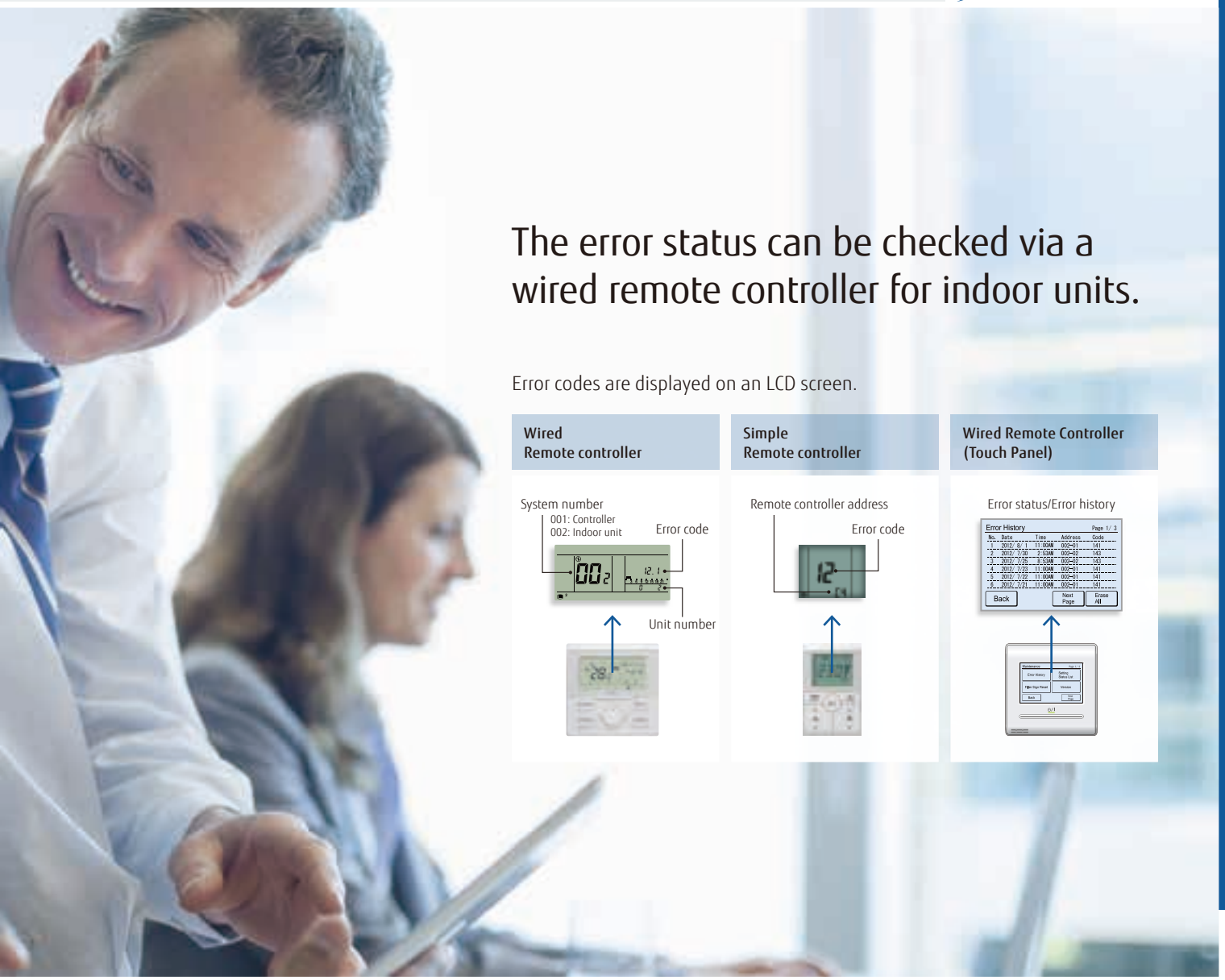

The error status can be checked via a wired remote controller for indoor units.

Error codes are displayed on an LCD screen.

Wired Remote controller	Simple Remote controller	Wired Remote Controller (Touch Panel)
System number 001: Controller 002: Indoor unit Error code Unit number	Remote controller address Error code	Error status/Error history

Error diagnosis by Service tool

Connection to Service tool

- A detailed operation status and recent error history can be checked and analyzed using Service tool.
- The last 5 minutes of operation status can be recorded continuously.

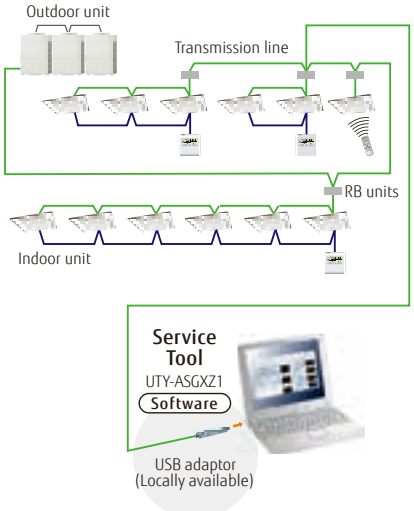

Remote monitoring

The Web Monitoring system enables the monitoring of the system's operation status at any time via the internet to ensure trouble-free operation.
The operating VRF network system in the building can be monitored real time over the internet.

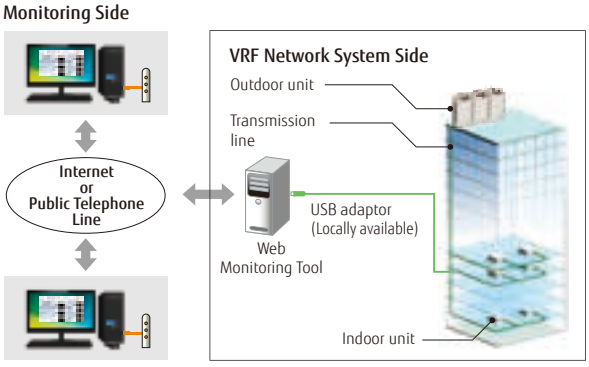

Heat Pump

for Small-capacity type

AIRSTAGE™ J-IVL

System configuration example

- Suitable for air conditioning small and medium-size buildings. One refrigerant system is used for each outdoor unit.
- Multiple indoor units are connected with separation tubes and headers.

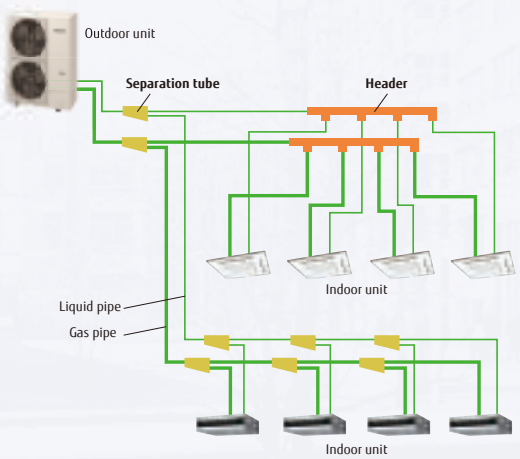

New intelligent refrigerant control

Fujitsu General is proposing outdoor units equipped with refrigerant control function.
The refrigerant control operates with suitable control corresponding to the heat load of the room and offers a more comfortable environment. The refrigerant control can also provide increased energy savings.



* The improvements due to the control and the actual sine wave vary depending on the combination of the indoor unit and system operating conditions.

External static pressure

External static pressure is available up to 60 Pa for 14/16/18 HP. (30 Pa for 8/10 HP, 40 Pa for 12 HP)

Capacities are slightly decreased relative to the rated values during high static pressure operations.



Advanced high-efficiency technology



∅570 mm

Large propeller fan

A large-diameter propeller fan with our proprietary blade design reduces draft loss, which results in high-efficiency and low noise operation.



DC fan motor

A small, multi-stage DC fan motor provides high-efficiency and low noise operation.



Large heat exchanger

The large 2.6-row heat exchanger substantially improves heat-exchanging performance.



DC inverter control

The active filter module improves efficiency.

Subcooling heat exchanger

The dual-tube heat exchanger improves cooling performance.

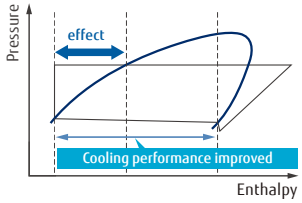

15 to 130 rps



Scroll compressor

The combination of a scroll compressor with a wide rotational frequency range from 15 to 130 rps and our proprietary sensorless sine-wave control that smoothly controls the input power into the motor achieves more energy-efficient and quieter operation.



Slim & Compact Design



Depth difference
-285mm
J-IVL all models
Compared with current all models

Space requirement
-45%!
Compared with current
14/16 HP models

Weight
-62kg!
Compared with
current 16 HP model

Height difference
-262mm
Compared with current 8 HP model



Space requirement
-26%!
Compared with current
8/10 HP models

Various installation methods





AIRSTAGE™ V Series outdoor unit



AIRSTAGE™ J Series outdoor unit

Installation

Low noise level in consideration of nearby residents

Front air discharge type with a width of about 1,000 mm, allowing for flexible installation even in narrow spaces.





AIRSTAGE™ V Series outdoor unit



AIRSTAGE™ J Series outdoor unit

Narrow space behind building

Space saving

Small and thin, allowing for direct ground or wall mounting installations even in narrow alleys.





AIRSTAGE™ V Series outdoor unit



AIRSTAGE™ J Series outdoor unit

Installation on the back street of a building

Flexible installation

Slim, low-body front air discharge meets the requirements for installation even in tight spaces. Installation flexibility without blocking the windows of buildings contributes to substantial space savings, even when multiple units are installed.

Efficiency in actual operating conditions

The use of a large heat exchanger and a high-efficiency Scroll compressor achieves class-leading EER/COP (Max. Heating) in all models.

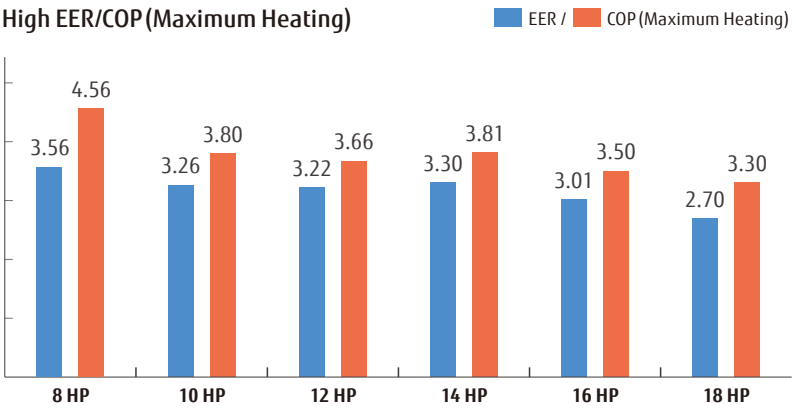

* These specifications are determined by cassette combination.

Long pipe length

Our advanced refrigerant control technology extends the maximum allowable length of refrigerant piping to 400 m. This provides high flexibility in system design.

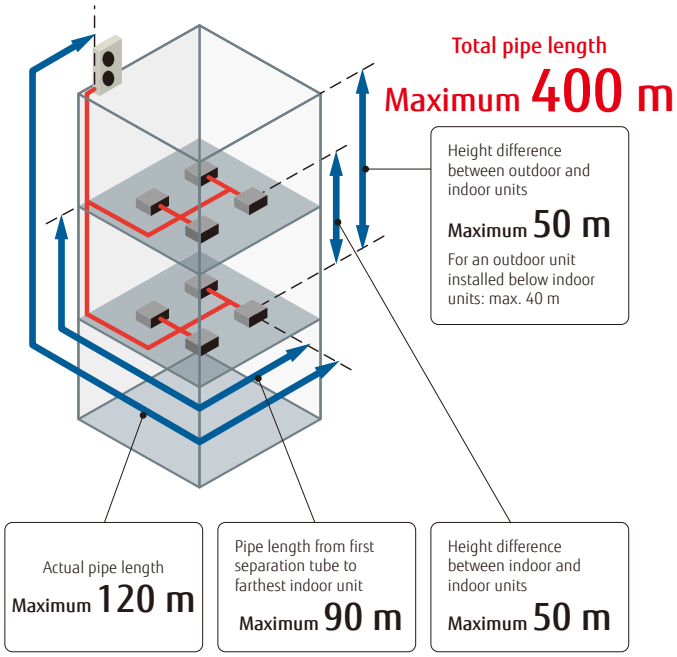

Up to 42 indoor units* can be connected.

The combination of smaller but sufficiently powerful indoor units and a new outdoor unit with an optimized heat exchanging structure makes it possible to connect up to 42 indoor units, which is the best in its class. *: 18 HP model



Class-leading Low Operating Sound

The top-class low operating noise makes it ideal for use in densely populated areas. These low operating sound models are ideal for installation in densely populated areas.



8,10,12 HP: AJH072LELDH/AJH090LELDH/AJH108LELDH
14,16,18 HP: AJH126LELDH/AJH144LELDH/AJH162LELDH



8, 10, 12 HP　　14, 16, 18 HP

Specifications

Rated capacity range		HP	8	10	12	14	16	18
Model name			AJH072LELDH	AJH090LELDH	AJH108LELDH	AJH126LELDH	AJH144LELDH	AJH162LELDH
Maximum connectable indoor units			1-20	1-25	1-30	1-36	1-40	1-42
Power source			3-phase, ~400V, 50Hz					
Capacity	Cooling	kW	22.4	28.0	33.5	40.0	45.0	50.0
	Nominal Heating		22.4	28.0	33.5	40.0	45.0	50.0
	Max. Heating		25.0	31.5	37.5	45.0	50.0	55.0
Input power	Cooling	kW	6.30	8.59	10.42	12.12	14.96	18.52
	Nominal Heating		4.65	6.61	8.18	9.71	11.81	13.66
	Max. Heating		5.45	8.29	10.25	11.81	14.29	16.66
EER	Cooling	W/W	3.56	3.26	3.22	3.30	3.01	2.70
COP	Nominal Heating		4.82	4.24	4.10	4.12	3.81	3.66
	Max. Heating		4.56	3.80	3.66	3.81	3.50	3.30
Airflow rate		m^3/h	8,400	9,000	11,000/12,100	13,000	14,000	14,800/15,300
Sound pressure level/ Power level	Cooling	dB(A)	52/66	54/69	59/73	62/75	64/77	65/79
	Heating		54/66	57/70	62/75	63/76	65/78	68/82
Net Dimensions	Height	mm	1,428	1,428	1,428	1,638	1,638	1,638
	Width		1,080	1,080	1,080	1,080	1,080	1,080
	Depth		480	480	480	480	480	480
Weight		kg	170	177	178	213	213	217
Refrigerant	Type (Global Warming Potential)		R410A (2,088)	R410A (2,088)	R410A (2,088)	R410A (2,088)	R410A (2,088)	R410A (2,088)
	Charge	kg (CO2eq-T)	7.0 (14.6)	7.5 (15.7)	7.5 (15.7)	11.0 (23.0)	11.0 (23.0)	11.8 (24.6)
Connection pipe diameter	Liquid	mm	9.52	9.52	12.70	12.70	12.70	12.70
	Gas		19.05	22.20	28.58	28.58	28.58	28.58
Total pipe length		m	400	400	400	400	400	400
Max. height difference			50/40 (Outdoor unit: Upper/Lower)					
Operating Range	Cooling	˚C	-15 to 46	-15 to 46	-15 to 46	-5 to 46*	-5 to 46*	-5 to 46*
	Heating		-20 to 21	-20 to 21	-20 to 21	-20 to 21	-20 to 21	-20 to 21

Note: Specifications are based on the following conditions.
Cooling: Indoor temperature of 27°CDB / 19°CWB, and outdoor temperature of 35°CDB / 24°CWB.
Heating: Indoor temperature of 20°CDB / (15°CWB), and outdoor temperature of 7°CDB / 6°CWB.
Pipe length: 7.5 m; Height difference between outdoor unit and indoor unit: 0 m.
* The cooling operation range of -15 to 46°C is allowed only when all of the indoor units connected to the system are higher than capacity of 5.6kW.

Dimensions

(Unit: mm)

8, 10, 12 HP

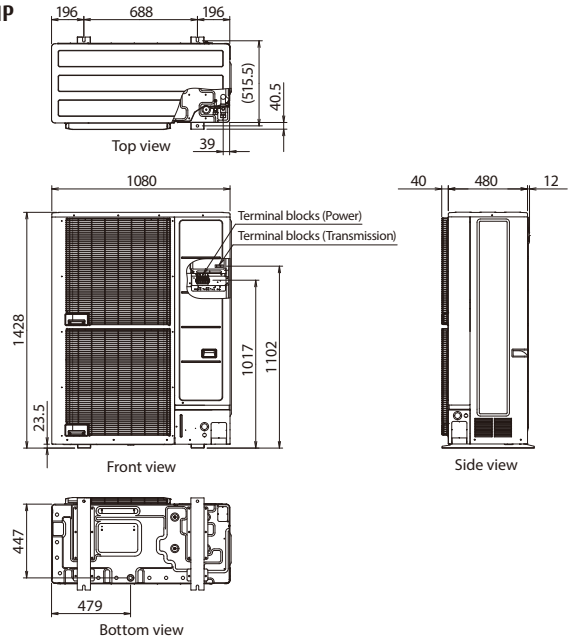

14, 16, 18 HP

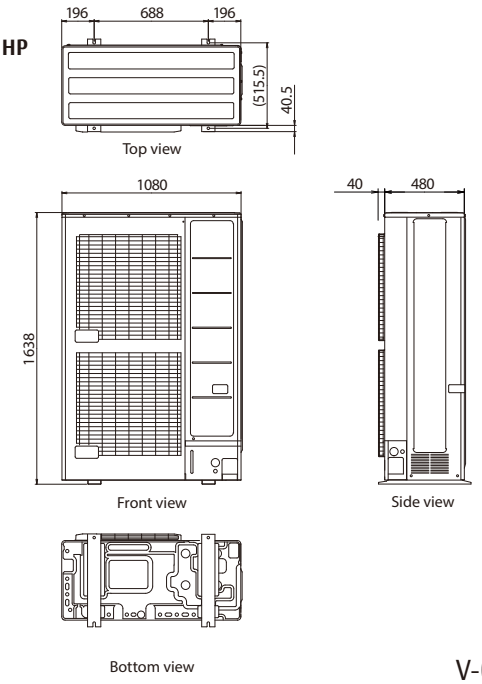

Heat Pump

for Small-capacity type

AIRSTAGE™ J-IV

System configuration example

- Suitable for air conditioning small and medium-size buildings. One refrigerant system is used for each outdoor unit.
- Multiple indoor units are connected with separation tubes and headers.

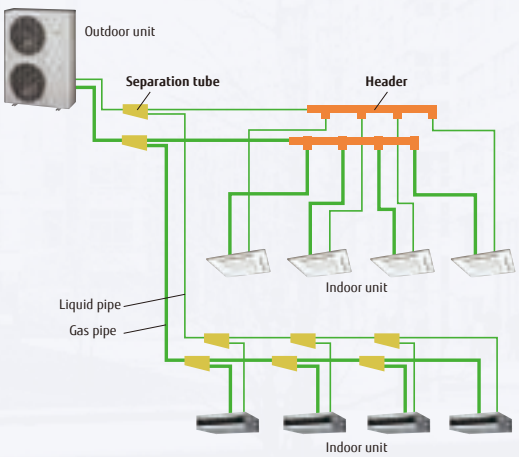

New intelligent refrigerant control

Fujitsu General is proposing outdoor units equipped with refrigerant control function.
The refrigerant control operates with suitable control corresponding to the heat load of the room and offers a more comfortable environment. The refrigerant control can also provide increased energy savings.



* The improvements due to the control and the actual sine wave vary depending on the combination of the indoor unit and system operating conditions.

External static pressure

External static pressure measures up to 30 Pa for 4/5/6 HP.



Advanced high-efficiency technology



Large propeller fan

A large propeller fan with an optimized blade angle achieves both high performance and low noise operation.

DC fan motor

A small, multi-stage DC fan motor contributes to high-efficiency and low noise operation.

Large heat exchanger

The large 3-row heat exchanger substantially improves heat-exchanging performance.

DC inverter control

The active filter module improves efficiency.

Subcooling heat exchanger

The dual-tube heat exchanger improves cooling performance.

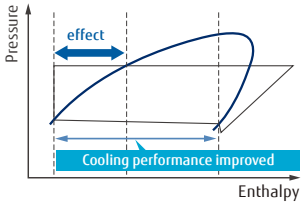

DC twin-rotary compressor

High-efficiency is achieved across compressor loads. Especially good performance is achieved in the low- to medium-load range.

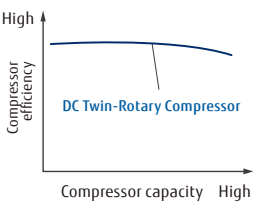

Efficiency in actual operating conditions

The use of a large heat exchanger and a high-efficiency Scroll compressor achieves class-leading EER/COP (Max. Heating) in all models.

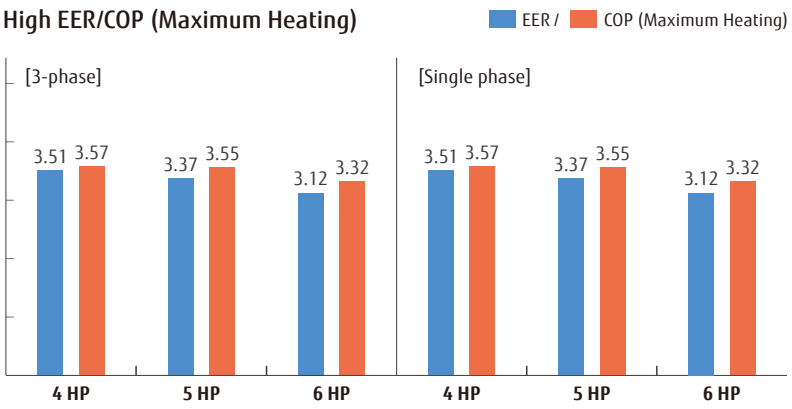

* These specifications are determined by cassette combination.

Long pipe length

Our advanced refrigerant control technology allows us to achieve a total refrigerant pipe length of 180 m.
This provides high flexibility in system design.

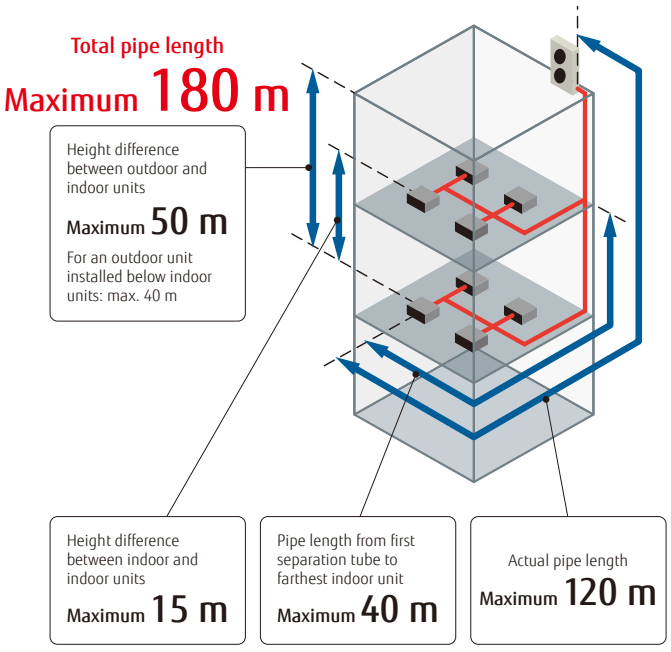

Up to 14 indoor units* can be connected

The combination of smaller but sufficiently powerful indoor units and outdoor units with an optimized heat exchanging structure makes it possible to connect up to 14 indoor units, which is the best in its class.

*: 6 HP model

Model	Current model (J-III)			New model (J-IV)		
Rating Capacity range (HP)	4	5	6	4	5	6
Max. Connectable indoor unit	1-9	1-10	1-13	1-11	1-12	1-14

Non-stop oil recovery operation

A comfortable room condition is maintained during oil recovery mode because the product continues to operate without stopping the cooling or heating operation.

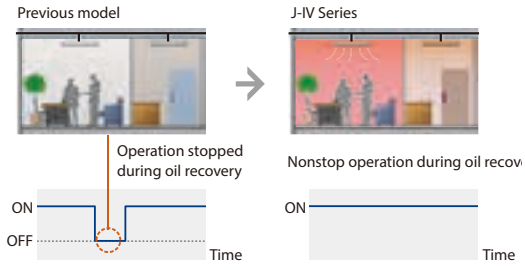

Easier Installation

Connection check function: Wiring connections and address settings can be checked thanks to the quick check run function.



- Displays the number of each connected indoor unit.
- Displays the duplicate address number assigned to an indoor unit.

4,5,6HP: AJH040LBLDH/AJH045LBLDH/AJH054LBLDH
AJH040LELDH [3-phase]/AJH045LELDH [3-phase]/AJH054LELDH [3-phase]



Specifications

Rated capacity range		HP	4	5	6	4	5	6
Model name			AJH040LBLDH	AJH045LBLDH	AJH054LBLDH	AJH040LELDH	AJH045LELDH	AJH054LELDH
Maximum connectable indoor units			1-11	1-12	1-14	1-11	1-12	1-14
Power source			Single phase, ~230 V, 50 Hz			3-phase, ~400 V, 50 Hz		
Capacity	Cooling	kW	12.1	14.0	15.5	12.1	14.0	15.5
	Nominal Heating		12.1	14.0	15.5	12.1	14.0	15.5
	Max. Heating		13.6	16.0	18.0	13.6	16.0	18.0
Input power	Cooling	kW	3.44	4.15	4.96	3.44	4.15	4.96
	Nominal Heating		3.14	3.60	4.17	3.14	3.60	4.17
	Max. Heating		3.80	4.50	5.41	3.80	4.50	5.41
EER	Cooling	W/W	3.51	3.37	3.12	3.51	3.37	3.12
COP	Nominal Heating		3.85	3.88	3.71	3.85	3.88	3.71
	Max. Heating		3.57	3.55	3.32	3.57	3.55	3.32
Airflow rate		m^3/h	6,200	6,600	7,000	6,200	6,600	7,000
Sound pressure level/ Power level	Cooling	dB(A)	50 / 65	52 / 66	53 / 67	50 / 65	52 / 66	53 / 67
	Heating		52 / 67	55 / 69	56 / 69	52 / 67	55 / 69	56 / 69
Heat exchanger fin			Blue fin	Blue fin	Blue fin	Blue fin	Blue fin	Blue fin
Net Dimensions	Height	mm	1,334	1,334	1,334	1,334	1,334	1,334
	Width		970	970	970	970	970	970
	Depth		370	370	370	370	370	370
Weight		kg	117	117	119	118	119	119
Refrigerant	Type (Global Warming Potential)		R410A (2,088)	R410A (2,088)	R410A (2,088)	R410A (2,088)	R410A (2,088)	R410A (2,088)
	Charge	kg (CO2eq-T)	4.8 (10.0)	5.3 (11.1)	5.3 (11.1)	4.8 (10.0)	5.3 (11.1)	5.3 (11.1)
Connection pipe diameter	Liquid	mm	9.52	9.52	9.52	9.52	9.52	9.52
	Gas		15.88	15.88	19.05	15.88	15.88	19.05
Total pipe length		m	180	180	180	180	180	180
Max. height difference			50/40 (Outdoor unit: Upper/Lower)			50/40 (Outdoor unit: Upper/Lower)		
Operating Range	Cooling	˚C	-5 to 46	-5 to 46	-5 to 46	-5 to 46	-5 to 46	-5 to 46
	Heating		-20 to 21	-20 to 21	-20 to 21	-20 to 21	-20 to 21	-20 to 21

Note: Specifications are based on the following conditions.
Cooling: Indoor temperature of 27°CDB/19°CWB, and outdoor temperature of 35°CDB/24°CWB.
Heating: Indoor temperature of 20°CDB/(15°CWB), and outdoor temperature of 7°CDB/6°CWB.
Pipe length: 7.5 m; Height difference between outdoor unit and indoor unit: 0 m.
The protective function may work when using it outside the operation range.

Dimensions

(Unit: mm)

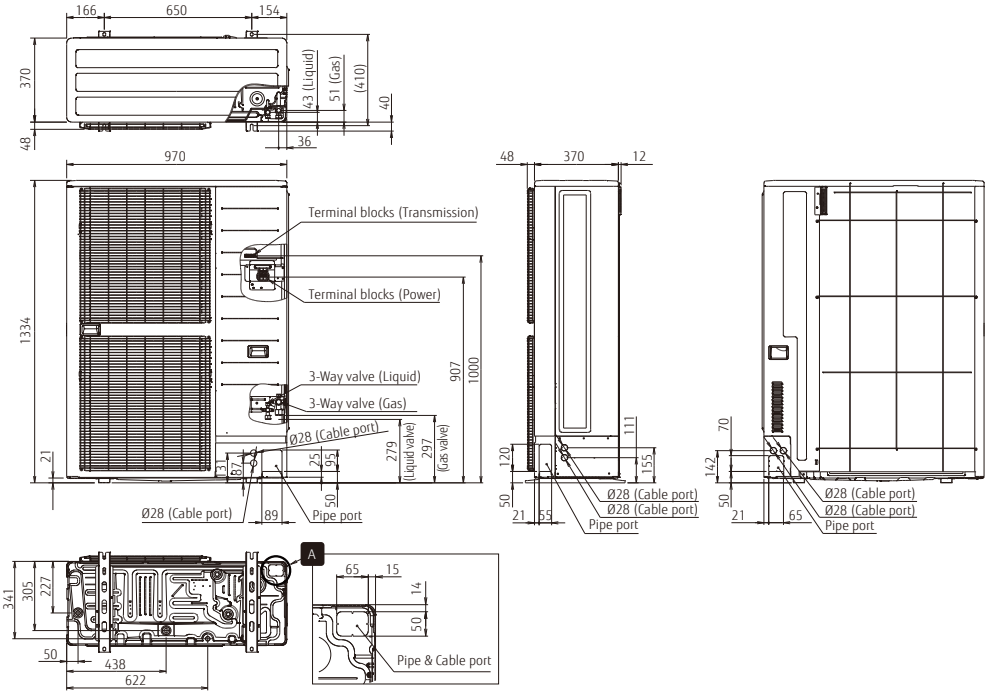

Heat Pump

for Small-capacity type

AIRSTAGE™ J-IVS

System configuration example

- Suitable for air conditioning small and medium-size buildings. One refrigerant system is used for each outdoor unit.
- Multiple indoor units are connected with separation tubes and headers.

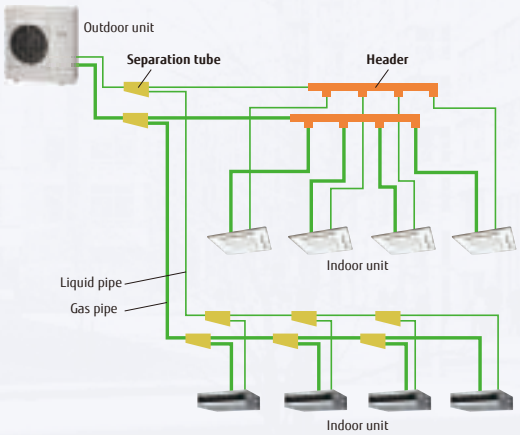

New intelligent refrigerant control

Fujitsu General is proposing outdoor units equipped with refrigerant control function.
The refrigerant control operates with suitable control corresponding to the heat load of the room and offers a more comfortable environment. The refrigerant control can also provide increased energy savings.



* The improvements due to the control and the actual sine wave vary depending on the combination of the indoor unit and system operating conditions.

External static pressure

External static pressure measures up to 25 Pa for 4/5/6 HP models.



Advanced high-efficiency technology

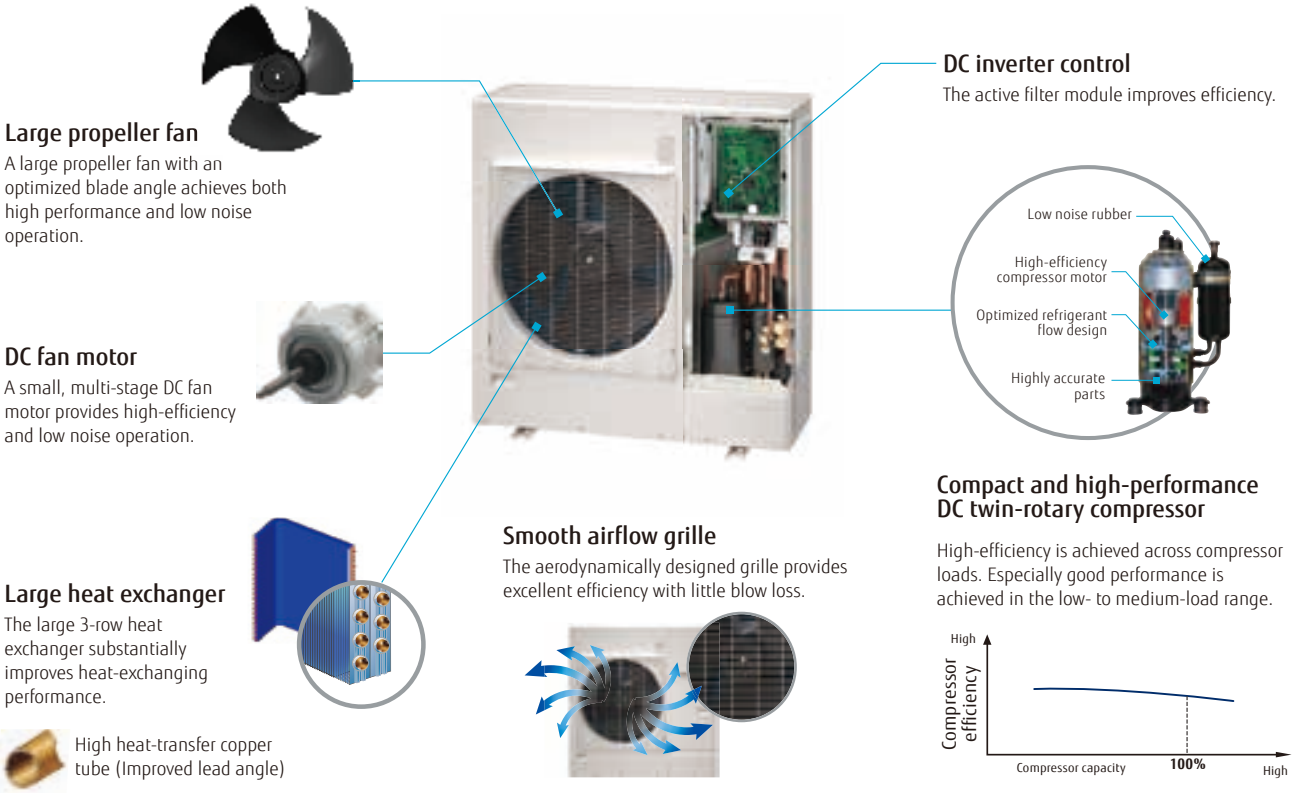

(Tentative)

Easy to carry, easy to install



Model/6 HP class

Height difference
998mm
▲25%

Light
87kg

Small, lightweight outdoor unit

The outdoor units in this series are much more compact than conventional outdoor units of comparable capacity. They can be installed on a balcony, fitting below the height of the railing. With a height of less than 1 m, they can be installed in tight spaces such as under windows.



Low noise design

Significantly low noise levels are achieved by the use of a DC twin-rotary compressor, inverter technology, and an advanced airflow structure design.

Long pipe length

Our advanced refrigerant control technology extends the maximum allowable length of refrigerant piping to 80 m. This provides high flexibility in system design.

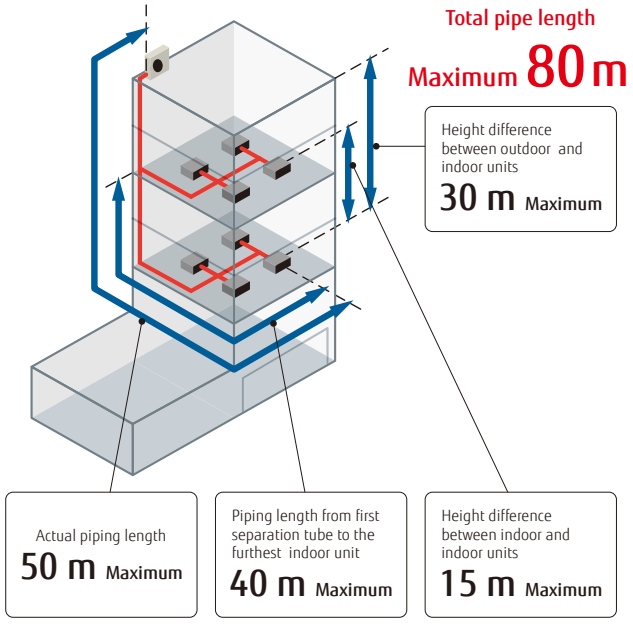

Up to 13 indoor units* can be connected

The combination of smaller but sufficiently powerful indoor units and a new outdoor unit with an optimized heat exchanging structure makes it possible to connect up to 13 indoor units, which is the best in its class.

*: 6 HP model

Model	Current model (J-IIS)			New model (J-IVS)		
Rating Capacity range (HP)	4	5	6	4	5	6
Max. Connectable indoor unit	1-7	1-8	1-8	1-11	1-12	1-13

Non-stop oil recovery operation

A comfortable room condition is maintained during oil recovery mode because the product continues to operate without stopping the cooling or heating operation.

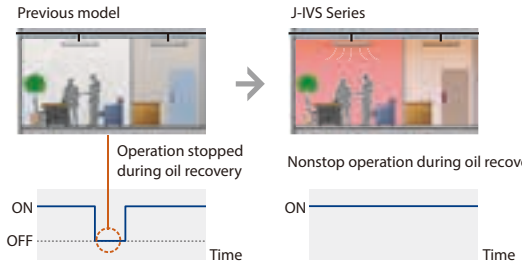

Easier Installation

Connection check function: Wiring connections and address settings can be checked thanks to the quick check run function.



- Displays the number of each connected indoor unit.
- Displays the duplicate address number assigned to an indoor unit.

4, 5, 6 HP: AJH040LCLDH/AJH045LCLDH/AJH054LCLDH



Specifications

Rated capacity range		HP	4	5	6
Model name			AJH040LCLDH	AJH045LCLDH	AJH054LCLDH
Maximum connectable indoor units			1-11	1-12	1-13
Power source			Single phase, ~230 V, 50 Hz		
Capacity	Cooling	kW	12.1	14.0	15.1
	Nominal Heating		12.1	14.0	15.1
	Max. Heating		13.6	16.0	16.5
Input power	Cooling	kW	3.75	4.71	5.55
	Nominal Heating		3.22	3.77	4.33
	Max. Heating		3.99	5.04	5.32
EER	Cooling	W/W	3.22	2.97	2.72
COP	Nominal Heating		3.75	3.71	3.48
	Max. Heating		3.40	3.17	3.10
Airflow rate		m^3/h	4,240	4,400	4,400
Sound pressure level/ Power level	Cooling	dB(A)	53 / 67	53 / 69	54 / 70
	Heating		54 / 68	56 / 69	56 / 70
Heat exchanger fin			Blue fin	Blue fin	Blue fin
Net Dimensions	Height	mm	998	998	998
	Width		970	970	970
	Depth		370	370	370
Weight		kg	88	88	88
Refrigerant	Type (Global Warming Potential)		R410A (2,088)	R410A (2,088)	R410A (2,088)
	Charge	kg (CO2eq-T)	4.0 (8.4)	4.0 (8.4)	4.0 (8.4)
Connection pipe diameter	Liquid	mm	9.52	9.52	9.52
	Gas		15.88	15.88	15.88
Total pipe length		m	80	80	80
Max. height difference			30	30	30
Operating Range	Cooling	˚C	-5 to 46	-5 to 46	-5 to 46
	Heating		-20 to 21	-20 to 21	-20 to 21

Note: Specifications are based on the following conditions.
Cooling: Indoor temperature of 27°CDB/19°CWB, and outdoor temperature of 35°CDB/24°CWB.
Heating: Indoor temperature of 20°CDB/(15°CWB), and outdoor temperature of 7°CDB/6°CWB.
Pipe length: 7.5 m; Height difference between outdoor unit and indoor unit: 0 m.
The protective function may work when using it outside the operation range.

Dimensions

(Unit: mm)

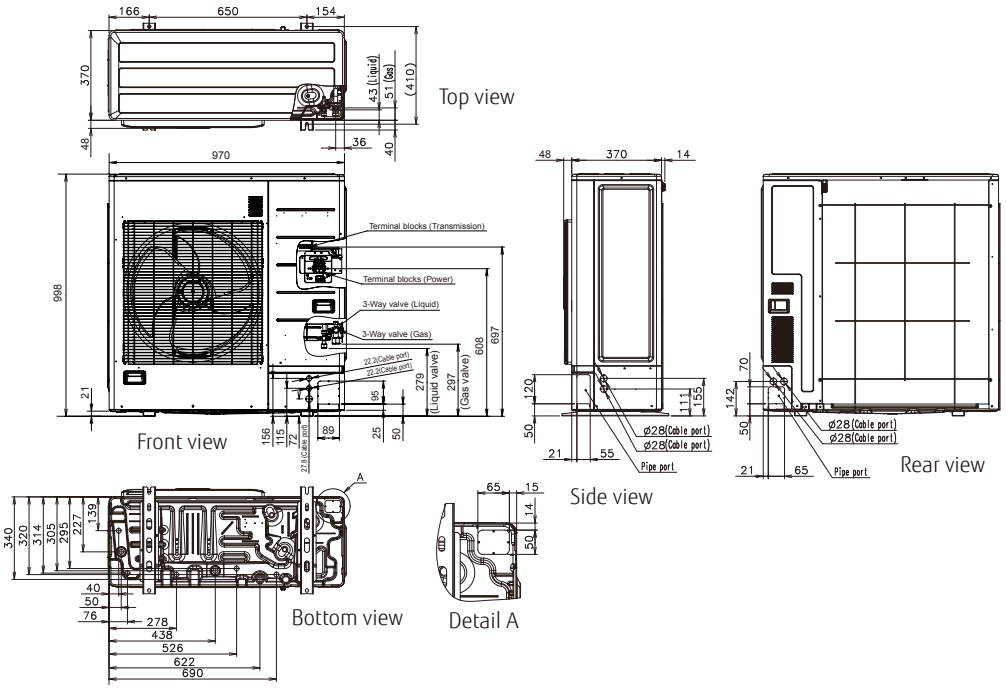

Heat Recovery

Modular Type

AIRSTAGE™ VR-IV

Highly energy-efficient operation

Our heat recovery systems achieve high operating energy efficiency by drawing heat from the room to be cooled and transferring it as energy for rooms that are to be heated.

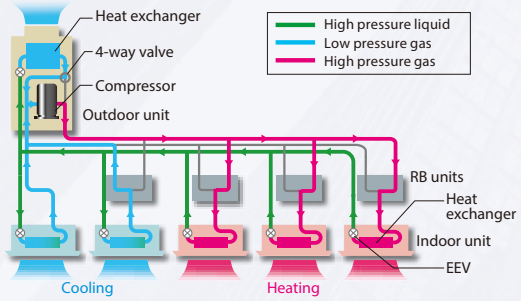

Our heat recovery systems achieve high operating energy efficiency by drawing heat from the room to be cooled and transferring it as energy for rooms that are to be heated.

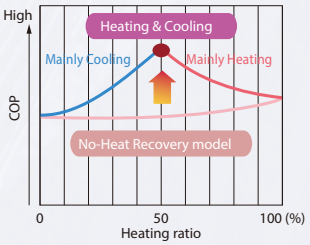

New intelligent refrigerant control

Fujitsu General is proposing outdoor units equipped with refrigerant control function.
The refrigerant control operates with suitable control corresponding to the heat load of the room and offers a more comfortable environment. The refrigerant control can also provide increased energy savings.

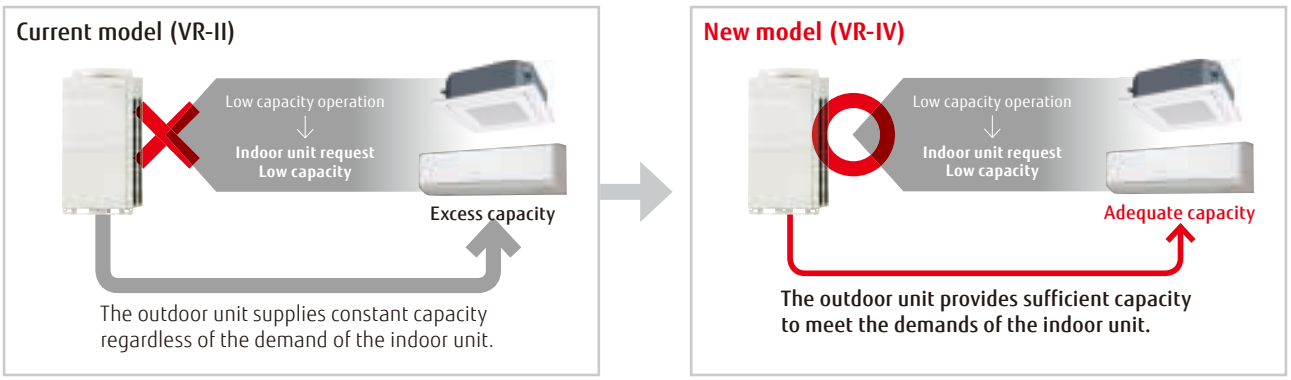

* The improvements due to the control and the actual sine wave vary depending on the combination of the indoor unit and system operating conditions.

Increase in the number of connectable indoor units

Capacity range of connectable indoor units

New model (VR-IV)	25%* to 150%
Current model (VR-II)	50% to 150%

*: For modular type, 25% to 49.9% operation in the entire system is available. (by one unit operation)

Increased number of connectable indoor units and space saving combinations

(Unit)

HP	10	12	14	16	•••	28	30	32	•••	48
New model (VR-IV)	21	26	30	34	•••	60	64	64	•••	64

Current model (VR-II)	15	16	17	21	24	•••	42	45	48	•••	64

The energy-saving technology that boosted operation efficiency



Powerful large propeller fan
The fan uses CFD* technology to achieve both high performance and low noise operation.
*CFD: Computational Fluid Dynamics

3-phase DC fan motor
The use of a DC fan motor with sophisticated driver control improves energy efficiency substantially. In addition, this motor operates quietly.

Subcool heat exchanger
High heat exchange efficiency is achieved by using an internal projection-shape double-pipe construction.

High-efficient, large-capacity DC twin-rotary compressor
Large-capacity high-efficient DC twin-rotary compressor with excellent intermediate capability.

Sine-wave DC inverter control
High-efficiency is realized by the adoption of reduced switching loss IPM.

4-face heat exchanger
The 4-face heat exchanger increases the effective surface area and significantly improves heat-exchanging efficiency.

Front intake port (Corner cut air inlet structure)
In multiple outdoor unit installations, the unique front intake design improves airflow into the heat exchanger.

Extended connection ratio (applicable to multiple tenants)

Especially useful when starting partial
air conditioning in a building under construction
Installation can be added flexibly for each tenant.

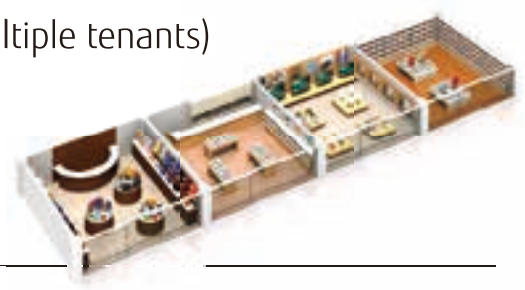

Stand-alone

Current model (VR-II)

Example) 50% of 12HP minimum connected indoor unit capacity is required



Installation is possible even for tenants who have not yet started operations.

New model (VR-IV)

Example) 25% of 12HP minimum connected indoor unit capacity is required

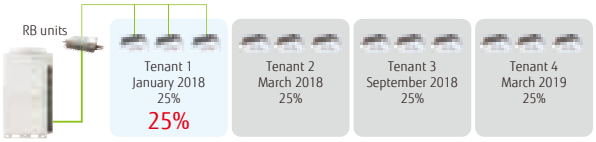

Installation and commissioning can be added flexibly to meet the opening dates of other tenants.

Modular type

One outdoor unit operates effectively for the capacities of connectable indoor units in the entire system. (Each of the multiple outdoor units does not dare to operate at 25% capacity: any one of the outdoor units will operate at 50% and the remaining units will each output 0%, i.e., stop operating.)

Example: One 10HP outdoor unit performs 25% of the total 20HP outdoor units system.
One 10HP outdoor unit performs 50% of its capacity
→ Two outdoor units do not perform 25% of the operation.



One outdoor unit performs 50% of the operation, and the entire system performs 25% of the operation.

Additional installation is possible without changing the main pipe.

A main pipe of a diameter that can be used for the final system is installed at the beginning of the installation.
Duplication of the work will be avoided as there is no need to change the main pipe as in the previous model.

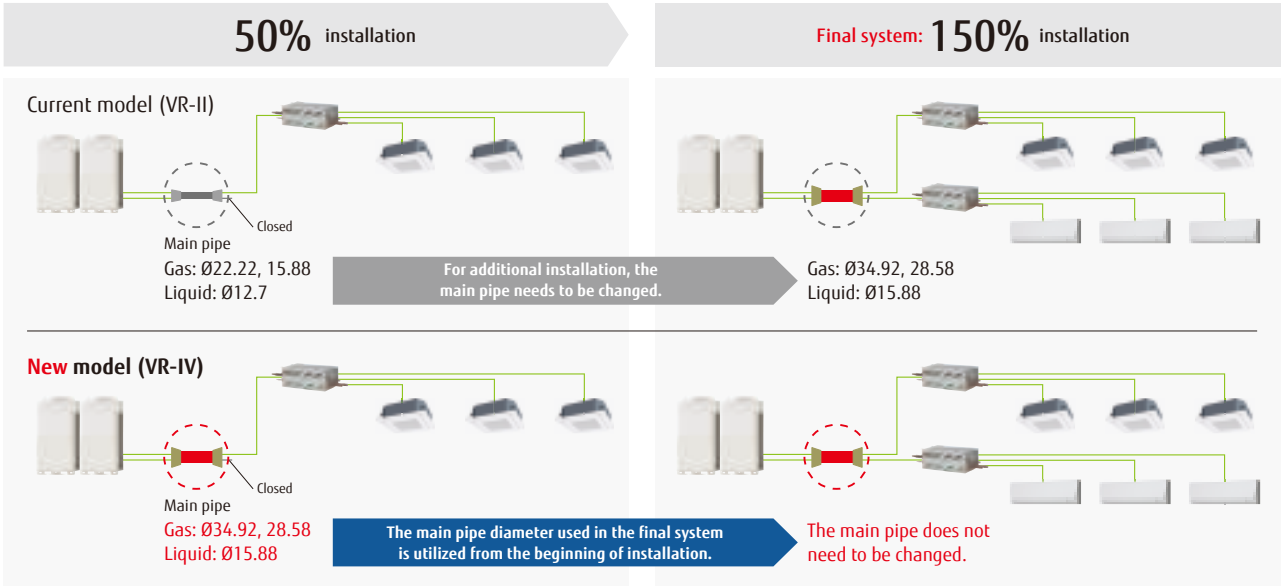

New Individual Defrost Operation

Individual Defrost Operation maintains the room comfortable during defrost operation.

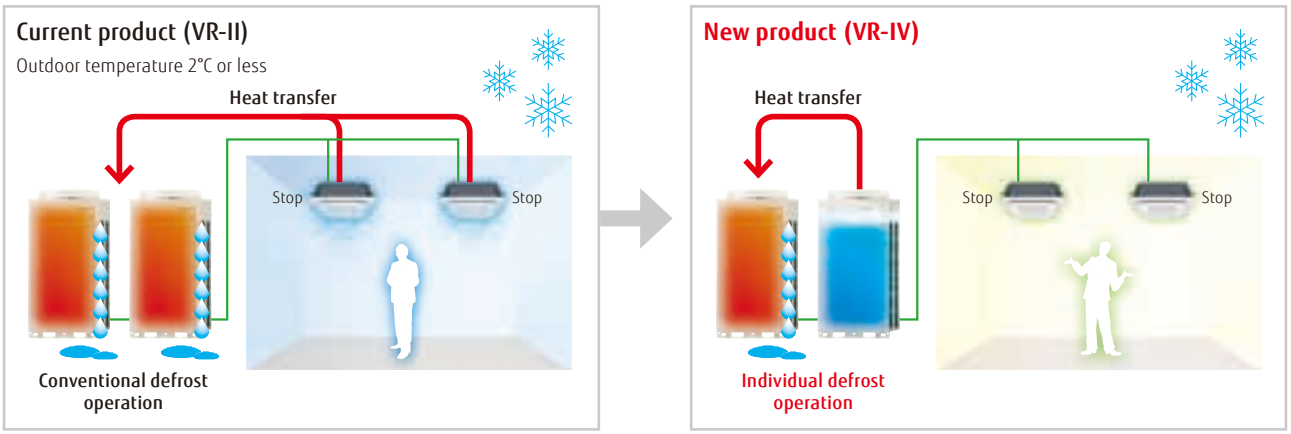

During defrosting operation, the system absorbs heat from the room to lower the room temperature.

Individual Defrost Operation absorbs the heat from the outside by using the remaining units to prevent an excessive drop in room temperature.

*Available only when the outdoor unit is modularly connected

Upon completion of Individual Defrost Operation, the indoor unit returns to normal operation.

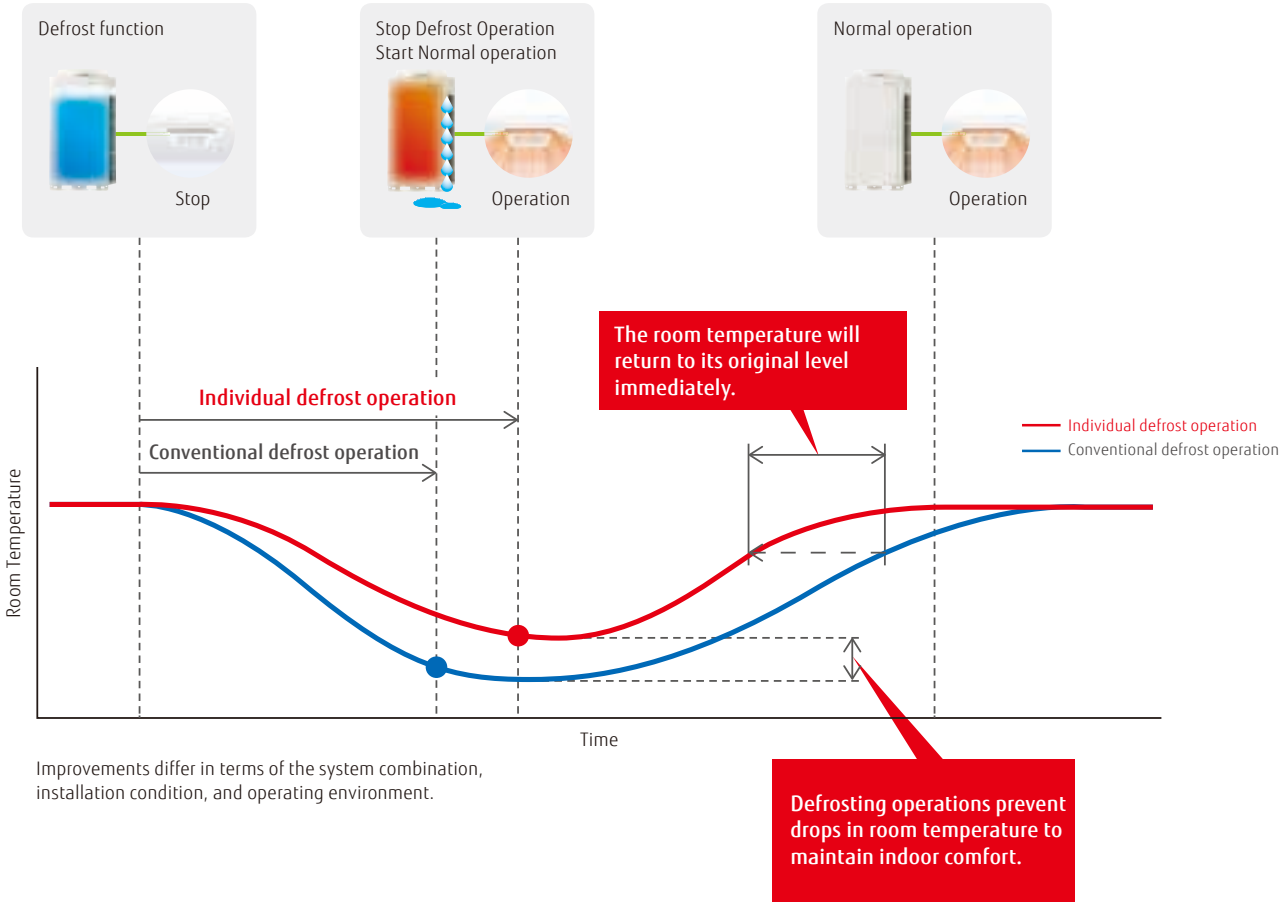

Improvements differ in terms of the system combination, installation condition, and operating environment.

Efficiency in actual operating conditions

Class-leading high COP (Maximum) The use of our proprietary heat exchanger structure and high-efficiency DC twin-rotary compressors achieves the class-leading coefficient of performance (COP) in every combination.

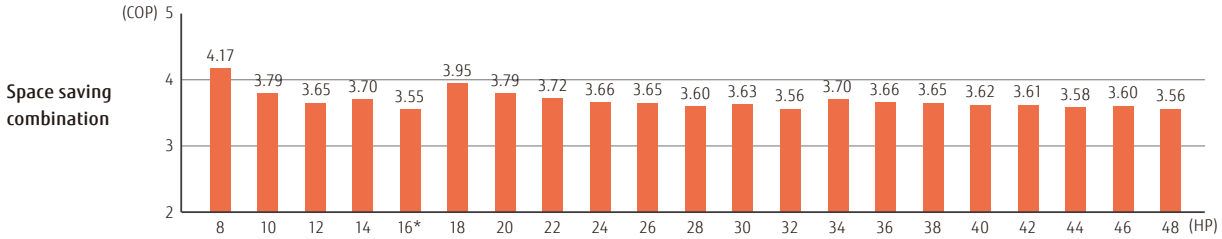

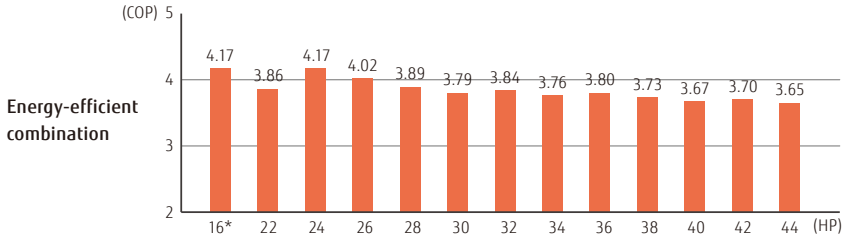

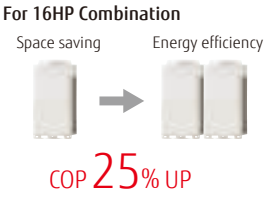

* These specifications are determined by Cassette combination.
*Multiple outdoor units are not certified by Eurovent.

All-inverter compressor

Large-capacity DC inverter compressor

Large-capacity high-efficient DC twin-rotary compressor with excellent intermediate capability.



High-efficiency compressor speed control

The compressor speed control in 0.1 Hz increments ensures a comfortable space with less change in room temperature and less energy loss.

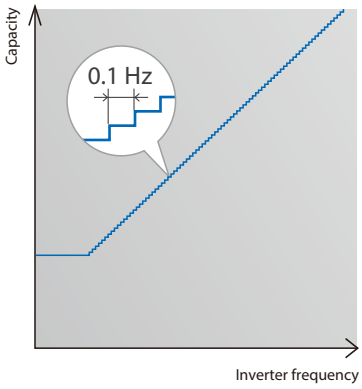

Multiple outdoor operation control

When multiple outdoor units are connected, each compressor carries out sophisticated operation. Instead of operating one compressor at full load to distribute the refrigerant to one heat exchanger, all compressors operate at partial load to distribute the refrigerant to all heat exchangers, thereby improving the efficiency of the entire system.

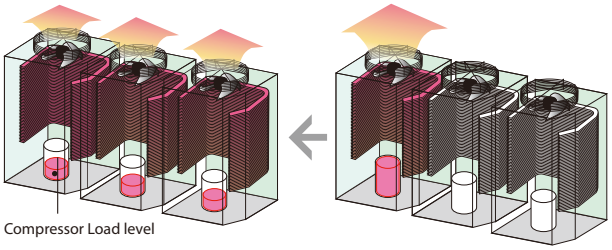

Heat exchanger refrigerant control

The heat exchanger in the outdoor unit is divided into two parts, upper and lower. The efficiency of the heat exchanger has been improved by adopting an optimum refrigerant path control where the refrigerant is distributed more into the top heat exchanger as this is where there is a greater air flow intake.

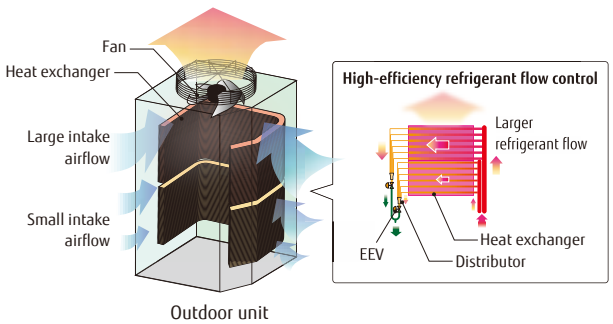

Flexible pipe connection

More flexible refrigerant pipe work is possible due to the use of various piping and RB unit connections, for adjustments to the floor layout and building structure.



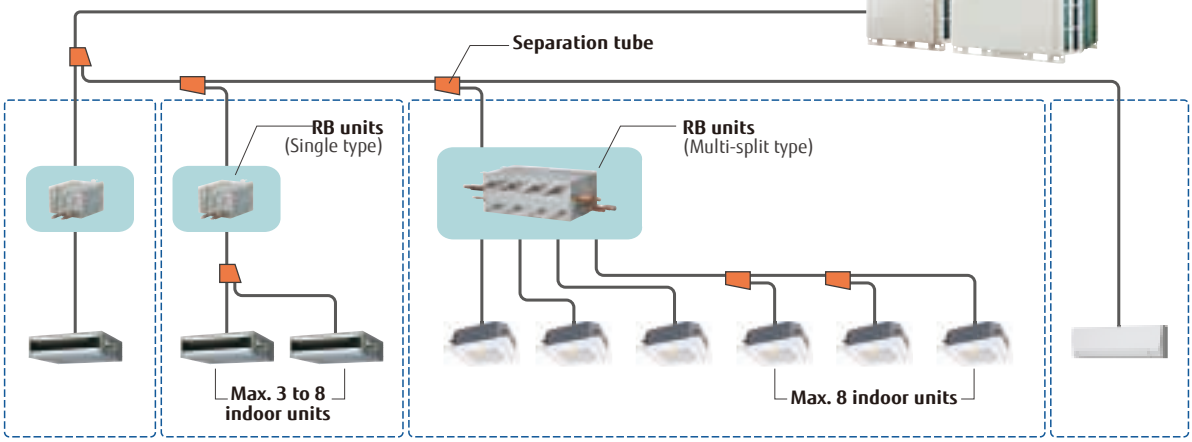

	Single connection	Group connection	Single connection & Group connection		RB unit less connection*2
Application	Individual cooling and heating	Simultaneous cooling and heating	Individual cooling and heating	Simultaneous cooling and heating	Cooling only

- An RB unit can be placed between the first branch and an indoor unit.
- The maximum height difference between RB units is 15 m.

No RB Unit is required for cooling only use.

Flexible installation of RB unit



RB units
(Multi-split type/8-branch)



RB units
(Multi-split type/12-branch)

Small and slim design with a height of 198 mm makes it easy to install in tight spaces with height constraints.

- A drain pipe is not required.
- Different positions of a control box can be chosen to accommodate installation conditions.
- Series connection for simplified installation

*: RB unit (single type)



An RB unit can be installed on either side of the control box.



An RB unit can be installed on top of the control box to save space.

*: RB unit (single type)

- 2-way connection



- Two RB units can be connected in series*.

*: RB unit (Single type/4-branch)

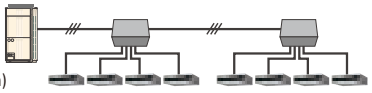

Easy maintenance in tight spaces

Maintenance can be performed from the side.





The electrical box can be accessed and serviced by sliding down the front cover.

Parts can be accessed and replaced easily even in tight spaces inside the ceiling.

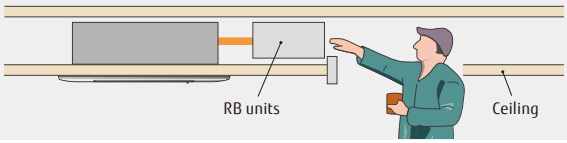

Outdoor units lineup • Combinations other than those listed below are not recommended.

Space saving combination

22.4kW (8HP)  AJH072GALDH UNIT : AJH072GALDH	28.0kW (10HP)  AJH090GALDH UNIT : AJH090GALDH	33.5kW (12HP)  AJH108GALDH UNIT : AJH108GALDH	40.0kW (14HP)  AJH126GALDH UNIT : AJH126GALDH	45.0kW (16HP)  AJH144GALDH UNIT : AJH144GALDH
50.4kW (18HP)  AJH162GALDH UNIT : AJH090/072GALDH	56.0kW (20HP)  AJH180GALDH UNIT : AJH090/090GALDH	61.5kW (22HP)  AJH198GALDH UNIT : AJH108/090GALDH	67.0kW (24HP)  AJH216GALDH UNIT : AJH108/108GALDH	73.0kW (26HP)  AJH234GALDH UNIT : AJH144/090GALDH
78.5kW (28HP)  AJH252GALDH UNIT : AJH144/108GALDH	85.0kW (30HP)  AJH270GALDH UNIT : AJH144/126GALDH	90.0kW (32HP)  AJH288GALDH UNIT :AJH144/144GALDH	95.0kW (34HP)  AJH306GALDH UNIT : AJH108/108/090GALDH	100.5kW (36HP)  AJH324GALDH UNIT : AJH108/108/108GALDH
106.5kW (38HP)  AJH342GALDH UNIT : AJH144/108/090GALDH	112.0kW (40HP)  AJH360GALDH UNIT : AJH144/108/108GALDH	118.0kW (42HP)  AJH378GALDH UNIT : AJH144/144/090GALDH	123.5kW (44HP)  AJH396GALDH UNIT : AJH144/144/108GALDH	130.0kW (46HP)  AJH414GALDH UNIT : AJH144/144/126GALDH
135.0kW (48HP)  AJH432GALDH UNIT : AJH144/144/144GALDH				

Energy efficiency combination

44.8kW (16HP)  AJH144GALDHH UNIT : AJH072/072GALDH	62.4kW (22HP)  AJH198GALDHH UNIT : AJH126/072GALDH	67.2kW (24HP)  AJH216GALDHH UNIT : AJH072/072/072GALDH	72.8kW (26HP)  AJH234GALDHH UNIT : AJH090/072/072GALDH	78.4kW (28HP)  AJH252GALDHH UNIT : AJH090/090/072GALDH
84.0kW (30HP)  AJH270GALDHH UNIT : AJH090/090/090GALDH	90.4kW (32HP)  AJH288GALDHH UNIT : AJH126/090/072GALDH	96.0kW (34HP)  AJH306GALDHH UNIT : AJH126/090/090GALDH	102.4kW (36HP)  AJH324GALDHH UNIT : AJH126/126/072GALDH	108.0kW (38HP)  AJH342GALDHH UNIT : AJH126/126/090GALDH
113.0kW (40HP)  AJH360GALDHH UNIT : AJH144/126/090GALDH	120.0kW (42HP)  AJH378GALDHH UNIT : AJH126/126/126GALDH	125.0kW (44HP)  AJH396GALDHH UNIT : AJH144/126/126GALDH		

8,10,12HP : AJH072GALDH / AJH090GALDH / AJH108GALDH
14,16HP : AJH126GALDH / AJH144GALDH



8, 10, 12 HP　　14, 16 HP

Dimensions

(Unit: mm)

8, 10, 12 HP

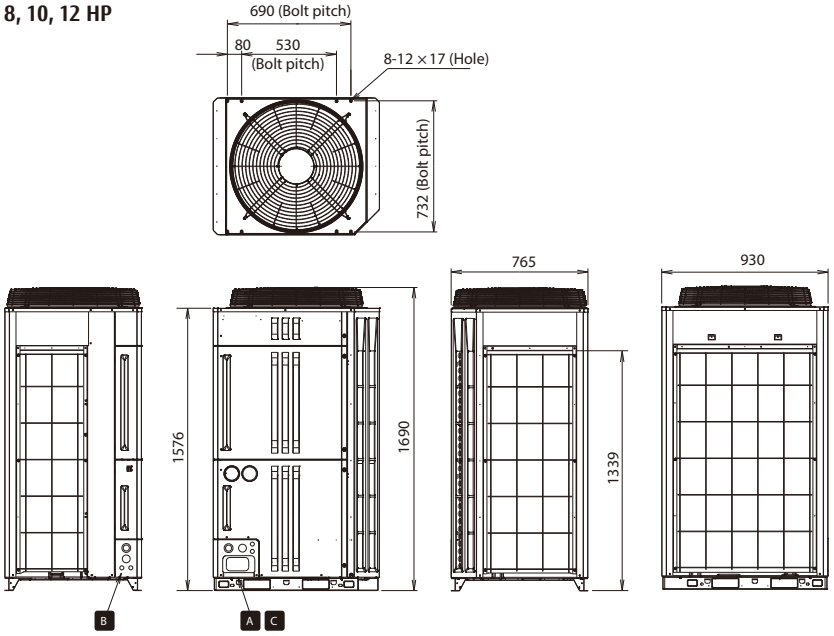

14, 16 HP

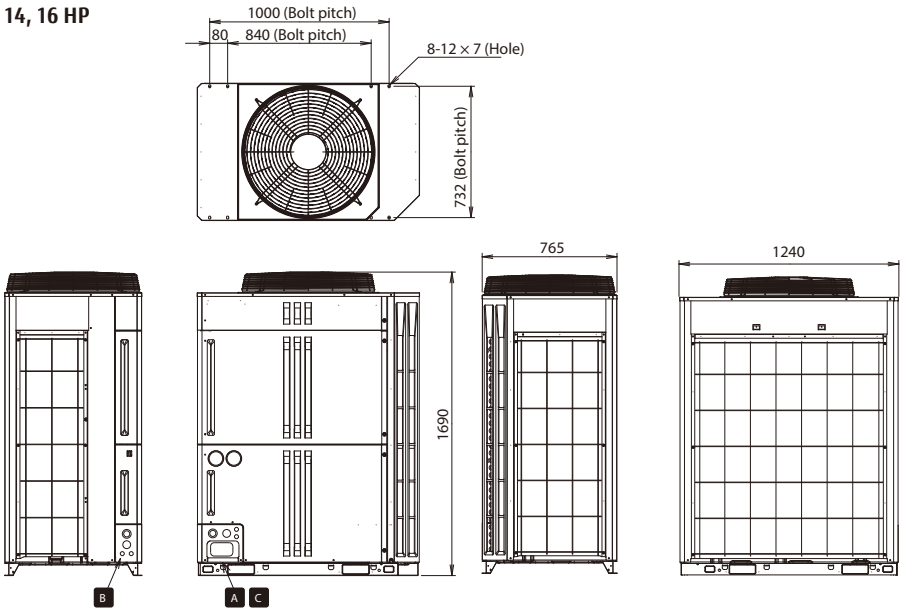

A
Front side knockout position

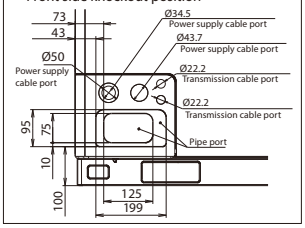

B
Left side knockout position

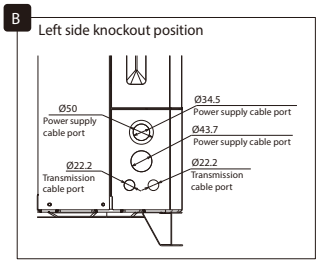

C
Bottom side knockout position

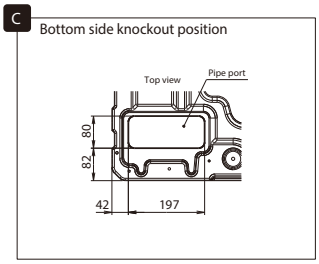

Outdoor unit specifications

Space saving combination

Rated capacity range		HP	8	10	12	14	16	18	20	22	24
											
Model name			AJH072GALDH	AJH090GALDH	AJH108GALDH	AJH126GALDH	AJH144GALDH	AJH162GALDH	AJH180GALDH	AJH198GALDH	AJH216GALDH
Unit 1 Unit 2 Unit 3			AJH072GALDH	AJH090GALDH	AJH108GALDH	AJH126GALDH	AJH144GALDH	AJH090GALDH AJH072GALDH	AJH090GALDH AJH090GALDH	AJH108GALDH AJH090GALDH	AJH108GALDH AJH108GALDH
Maximum connectable indoor units*1			17	21	26	30	34	39	43	47	52
Connectable capacity range of indoor units		kW	5.6-33.6	7.0-42.0	8.4-50.2	10.0-60.0	11.3-67.5	12.6-75.6*3	14.0-84.0*3	15.4-92.2*3	16.8-100.5*3
Power source			3-phase, 4-wire, 400 V, 50Hz								
Capacity	Cooling	kW	22.4	28.0	33.5	40.0	45.0	50.4	56.0	61.5	67.0
	Nominal Heating		22.4	28.0	33.5	40.0	42.0	50.4	56.0	61.5	67.0
	Max. Heating		25.0	31.5	37.5	45.0	48.0	56.5	63.0	69.0	75.0
Input power	Cooling	kW	6.26	9.53	11.89	13.16	16.71	15.79	19.06	21.42	23.78
	Nominal Heating		5.37	7.38	9.16	10.80	11.81	12.75	14.76	16.54	18.32
	Max. Heating		6.25	8.96	11.48	13.95	14.98	15.21	17.92	20.44	22.96
EER	Cooling	W/W	3.57	2.93	2.81	3.03	2.69	3.19	2.94	2.87	2.82
COP	Nominal Heating		4.17	3.79	3.65	3.70	3.55	3.95	3.79	3.72	3.66
	Max. Heating		4.00	3.51	3.26	3.22	3.20	3.71	3.52	3.38	3.27
Air flow rate	High	m^3/h	11,100	11,100	11,100	13,000	13,000	11,100×2	11,100×2	11,100×2	11,100×2
Sound pressure level*2/ Power level	Cooling	dB(A)	56 / 77	58 / 78	59 / 79	60 / 82	61 / 82	60 / 81	61 / 81	62 / 82	62 / 82
	Heating		58 / 79	59 / 79	63 / 82	62 / 83	63 / 83	62 / 82	62 / 82	64 / 84	66 / 85
Max. External static pressure		Pa	80	80	80	80	80	80	80	80	80
Compressor motor output		kW	7.5	7.5	7.5	11.0	11.0	7.5 × 2	7.5 × 2	7.5 × 2	7.5 × 2
Heat exchanger fin			Blue fin	Blue fin	Blue fin	Blue fin	Blue fin	Blue fin	Blue fin	Blue fin	Blue fin
Net Dimensions	Height	mm	1,690	1,690	1,690	1,690	1,690	1,690	1,690	1,690	1,690
	Width		930	930	930	1,240	1,240	930 × 2	930 × 2	930 × 2	930 × 2
	Depth		765	765	765	765	765	765	765	765	765
Weight		kg	262	262	262	286	286	262 × 2	262 × 2	262 × 2	262 × 2
Refrigerant	Type (Global Warming Potential)		R410A (2,088)	R410A (2,088)	R410A (2,088)	R410A (2,088)	R410A (2,088)	R410A (2,088)	R410A (2,088)	R410A (2,088)	R410A (2,088)
	Charge	kg (CO2eq-T)	11.8 (24.6)	11.8 (24.6)	11.8 (24.6)	11.8 (24.6)	11.8 (24.6)	11.8 × 2 (24.6 × 2)	11.8 × 2 (24.6 × 2)	11.8 × 2 (24.6 × 2)	11.8 × 2 (24.6 × 2)
Connection pipe diameter	Liquid	mm	12.70	12.70	12.70	12.70	12.70	15.88	15.88	15.88	15.88
	Discharge Gas		15.88	19.05	19.05	22.22	22.22	22.22	22.22	28.58	28.58
	Suction Gas		22.22	22.22	28.58	28.58	28.58	28.58	28.58	34.92	34.92
Operating Range	Cooling	°CDB	-10 to 46	-10 to 46	-10 to 46	-10 to 46	-10 to 46	-10 to 46	-10 to 46	-10 to 46	-10 to 46
	Heating		-20 to 21	-20 to 21	-20 to 21	-20 to 21	-20 to 21	-20 to 21	-20 to 21	-20 to 21	-20 to 21
	Cooling/Heating		-10 to 21	-10 to 21	-10 to 21	-10 to 21	-10 to 21	-10 to 21	-10 to 21	-10 to 21	-10 to 21

Energy Efficiency Combination

Rated capacity range		HP	16	22	24	26	28	30
								
Model name			AJH144GALDHH	AJH198GALDHH	AJH216GALDHH	AJH234GALDHH	AJH252GALDHH	AJH270GALDHH
Unit 1 Unit 2 Unit 3			AJH072GALDH AJH072GALDH	AJH126GALDH AJH072GALDH	AJH072GALDH AJH072GALDH AJH072GALDH	AJH090GALDH AJH072GALDH AJH072GALDH	AJH090GALDH AJH090GALDH AJH072GALDH	AJH090GALDH AJH090GALDH AJH090GALDH
Maximum connectable indoor units*1			34	47	52	56	60	64
Connectable capacity range of indoor units		kW	11.2-67.2*3	15.6-93.6*3	16.8-100.8*3	18.2-109.2*3	19.6-117.6*3	21.0-126.0*3
Power source			3-phase, 4-wire, 400 V, 50Hz					
Capacity	Cooling	kW	44.8	62.4	67.2	72.8	78.4	84.0
	Nominal Heating		44.8	62.4	67.2	72.8	78.4	84.0
	Max. Heating		50.0	70.0	75.0	81.5	88.0	94.5
Input power	Cooling	kW	12.52	19.42	18.78	22.05	25.32	28.59
	Nominal Heating		10.74	16.17	16.11	18.12	20.13	22.14
	Max. Heating		12.50	20.20	18.75	21.46	24.17	26.88
EER	Cooling	W/W	3.58	3.21	3.58	3.30	3.10	2.94
COP	Nominal Heating		4.17	3.86	4.17	4.02	3.89	3.79
	Max. Heating		4.00	3.47	4.00	3.80	3.64	3.52
Air flow rate	High	m^3/h	11,100×2	13,000+11,100	11,100×3	11,100×3	11,100×3	11,100×3
Sound pressure level*2/ Power level	Cooling	dB(A)	59 / 80	61 / 83	61 / 82	62 / 82	62 / 82	63 / 83
	Heating		61 / 82	63 / 84	63 / 84	63 / 84	63 / 84	64 / 84
Max. External static pressure		Pa	80	80	80	80	80	80
Compressor motor output		kW	7.5 × 2	11.0 + 7.5	7.5 × 3	7.5 × 3	7.5 × 3	7.5 × 3
Heat exchanger fin			Blue fin	Blue fin	Blue fin	Blue fin	Blue fin	Blue fin
Net Dimensions	Height	mm	1,690	1,690	1,690	1,690	1,690	1,690
	Width		930 × 2	1,240 + 930	930 × 3	930 × 3	930 × 3	930 × 3
	Depth		765	765	765	765	765	765
Weight		kg	262 × 2	286 + 262	262 × 3	262 × 3	262 × 3	262 × 3
Refrigerant	Type (Global Warming Potential)		R410A (2,088)	R410A (2,088)	R410A (2,088)	R410A (2,088)	R410A (2,088)	R410A (2,088)
	Charge	kg (CO2eq-T)	11.8 × 2 (24.6 × 2)	11.8 × 2 (24.6 × 2)	11.8 × 3 (24.6 × 3)	11.8 × 3 (24.6 × 3)	11.8 × 3 (24.6 × 3)	11.8 × 3 (24.6 × 3)
Connection pipe diameter	Liquid	mm	12.70	15.88	15.88	15.88	15.88	19.05
	Discharge Gas		22.22	28.58	28.58	28.58	28.58	28.58
	Suction Gas		28.58	34.92	34.92	34.92	34.92	34.92
Operating Range	Cooling	°CDB	-10 to 46	-10 to 46	-10 to 46	-10 to 46	-10 to 46	-10 to 46
	Heating		-20 to 21	-20 to 21	-20 to 21	-20 to 21	-20 to 21	-20 to 21
	Cooling/Heating		-10 to 21	-10 to 21	-10 to 21	-10 to 21	-10 to 21	-10 to 21

Note: Specifications are based on the following conditions.
Cooling: Indoor temperature of 27°CDB/19°CWB, and outdoor temperature of 35°CDB/24°CWB.
Heating: Indoor temperature of 20°CDB/(15°CWB), and outdoor temperature of 7°CDB/6°CWB.
Pipe length: 7.5 m; Height difference between outdoor unit and indoor unit: 0 m.

When cooling operation is be conducted at an outdoor air temperature below -5°C, the outdoor unit must be installed in a position that is higher than or equal to that of the indoor units.
* These specifications are determined by ducted combination.
* Multiple outdoor units are not certified by Eurovent.

26	28	30	32	34	36	38	40	42	44	46	48
											
AJH234GALDH	**AJH252GALDH**	**AJH270GALDH**	**AJH288GALDH**	**AJH306GALDH**	**AJH324GALDH**	**AJH342GALDH**	**AJH360GALDH**	**AJH378GALDH**	**AJH396GALDH**	**AJH414GALDH**	**AJH432GALDH**
AJH144GALDH AJH090GALDH	AJH144GALDH AJH108GALDH	AJH144GALDH AJH126GALDH	AJH144GALDH AJH144GALDH	AJH108GALDH AJH108GALDH AJH090GALDH	AJH108GALDH AJH108GALDH AJH108GALDH	AJH144GALDH AJH108GALDH AJH090GALDH	AJH144GALDH AJH108GALDH AJH108GALDH	AJH144GALDH AJH144GALDH AJH090GALDH	AJH144GALDH AJH144GALDH AJH108GALDH	AJH144GALDH AJH144GALDH AJH126GALDH	AJH144GALDH AJH144GALDH AJH144GALDH
56	60	64	64	64	64	64	64	64	64	64	64
18.3-109.5*3	19.7-117.7*3	21.3-127.5*3	22.5-135.0*3	23.8-142.5*3	25.2-150.7*3	26.7-159.7*3	28.0-168.0*3	29.5-177.0*3	30.9-185.2*3	32.5-195.0*3	33.8-202.5*3
3-phase, 4-wire, 400 V, 50Hz											
73.0	78.5	85.0	90.0	95.0	100.5	106.5	112.0	118.0	123.5	130.0	135.0
70.0	75.5	82.0	84.0	95.0	100.5	103.5	109.0	112.0	117.5	124.0	126.0
79.5	85.5	93.0	96.0	106.5	112.5	117.0	123.0	127.5	133.5	141.0	144.0
26.24	28.60	29.87	33.42	33.31	35.67	38.13	40.49	42.95	45.31	46.58	50.13
19.19	20.97	22.61	23.62	25.70	27.48	28.35	30.13	31.00	32.78	34.42	35.43
23.94	26.46	28.93	29.96	31.92	34.44	35.42	37.94	38.92	41.44	43.91	44.94
2.78	2.74	2.85	2.69	2.85	2.82	2.79	2.77	2.75	2.73	2.79	2.69
3.65	3.60	3.63	3.56	3.70	3.66	3.65	3.62	3.61	3.58	3.60	3.56
3.32	3.23	3.21	3.20	3.34	3.27	3.30	3.24	3.28	3.22	3.21	3.20
13,000+11,100	13,000+11,100	13,000×2	13,000×2	11,100×3	11,100×3	13,000+11,100×2	13,000+11,100×2	13,000×2+11,100	13,000×2+11,100	13,000×3	13,000×3
63 / 83	63 / 84	64 / 85	64 / 85	63 / 83	64 / 84	64 / 85	65 / 85	65 / 86	65 / 86	65 / 87	66 / 87
64 / 84	66 / 86	66 / 86	66 / 86	67 / 86	68 / 87	67 / 86	68 / 87	67 / 87	68/ 87	67 / 88	68/ 88
80	80	80	80	80	80	80	80	80	80	80	80
11.0 + 7.5	11.0 + 7.5	11.0 × 2	11.0 × 2	7.5 × 3	7.5 × 3	11.0+7.5 × 2	11.0 + 7.5 × 2	11.0 × 2 + 7.5	11.0 × 2 + 7.5	11.0 × 3	11.0 × 3
Blue fin	Blue fin	Blue fin	Blue fin	Blue fin	Blue fin	Blue fin	Blue fin	Blue fin	Blue fin	Blue fin	Blue fin
1,690	1,690	1,690	1,690	1,690	1,690	1,690	1,690	1,690	1,690	1,690	1,690
1,240 + 930	1,240 + 930	1,240 × 2	1,240 × 2	930 × 3	930 × 3	1,240 + 930 × 2	1,240 + 930 × 2	1,240 × 2 + 930	1,240 × 2 + 930	1,240 × 3	1,240 × 3
765	765	765	765	765	765	765	765	765	765	765	765
286 + 262	286 + 262	286 × 2	286 × 2	262 × 3	262 × 3	286 + 262 × 2	286 + 262 × 2	286 × 2 + 262	286 × 2 + 262	286 × 3	286 × 3
R410A (2,088)	R410A (2,088)	R410A (2,088)	R410A (2,088)	R410A (2,088)	R410A (2,088)	R410A (2,088)	R410A (2,088)	R410A (2,088)	R410A (2,088)	R410A (2,088)	R410A (2,088)
11.8 × 2 (24.6 × 2)	11.8 × 2 (24.6 × 2)	11.8 × 2 (24.6 × 2)	11.8 × 2 (24.6 × 2)	11.8 × 3 (24.6 × 3)	11.8 × 3 (24.6 × 3)	11.8 × 3 (24.6 × 3)	11.8 × 3 (24.6 × 3)	11.8 × 3 (24.6 × 3)	11.8 × 3 (24.6 × 3)	11.8 × 3 (24.6 × 3)	11.8 × 3 (24.6 × 3)
15.88	15.88	19.05	19.05	19.05	19.05	19.05	19.05	19.05	19.05	19.05	19.05
28.58	28.58	28.58	28.58	28.58	28.58	34.92	34.92	34.92	34.92	34.92	34.92
34.92	34.92	34.92	34.92	34.92	41.27	41.27	41.27	41.27	41.27	41.27	41.27
-10 to 46	-10 to 46	-10 to 46	-10 to 46	-10 to 46	-10 to 46	-10 to 46	-10 to 46	-10 to 46	-10 to 46	-10 to 46	-10 to 46
-20 to 21	-20 to 21	-20 to 21	-20 to 21	-20 to 21	-20 to 21	-20 to 21	-20 to 21	-20 to 21	-20 to 21	-20 to 21	-20 to 21
-10 to 21	-10 to 21	-10 to 21	-10 to 21	-10 to 21	-10 to 21	-10 to 21	-10 to 21	-10 to 21	-10 to 21	-10 to 21	-10 to 21

32	34	36	38	40	42	44
						
AJH288GALDHH	**AJH306GALDHH**	**AJH324GALDHH**	**AJH342GALDHH**	**AJH360GALDHH**	**AJH378GALDHH**	**AJH396GALDHH**
AJH126GALDH AJH090GALDH AJH072GALDH	AJH126GALDH AJH090GALDH AJH090GALDH	AJH126GALDH AJH126GALDH AJH072GALDH	AJH126GALDH AJH126GALDH AJH090GALDH	AJH144GALDH AJH126GALDH AJH090GALDH	AJH126GALDH AJH126GALDH AJH126GALDH	AJH144GALDH AJH126GALDH AJH126GALDH
64	64	64	64	64	64	64
22.6-135.6*3	24.0-144.0*3	25.6-153.6*3	27.0-162.0*3	28.3-169.5*3	30.0-180.0*3	31.3-187.5*3
3-phase, 4-wire, 400 V, 50Hz						
90.4	96.0	102.4	108.0	113.0	120.0	125.0
90.4	96.0	102.4	108.0	110.0	120.0	122.0
101.5	108.0	115.0	121.5	124.5	135.0	138.0
28.95	32.22	32.58	35.85	39.40	39.48	43.03
23.55	25.56	26.97	28.98	29.99	32.40	33.41
29.16	31.87	34.15	36.86	37.89	41.85	42.88
3.12	2.98	3.14	3.01	2.87	3.04	2.90
3.84	3.76	3.80	3.73	3.67	3.70	3.65
3.48	3.39	3.37	3.30	3.29	3.23	3.22
13,000+11,100×2	13,000+11,100×2	13,000×2+11,100	13,000×2+11,100	13,000×2+11,100	13,000×3	13,000×3
63 / 84	64 / 85	64 / 86	64 / 86	65 / 86	65 / 87	65 / 87
65 / 86	65 / 86	66 / 87	66 / 87	66 / 87	67 / 88	67 / 88
80	80	80	80	80	80	80
11.0 + 7.5 × 2	11.0 + 7.5 × 2	11.0 × 2 + 7.5	11.0 × 2 + 7.5	11.0 × 2 + 7.5	11.0 × 3	11.0 × 3
Blue fin	Blue fin	Blue fin	Blue fin	Blue fin	Blue fin	Blue fin
1,690	1,690	1,690	1,690	1,690	1,690	1,690
1,240 + 930 × 2	1,240 + 930 × 2	1,240 × 2 + 930	1,240 × 2 + 930	1,240 × 2 + 930	1,240 × 3	1,240 × 3
765	765	765	765	765	765	765
286 + 262 × 2	286 + 262 × 2	286 × 2 + 262	286 × 2 + 262	286 × 2 + 262	286 × 3	286 × 3
R410A (2,088)	R410A (2,088)	R410A (2,088)	R410A (2,088)	R410A (2,088)	R410A (2,088)	R410A (2,088)
11.8 × 3 (24.6 × 3)	11.8 × 3 (24.6 × 3)	11.8 × 3 (24.6 × 3)	11.8 × 3 (24.6 × 3)	11.8 × 3 (24.6 × 3)	11.8 × 3 (24.6 × 3)	11.8 × 3 (24.6 × 3)
19.05	19.05	19.05	19.05	19.05	19.05	19.05
28.58	28.58	28.58	34.92	34.92	34.92	34.92
34.92	34.92	41.27	41.27	41.27	41.27	41.27
-10 to 46	-10 to 46	-10 to 46	-10 to 46	-10 to 46	-10 to 46	-10 to 46
-20 to 21	-20 to 21	-20 to 21	-20 to 21	-20 to 21	-20 to 21	-20 to 21
-10 to 21	-10 to 21	-10 to 21	-10 to 21	-10 to 21	-10 to 21	-10 to 21

*1: Max. number of connectable indoor units is 2.

*2: The noise value is the value measured in an anechoic room. When measured in an actual installation, the measured value is typically larger than the indicated value due to ambient noise and reflections.

*3: If the capacity range of the connectable indoor units is between 25% and 49.9%, do not open the three-way valve except for the unit to be operated. In addition, do not connect the power line.

Heat Pump

Modular Type

AIRSTAGE™ V-IV

System configuration example

- Suitable for air conditioning midsize and large buildings. Connecting each outdoor unit makes it possible to create a high-capacity system.
- Multiple indoor units are connected with separation tubes and headers.

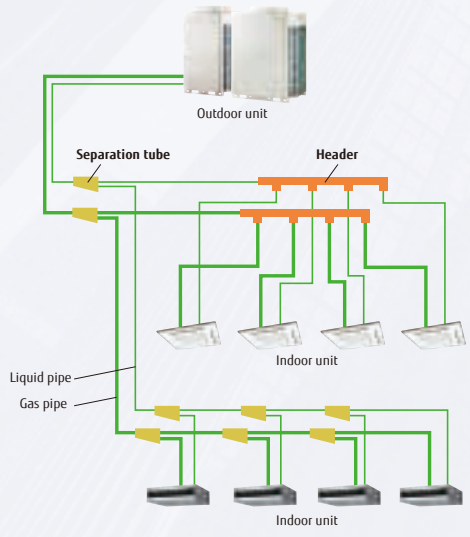

New intelligent refrigerant control

Fujitsu General is proposing outdoor units equipped with refrigerant control function.
The refrigerant control operates with subtle control corresponding to the heat load of the room and offers a more comfortable environment. The refrigerant control can also provide increased energy savings.

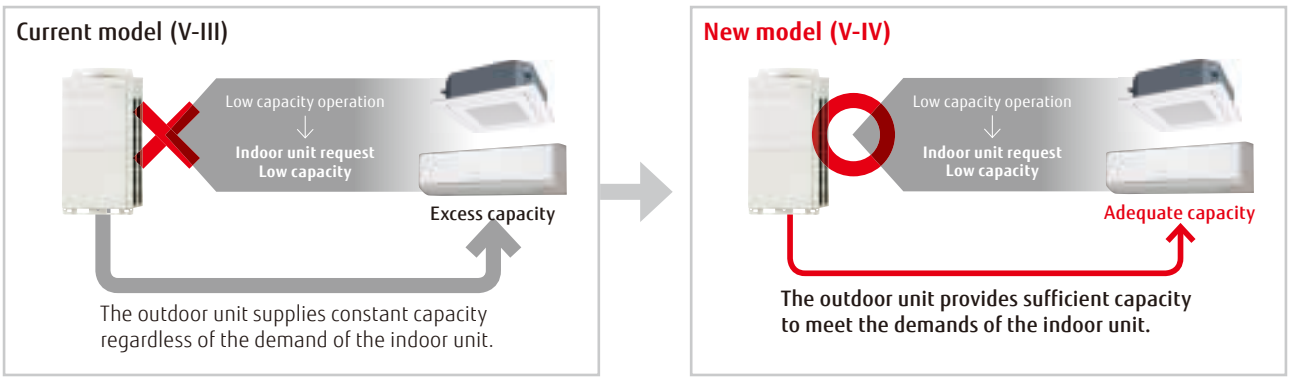

* The improvements due to the control and the actual sine wave vary depending on the combination of the indoor unit and system operating conditions.

Efficiency in actual operating conditions

The use of our proprietary heat exchanger structure and high-efficiency DC twin-rotary compressors achieves the class-leading coefficient of performance (COP) in every combination.

Space saving combination

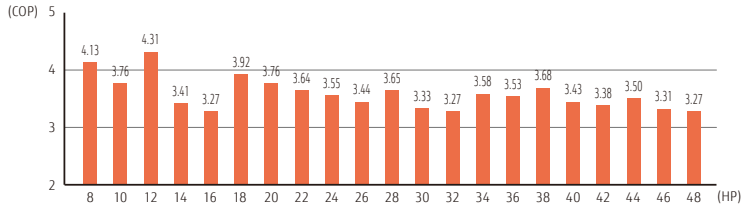

Energy efficiency combination

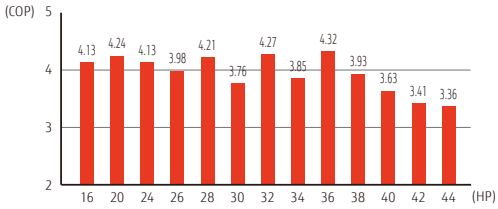

* These specifications are determined by Cassette combination.

*Multiple outdoor units are not certified by Eurovent.

The energy-saving technology that boosted operation efficiency



Powerful large propeller fan
The fan uses CFD* technology to achieve both high performance and low noise operation. *CFD: Computational Fluid Dynamics

3-phase DC fan motor
The use of a DC fan motor with sophisticated driver control improves energy efficiency substantially. In addition, low noise is realized by the DC fan motor.

Sine-wave DC inverter control
High-efficiency is realized by the adoption of reduced switching loss IPM.

4-face heat exchanger
The 4-face heat exchanger increases the effective surface area and significantly improves heat-exchanging efficiency.

Subcool heat exchanger
High heat exchange efficiency is achieved by using an internal projection-shape double-pipe construction.

High-efficient, large-capacity DC twin-rotary compressor
Large-capacity high-efficient DC twin-rotary compressor with excellent intermediate capability.

Front intake port (Corner cut air inlet structure)
In multiple outdoor unit installations, the unique front intake design improves airflow into the heat exchanger.

Outdoor units lineup• Combinations other than those listed below are not recommended.

Space saving combination

22.4 kW (8 HP)  AJH072LALDH UNIT: AJH072LALDH	28.0 kW (10 HP)  AJH090LALDH UNIT: AJH090LALDH	33.5 kW (12 HP)  AJH108LALDH UNIT: AJH108LALDH	40.0 kW (14 HP)  AJH126LALDH UNIT: AJH126LALDH	45.0 kW (16 HP)  AJH144LALDH UNIT: AJH144LALDH
50.4 kW (18 HP)  AJH162LALDH UNIT: AJH090/072LALDH	56.0 kW (20 HP)  AJH180LALDH UNIT: AJH090/090LALDH	62.4 kW (22 HP)  AJH198LALDH UNIT: AJH126/072LALDH	68.0 kW (24 HP)  AJH216LALDH UNIT: AJH126/090LALDH	73.0 kW (26 HP)  AJH234LALDH UNIT: AJH144/090LALDH
78.5 kW (28 HP)  AJH252LALDH UNIT: AJH144/108LALDH	85.0 kW (30 HP)  AJH270LALDH UNIT: AJH144/126LALDH	90.0 kW (32 HP)  AJH288LALDH UNIT: AJH144/144LALDH	95.4 kW(34 HP)  AJH306LALDH UNIT: AJH144/090/072LALDH	101.0 kW (36 HP)  AJH324LALDH UNIT: AJH144/090/090LALDH
106.5 kW (38 HP)  AJH342LALDH UNIT: AJH144/108/090LALDH	113.0 kW (40 HP)  AJH360LALDH UNIT: AJH144/126/090LALDH	118.0 kW (42 HP)  AJH378LALDH UNIT: AJH144/144/090LALDH	123.5 kW (44 HP)  AJH396LALDH UNIT: AJH144/144/108LALDH	130.0 kW (46 HP)  AJH414LALDH UNIT: AJH144/144/126LALDH
135.0 kW (48 HP)  AJH432LALDH UNIT: AJH144/144/144LALDH				

Energy efficiency combination

44.8 kW (16 HP)  AJH144LALDHH UNIT: AJH072/072LALDH	55.9 kW (20 HP)  AJH180LALDHH UNIT: AJH108/072LALDH	67.2 kW (24 HP)  AJH216LALDHH UNIT: AJH072/072/072LALDH	72.8 kW (26 HP)  AJH234LALDHH UNIT: AJH090/072/072LALDH	78.3 kW (28 HP)  AJH252LALDHH UNIT: AJH108/072/072LALDH
84.8 kW (30 HP)  AJH270LALDHH UNIT: AJH126/072/072LALDH	89.4 kW (32 HP)  AJH288LALDHH UNIT: AJH108/108/072LALDH	95.9 kW (34 HP)  AJH306LALDHH UNIT: AJH126/108/072LALDH	100.5 kW (36 HP)  AJH324LALDHH UNIT: AJH108/108/108LALDH	107.0 kW (38 HP)  AJH342LALDHH UNIT: AJH126/108/108LALDH
113.5 kW (40 HP)  AJH360LALDHH UNIT: AJH126/126/108LALDH	120.0 kW (42 HP)  AJH378LALDHH UNIT: AJH126/126/126LALDH	125.0 kW (44 HP)  AJH396LALDHH UNIT: AJH144/126/108LALDH		

8, 10 HP: AJH072LALDH/AJH090LALDH
12, 14, 16 HP: AJH108LALDH/AJH126LALDH/AJH144LALDH



8, 10 HP　　12, 14, 16 HP

Dimensions

(Unit: mm)

8, 10 HP

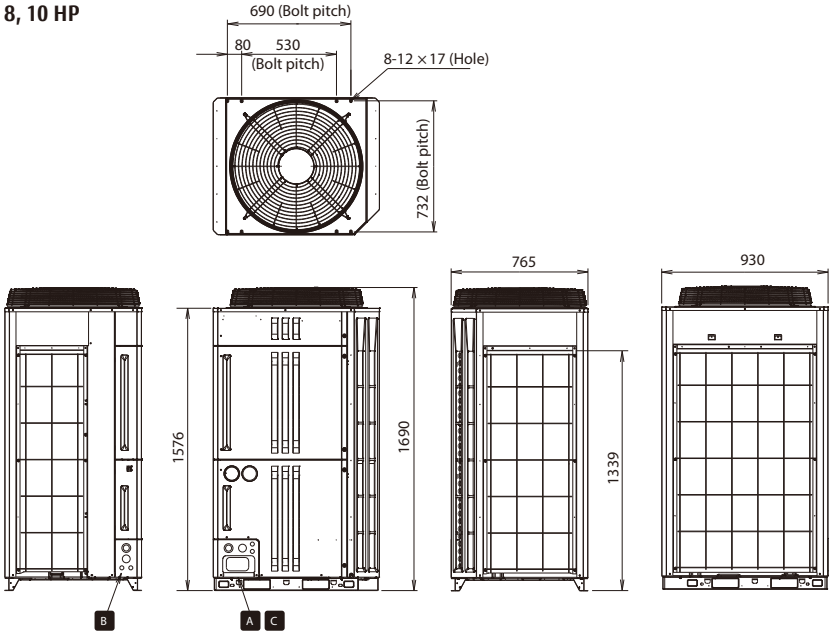

12, 14, 16 HP

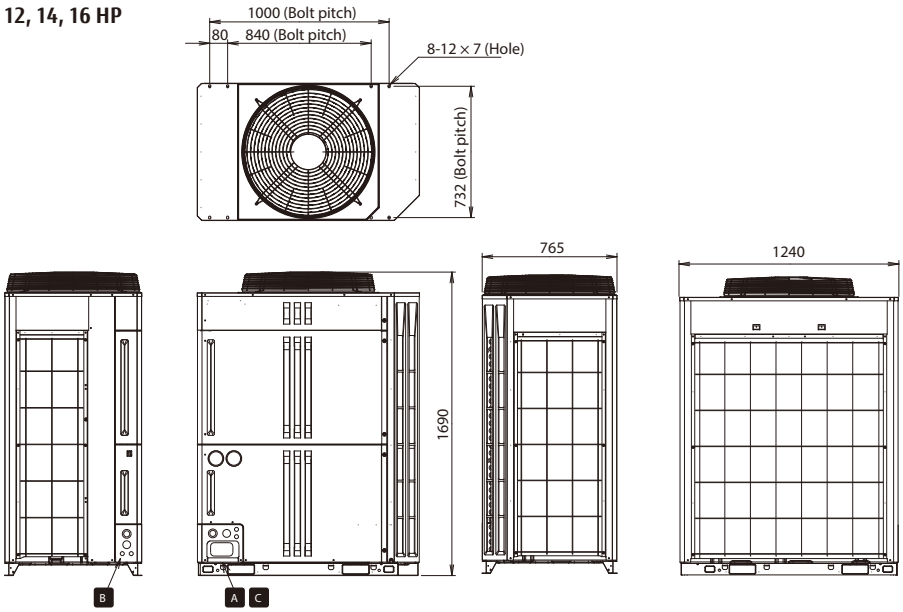

A
Front side knockout position

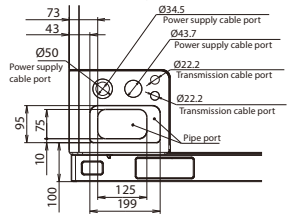

B
Left side knockout position

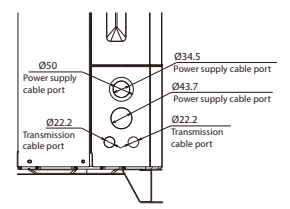

C
Bottom side knockout position

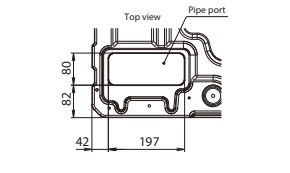

Outdoor unit specifications

Space saving combination

Rated capacity range		HP	8	10	12	14	16	18	20	22	24
											
Model name			AJH072LALDH	AJH090LALDH	AJH108LALDH	AJH126LALDH	AJH144LALDH	AJH162LALDH	AJH180LALDH	AJH198LALDH	AJH216LALDH
Unit 1 Unit 2 Unit 3			AJH072LALDH	AJH090LALDH	AJH108LALDH	AJH126LALDH	AJH144LALDH	AJH090LALDH AJH072LALDH	AJH090LALDH AJH090LALDH	AJH126LALDH AJH072LALDH	AJH126LALDH AJH090LALDH
Maximum connectable indoor units*1			17	21	26	30	34	39	43	47	52
Connectable capacity range of indoor units		kW	11.2-33.6	14.0-42.0	16.8-50.2	20.0-60.0	22.5-67.5	25.2-75.6	28.0-84.0	31.2-93.6	34.0-102.0
Power source			3-phase, 4-wire, ~400 V, 50 Hz								
Capacity	Cooling	kW	22.4	28.0	33.5	40.0	45.0	50.4	56.0	62.4	68.0
	Nominal Heating		22.4	28.0	33.5	40.0	45.0	50.4	56.0	62.4	68.0
	Max. Heating		25.0	31.5	37.5	45.0	48.0	56.5	63.0	70.0	76.5
Input power	Cooling	kW	5.95	9.06	9.54	13.18	16.74	15.01	18.12	19.13	22.24
	Nominal Heating		5.42	7.44	7.76	11.74	13.76	12.86	14.88	17.16	19.18
	Max. Heating		6.26	8.98	9.48	14.00	15.02	15.24	17.96	20.26	22.98
EER	Cooling	W/W	3.76	3.09	3.51	3.03	2.68	3.36	3.09	3.26	3.06
COP	Nominal Heating		4.13	3.76	4.31	3.41	3.27	3.92	3.76	3.64	3.55
	Max. Heating		3.99	3.50	3.95	3.21	3.19	3.71	3.51	3.46	3.33
Air flow rate	High	m^3/h	11,100	11,100	13,000	13,000	13,700	11,100×2	11,100 × 2	13,000 + 11,100	13,000 + 11,100
Sound pressure level*2/ Power level	Cooling	dB(A)	58 / 79	58 / 79	58 / 81	62 / 84	63 / 86	61 / 82	61 / 82	63 / 85	63 / 85
	Heating		59 / 80	60 / 81	60 / 83	64 / 85	65 / 87	63 / 84	63 / 84	65 / 86	65 / 86
Max. External static pressure		Pa	82	82	82	82	82	82	82	82	82
Compressor motor output		kW	7.5	7.5	11.0	11.0	11.0	7.5×2	7.5 × 2	11.0 + 7.5	11.0 + 7.5
Heat exchanger fin			Blue fin	Blue fin	Blue fin	Blue fin	Blue fin	Blue fin	Blue fin	Blue fin	Blue fin
Net Dimensions	Height	mm	1,690	1,690	1,690	1,690	1,690	1,690	1,690	1,690	1,690
	Width		930	930	1,240	1,240	1,240	930 × 2	930 × 2	1,240 + 930	1,240 + 930
	Depth		765	765	765	765	765	765	765	765	765
Weight		kg	252	252	275	275	275	252 × 2	252 × 2	275 + 252	275 + 252
Refrigerant	Type (Global Warming Potential)		R410A (2,088)	R410A (2,088)	R410A (2,088)	R410A (2,088)	R410A (2,088)	R410A (2,088)	R410A (2,088)	R410A (2,088)	R410A (2,088)
	Charge	kg (CO2eq-T)	11.7 (24.4)	11.7 (24.4)	11.8 (24.6)	11.8 (24.6)	11.8 (24.6)	11.7 × 2 (24.4 × 2)	11.7 × 2 (24.4 × 2)	11.8 + 11.7 (24.6 + 24.4)	11.8 + 11.7 (24.6 + 24.4)
Connection pipe diameter	Liquid	mm	12.70	12.70	12.70	12.70	12.70	15.88	15.88	15.88	15.88
	Gas		22.22	22.22	28.58	28.58	28.58	28.58	28.58	34.92	34.92
Operating Range	Cooling	°CDB	-15 to 46	-15 to 46	-15 to 46	-15 to 46	-15 to 46	-5 to 46	-5 to 46	-5 to 46	-5 to 46
	Heating		-20 to 21	-20 to 21	-20 to 21	-20 to 21	-20 to 21	-20 to 21	-20 to 21	-20 to 21	-20 to 21

Energy Efficiency Combination

Rated capacity range		HP	16	20	24	26	28	30
								
Model name			AJH144LALDHH	AJH180LALDHH	AJH216LALDHH	AJH234LALDHH	AJH252LALDHH	AJH270LALDHH
Unit 1 Unit 2 Unit 3			AJH072LALDH AJH072LALDH	AJH108LALDH AJH072LALDH	AJH072LALDH AJH072LALDH AJH072LALDH	AJH090LALDH AJH072LALDH AJH072LALDH	AJH108LALDH AJH072LALDH AJH072LALDH	AJH126LALDH AJH072LALDH AJH072LALDH
Maximum connectable indoor units*1			34	43	52	56	60	64
Connectable capacity range of indoor units		kW	22.4-67.2	28.0-83.8	33.6-100.8	36.4-109.2	39.2-117.4	42.4-127.2
Power source			3-phase, 4-wire, ~400 V, 50 Hz					
Capacity	Cooling	kW	44.8	55.9	67.2	72.8	78.3	84.8
	Nominal Heating		44.8	55.9	67.2	72.8	78.3	84.8
	Max. Heating		50.0	62.5	75.0	81.5	87.5	95.0
Input power	Cooling	kW	11.90	15.49	17.85	20.96	21.44	25.08
	Nominal Heating		10.84	13.18	16.26	18.28	18.60	22.58
	Max. Heating		12.52	15.74	18.78	21.50	22.00	26.52
EER	Cooling	W/W	3.76	3.61	3.76	3.47	3.65	3.38
COP	Nominal Heating		4.13	4.24	4.13	3.98	4.21	3.76
	Max. Heating		3.99	3.97	3.99	3.79	3.98	3.58
Air flow rate	High	m^3/h	11,100 × 2	13,000 + 11,100	11,100 × 3	11,000 × 3	13,000 + 11,100 × 2	13,000 + 11,100 × 2
Sound pressure level*2/ Power level	Cooling	dB(A)	61 / 82	61 / 83	63 / 84	63 / 84	63 / 85	65 / 86
	Heating		62 / 83	63 / 85	64 / 85	64 / 85	64 / 86	66 / 87
Max. External static pressure		Pa	82	82	82	82	82	82
Compressor motor output		kW	7.5 × 2	11.0 + 7.5	7.5 × 3	7.5 × 3	11.0 + 7.5 × 2	11.0 + 7.5 × 2
Heat exchanger fin			Blue fin	Blue fin	Blue fin	Blue fin	Blue fin	Blue fin
Net Dimensions	Height	mm	1,690	1,690	1,690	1,690	1,690	1,690
	Width		930 × 2	1,240 + 930	930 × 3	930 × 3	1,240 + 930 × 2	1,240 + 930 × 2
	Depth		765	765	765	765	765	765
Weight		kg	252 × 2	275 + 252	252 × 3	252 × 3	275 + 252 × 2	275 + 252 × 2
Refrigerant	Type (Global Warming Potential)		R410A (2,088)	R410A (2,088)	R410A (2,088)	R410A (2,088)	R410A (2,088)	R410A (2,088)
	Charge	kg (CO2eq-T)	11.7 × 2 (24.4 × 2)	11.8 + 11.7 (24.6 + 24.4)	11.7 × 3 (24.4 × 3)	11.7 × 3 (24.4 × 3)	11.8 + 11.7 × 2 (24.6 + 24.4 × 2)	11.8 + 11.7 × 2 (24.6 + 24.4 × 2)
Connection pipe diameter	Liquid	mm	12.70	15.88	15.88	15.88	15.88	19.05
	Gas		28.58	28.58	34.92	34.92	34.92	34.92
Operating Range	Cooling	°CDB	-5 to 46	-5 to 46	-5 to 46	-5 to 46	-5 to 46	-5 to 46
	Heating		-20 to 21	-20 to 21	-20 to 21	-20 to 21	-20 to 21	-20 to 21

Note: Specifications are subject to the following conditions:
Cooling: Indoor temperature of 27°CDB/19°CWB, and outdoor temperature of 35°CDB/24°CWB.
Heating: Indoor temperature of 20°CDB/(15°CWB), and outdoor temperature of 7°CDB/6°CWB.
Pipe length: 7.5 m; Height difference between outdoor unit and indoor unit: 0 m.

When cooling operation is be conducted at an outdoor air temperature below -5°C, the outdoor unit must be installed in a position that is higher than or equal to that of the indoor units.
* These specifications are determined by ducted combination.
*Multiple outdoor units are not certified by Eurovent.

26	28	30	32	34	36	38	40	42	44	46	48
											
AJH234LALDH	**AJH252LALDH**	**AJH270LALDH**	**AJH288LALDH**	**AJH306LALDH**	**AJH324LALDH**	**AJH342LALDH**	**AJH360LALDH**	**AJH378LALDH**	**AJH396LALDH**	**AJH414LALDH**	**AJH432LALDH**
AJH144LALDH AJH090LALDH	AJH144LALDH AJH108LALDH	AJH144LALDH AJH126LALDH	AJH144LALDH AJH144LALDH	AJH144LALDH AJH090LALDH AJH072LALDH	AJH144LALDH AJH090LALDH AJH090LALDH	AJH144LALDH AJH108LALDH AJH090LALDH	AJH144LALDH AJH126LALDH AJH090LALDH	AJH144LALDH AJH144LALDH AJH090LALDH	AJH144LALDH AJH144LALDH AJH108LALDH	AJH144LALDH AJH144LALDH AJH126LALDH	AJH144LALDH AJH144LALDH AJH144LALDH
56	60	64	64	64	64	64	64	64	64	64	64
36.5-109.5	39.3-117.7	42.5-127.5	45.0-135.0	47.7-143.1	50.5-151.5	53.3-159.7	56.5-169.5	59.0-177.0	61.8-185.2	65.0-195.0	67.5-202.5
3-phase, 4-wire, ~400 V, 50 Hz											
73.0	78.5	85.0	90.0	95.4	101.0	106.5	113.0	118.0	123.5	130.0	135.0
73.0	78.5	85.0	90.0	95.4	101.0	106.5	113.0	118.0	123.5	130.0	135.0
79.5	85.5	93.0	96.0	104.5	111.0	117.0	124.5	127.5	133.5	141.0	144.0
25.80	26.28	29.92	33.48	31.75	34.86	35.34	38.98	42.54	43.02	46.66	50.22
21.20	21.52	25.50	27.52	26.62	28.64	28.96	32.94	34.96	35.28	39.26	41.28
24.00	24.50	29.02	30.04	30.26	32.98	33.48	38.00	39.02	39.52	44.04	45.06
2.83	2.99	2.84	2.69	3.00	2.90	3.01	2.90	2.77	2.87	2.79	2.69
3.44	3.65	3.33	3.27	3.58	3.53	3.68	3.43	3.38	3.50	3.31	3.27
3.31	3.49	3.20	3.20	3.45	3.37	3.49	3.28	3.27	3.38	3.20	3.20
13,700 + 11,100	13,700 + 13,000	13,700 + 13,000	13,700 × 2	13,700+11,100×2	13,700+11,100×2	13,700+13,000+11,100	13,700 + 13,000 + 11,100	13,700 × 2 + 11,100	13,700×2+13,000	13,700×2+13,000	13,700 × 3
64 / 87	64 / 87	66 / 88	66 / 89	65 / 87	65 / 87	65 / 88	66 / 89	67 / 89	67 / 90	67 / 90	68 / 91
66 / 88	66 / 88	68 / 89	68 / 90	67 / 89	67 / 89	67 / 89	68 / 90	69 / 91	69 / 91	69 / 91	70 / 92
82	82	82	82	82	82	82	82	82	82	82	82
11.0 + 7.5	11.0×2	11.0 × 2	11.0 × 2	11.0+7.5×2	11.0+7.5×2	11.0 × 2 + 7.5	11.0 × 2 + 7.5	11.0 × 2 + 7.5	11.0×3	11.0×3	11.0×3
Blue fin	Blue fin	Blue fin	Blue fin	Blue fin	Blue fin	Blue fin	Blue fin	Blue fin	Blue fin	Blue fin	Blue fin
1,690	1,690	1,690	1,690	1,690	1,690	1,690	1,690	1,690	1,690	1,690	1,690
1,240 + 930	1,240 × 2	1,240 × 2	1,240 × 2	1,240 + 930 × 2	1,240 + 930 × 2	1,240 × 2 + 930	1,240 × 2 + 930	1,240 × 2 + 930	1,240 × 3	1,240 × 3	1,240 × 3
765	765	765	765	765	765	765	765	765	765	765	765
275 + 252	275 × 2	275 × 2	275 × 2	275 + 252 × 2	275 + 252 × 2	275 × 2 + 252	275 × 2 + 252	275 × 2 + 252	275 × 3	275 × 3	275 × 3
R410A (2,088)	R410A (2,088)	R410A (2,088)	R410A (2,088)	R410A (2,088)	R410A (2,088)	R410A (2,088)	R410A (2,088)	R410A (2,088)	R410A (2,088)	R410A (2,088)	R410A (2,088)
11.8 + 11.7 (24.6 + 24.4)	11.8 × 2 (24.6 × 2)	11.8 × 2 (24.6 × 2)	11.8 × 2 (24.6 × 2)	11.8 + 11.7 × 2 (24.6 + 24.4 × 2)	11.8 + 11.7 × 2 (24.6 + 24.4 × 2)	11.8 × 2 + 11.7 (24.6 × 2 + 24.4)	11.8 × 2 + 11.7 (24.6 × 2 + 24.4)	11.8 × 2 + 11.7 (24.6 × 2 + 24.4)	11.8 × 3 (24.6 × 3)	11.8 × 3 (24.6 × 3)	11.8 × 3 (24.6 × 3)
15.88	15.88	19.05	19.05	19.05	19.05	19.05	19.05	19.05	19.05	19.05	19.05
34.92	34.92	34.92	34.92	34.92	41.27	41.27	41.27	41.27	41.27	41.27	41.27
-5 to 46	-5 to 46	-5 to 46	-5 to 46	-5 to 46	-5 to 46	-5 to 46	-5 to 46	-5 to 46	-5 to 46	-5 to 46	-5 to 46
-20 to 21	-20 to 21	-20 to 21	-20 to 21	-20 to 21	-20 to 21	-20 to 21	-20 to 21	-20 to 21	-20 to 21	-20 to 21	-20 to 21

32	34	36	38	40	42	44
						
AJH288LALDHH	**AJH306LALDHH**	**AJH324LALDHH**	**AJH342LALDHH**	**AJH360LALDHH**	**AJH378LALDHH**	**AJH396LALDHH**
AJH108LALDH AJH108LALDH AJH072LALDH	AJH126LALDH AJH108LALDH AJH072LALDH	AJH108LALDH AJH108LALDH AJH108LALDH	AJH126LALDH AJH108LALDH AJH108LALDH	AJH126LALDH AJH126LALDH AJH108LALDH	AJH126LALDH AJH126LALDH AJH126LALDH	AJH144LALDH AJH126LALDH AJH126LALDH
64	64	64	64	64	64	64
44.7-134.1	48.0-143.8	50.3-150.7	53.5-160.5	56.8-170.2	60.0-180.0	62.5-187.5
3-phase, 4-wire, ~400 V, 50 Hz						
89.4	95.9	100.5	107.0	113.5	120.0	125.0
89.4	95.9	100.5	107.0	113.5	120.0	125.0
100.0	107.5	112.5	120.0	127.5	135.0	138.0
25.03	28.67	28.62	32.26	35.90	39.54	43.10
20.94	24.92	23.28	27.26	31.24	35.22	37.24
25.22	29.74	28.44	32.96	37.48	42.00	43.02
3.57	3.34	3.51	3.32	3.16	3.03	2.90
4.27	3.85	4.32	3.93	3.63	3.41	3.36
3.97	3.61	3.96	3.64	3.40	3.21	3.21
13,000 × 2 + 11,100	13,000 × 2 + 11,100	13,000 × 3	13,000 × 3	13,000 × 3	13,000 × 3	13,700 + 13,000 × 2
63 / 85	65 / 87	63 / 86	65 / 87	66 / 88	67 / 89	67 / 90
64 / 87	66 / 88	65 / 88	67 / 89	68 / 89	69 / 90	69 / 91
82	82	82	82	82	82	82
11.0 × 2 + 7.5	11.0 × 2 + 7.5	11.0 × 3	11.0 × 3	11.0 × 3	11.0 × 3	11.0 × 3
Blue fin	Blue fin	Blue fin	Blue fin	Blue fin	Blue fin	Blue fin
1,690	1,690	1,690	1,690	1,690	1,690	1,690
1,240 × 2 + 930	1,240 × 2 + 930	1,240 × 3	1,240 × 3	1,240 × 3	1,240 × 3	1,240 × 3
765	765	765	765	765	765	765
275 × 2 + 252	275 × 2 + 252	275 × 3	275 × 3	275 × 3	275 × 3	275 × 3
R410A (2,088)	R410A (2,088)	R410A (2,088)	R410A (2,088)	R410A (2,088)	R410A (2,088)	R410A (2,088)
11.8 × 2 + 11.7 (24.6 × 2 + 24.4)	11.8 × 2 + 11.7 (24.6 × 2 + 24.4)	11.8 × 3 (24.6 × 3)	11.8 × 3 (24.6 × 3)	11.8 × 3 (24.6 × 3)	11.8 × 3 (24.6 × 3)	11.8 × 3 (24.6 × 3)
19.05	19.05	19.05	19.05	19.05	19.05	19.05
34.92	34.92	41.27	41.27	41.27	41.27	41.27
-5 to 46	-5 to 46	-5 to 46	-5 to 46	-5 to 46	-5 to 46	-5 to 46
-20 to 21	-20 to 21	-20 to 21	-20 to 21	-20 to 21	-20 to 21	-20 to 21

*1 Minimum connectable indoor unit number is 2.
However, the ARXC72 and ARXC90 can be used with a signal connection.
*2 The noise value is the value measured in an anechoic room.
When measured in an actual installation, the measured value is typically larger than the indicated value due to ambient noise and reflections.
* These specifications are determined by ducted combination.

VRF INDOOR UNITS

20 types and 97 models available to meet the requirements of any building design.

Indoor units for the AIRSTAGE™ VRF Systems are compact, highly efficient, quiet, and user-friendly. Fujitsu General offers a variety of types and capacities for its indoor units that are easy to install and maintain. In addition, a variety of optional parts are available to provide an even more desirable air conditioning experience to users.

Vn-054 INDOOR UNITS LINEUP
Vn-056 Compact Cassette (Grid type/Standard type)
Vn-058 Cassette Slim type (Circular Flow)
Vn-060 Cassette Large type (Circular Flow/)
Vn-062 1-Way Flow Cassette
Vn-064 3D Flow Cassette
Vn-066 Low Static Pressure Duct/Mini Duct
Vn-068 Low Static Pressure Duct/Slim Duct/Slim Concealed Floor
Vn-070 Low Static Pressure Duct
Vn-072 Medium Static Pressure Duct
Vn-074 High Static Pressure Duct
Vn-076 Compact Floor
Vn-078 Floor/Ceiling
Vn-080 Ceiling
Vn-082 Wall-mounted (EEV Internal/external)





VRF Indoor Unit Lineup

Capacity range (kW)				1.1	2.2	2.8	3.6
Class				4	7	9	12
Cassette	Compact type	Compact Grid type/Standard type		AUXB 004 GLEH	AUXB 007 GLEH	AUXB 009 GLEH	AUXB 012 GLEH
	Slim type	Circular Flow					
	Large type	Circular Flow					
	One-way Flow type	One-way Flow	 004 - 012  014 - 024	AUXV 004 GLEH	AUXV 007 GLEH	AUXV 009 GLEH	AUXV 012 GLEH
	3D Flow type	3D Flow					
Duct	Low Static Pressure Duct	Mini Duct (With drain pump)	 004 - 014  018  024	ARXK 004 GLGH	ARXK 007 GLGH	ARXK 009 GLGH	ARXK 012 GLGH
		Slim Duct (With drain pump)	 04/007 - 014  018  024	ARXD 04 GALH*2	ARXD 007 GLEH	ARXD 009 GLEH	ARXD 012 GLEH
		High Efficiency*3	 NEW				
	Medium static pressure duct	Normal					
	High Static Pressure Duct	Normal	 036/45 - 60  072 - 090  096				
Floor		Floor (*Same as Ceiling models)					ABHA 012 GTEH
		Slim Concealed Floor (*Same as Slim Duct models)	 04/007 - 014  018  024	ARXD 04 GALH*2	ARXD 007 GLEH	ARXD 009 GLEH	ARXD 012 GLEH
		Compact Floor		AGHA 004 GCGH	AGHA 007 GCGH	AGHA 009 GCGH	AGHA 012 GCGH
		Compact Floor (EEV external)		AGHE 004 GCEH	AGHE 007 GCEH	AGHE 009 GCEH	AGHE 012 GCEH
				This model requires the EV kit to be connected.			
Ceiling			 012 - 024  030 - 054				ABHA 012 GTEH
Wall-mounted type		Wall-mounted type	 004 - 014  18 - 24  030 - 034	ASHA 004 GCGH	ASHA 007 GCGH	ASHA 009 GCGH	ASHA 012 GCGH
		Wall-mounted type (EEV external)	 004 - 014	ASHE 004 GCEH	ASHE 007 GCEH	ASHE 009 GCEH	ASHE 012 GCEH
				This model requires the EV kit to be connected.			

	4.0	4.5	5.6	7.1	9.0	10.0	11.2	12.5	14.0	18.0	22.4	25.0	28.0
	14	14	18	24	30	34	36	45	54	60	72	90	96
		AUXB 014 GLEH	AUXB 018 GLEH	AUXB 024 GLEH									
			AUXM 018 GLEH	AUXM 024 GLEH	AUXM 030 GLEH								
			AUXK 018 GLEH	AUXK 024 GLEH	AUXK 030 GLEH	AUXK 034 GLEH	AUXK 036 GLEH	AUXK 045 GLEH	AUXK 054 GLEH				
		AUXV 014 GLEH	AUXV 018 GLEH	AUXV 024 GLEH									
			AUXS 018 GLEH	AUXS 024 GLEH									
		ARXK 014 GLGH	ARXK 018 GLGH	ARXK 024 GLGH									
		ARXD 014 GLEH	ARXD 018 GLEH	ARXD 024 GLEH									
			ARXP 018 GLFH		ARXP 030 GLFH								
				ARXA 024 GLEH	ARXA 030 GLEH		ARXA 036 GLEH	ARXA 045 GLEH					
							ARXC 036 GTEH	NEW ARXC 045 GTEH		NEW ARXC 060 GTEH*1	ARXC 072 GTEH*1	ARXC 090 GTEH*1	ARXC 096 GTEH*1
		ABHA 014 GTEH	ABHA 018 GTEH	ABHA 024 GTEH									
		ARXD 014 GLEH	ARXD 018 GLEH	ARXD 024 GLEH									
AGHA 014 GCGH													
AGHE 014 GCEH													
		ABHA 014 GTEH	ABHA 018 GTEH	ABHA 024 GTEH	ABHA 030 GTEH		ABHA 036 GTEH	ABHA 045 GTEH	ABHA 054 GTEH				
ASHA 014 GCGH			ASHA 18 GBCH	ASHA 24 GBCH	ASHA 030 GTEH	ASHA 034 GTEH							
ASHE 014 GCEH													

*1: ARXC060/072/090/096G cannot be connected to J-IVS/J-IV Series.
*2: ARXD04GALH cannot be connected to J-IVS/J-IV/J-IVL/VR-IV Series.
*3: Production by order
Specifications and design are subject to change without notice.

Compact Cassette

Grid type



DC FAN

Compact and stylish panel

The compact and stylish panel fits nicely into a grid type ceiling. The linear design is a perfect fit into a grid of 620 mm × 620 mm in the ceiling.



Easy maintenance

You can access the unit for maintenance just by removing a ceiling panel right next to the grille. As no inspection hole needs to be cut through the ceiling, no additional construction cost is incurred.





The air inlet grille can be installed to open in any direction for easy maintenance.



Flexible installation

The unit fits nicely into the decor of a grid type ceiling and can be installed near a lighting or a ventilation opening.



High ceiling mode

The cassette can be installed up to a height of 3.0 m. (012/014/018/024).

Model code	Maximum height from floor to ceiling (m)	
	Standard mode	High ceiling mode
004	2.7	-
007	2.7	-
009	2.7	-
012	2.7	3.0
014	2.7	3.0
018	2.7	3.0
024	2.7	3.0

Model: AUXB004GLEH/AUXB007GLEH/AUXB009GLEH
AUXB012GLEH/AUXB014GLEH/AUXB018GLEH
AUXB024GLEH



Specifications

Model name			AUXB004GLEH	AUXB007GLEH	AUXB009GLEH	AUXB012GLEH	AUXB014GLEH	AUXB018GLEH	AUXB024GLEH
Power source			Single phase, ~230 V, 50 Hz						
Capacity	Cooling	kW	1.1	2.2	2.8	3.6	4.5	5.6	7.1
	Heating		1.3	2.8	3.2	4.1	5.0	6.3	8.0
Input power		W	23	25	25	29	35	36	84
Airflow rate	High	m^3/h	530/530	540	550	600	680	710	1,030
	Med-High		490/480	500	520	560	620	660	910
	Med		450/430	460	480	520	560	590	790
	Med-Low		420/380	420	440	480	500	520	680
	Low		390/340	390	400	430	440	460	560
	Quiet		350/300	350	350	390	390	400	450
Sound pressure level	High	dB(A)	34/34	34	35	37	38	41	50
	Med-High		32/31	32	33	34	37	39	46
	Med		30/29	30	31	33	34	36	43
	Med-Low		28/26	28	29	31	32	33	39
	Low		27/24	27	27	29	30	30	35
	Quiet		25/21	25	25	27	27	27	30
Net Dimensions (H × W × D)		mm	245 × 570 × 570	245 × 570 × 570	245 × 570 × 570	245 × 570 × 570	245 × 570 × 570	245 × 570 × 570	245 × 570 × 570
Weight		kg (lbs)	14.5 (32)	15 (33)	15 (33)	15 (33)	15 (33)	17 (37)	17 (37)
Connection pipe diameter	Liquid (Flare)	mm	6.35	6.35	6.35	6.35	6.35	6.35	9.52
	Gas (Flare)		9.52	9.52	9.52	12.70	12.70	12.70	15.88
Drain Hose Diameter (I.D./O.D.)			25/32						
Cassette Grille	Model name		UTG-UFGE-W/UTG-UFGC-W						
	Net Dimensions (H × W × D)	mm	50 × 620 × 620/50 × 700 × 700						
	Weight	kg (lbs)	2.3 (5.1)/2.6 (6)						

Note: Specifications are subject to the following conditions:
Cooling: Indoor temperature of 27°CDB/19°CWB, and outdoor temperature of 35°CDB/24°CWB.
Heating: Indoor temperature of 20°CDB/(15°CWB), and outdoor temperature of 7°CDB/6°CWB.
Pipe length: 7.5 m; Height difference between outdoor unit and indoor unit: 0 m. Voltage: 230 [V]
*1: This value is under cooling operation.

Optional parts

*For more details, please refer to the chapter "Optional parts".

Air Outlet Shutter Plate:	UTR-YDZB	Cassette Grille:	UTG-UFGC-W, UTG-UFGE-W
Flesh Air Intake Kit:	UTZ-VXAA	External power supply unit:	UTZ-GXXA, UTZ-GXXC*
Insulation kit for high humidity:	UTZ-KXGC	WLAN adapter:	UTY-TFSXZ1
Silver Ion Filter:	UTD-HFAA		

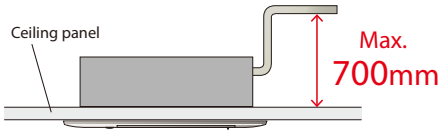

Dimensions

(Unit: mm)

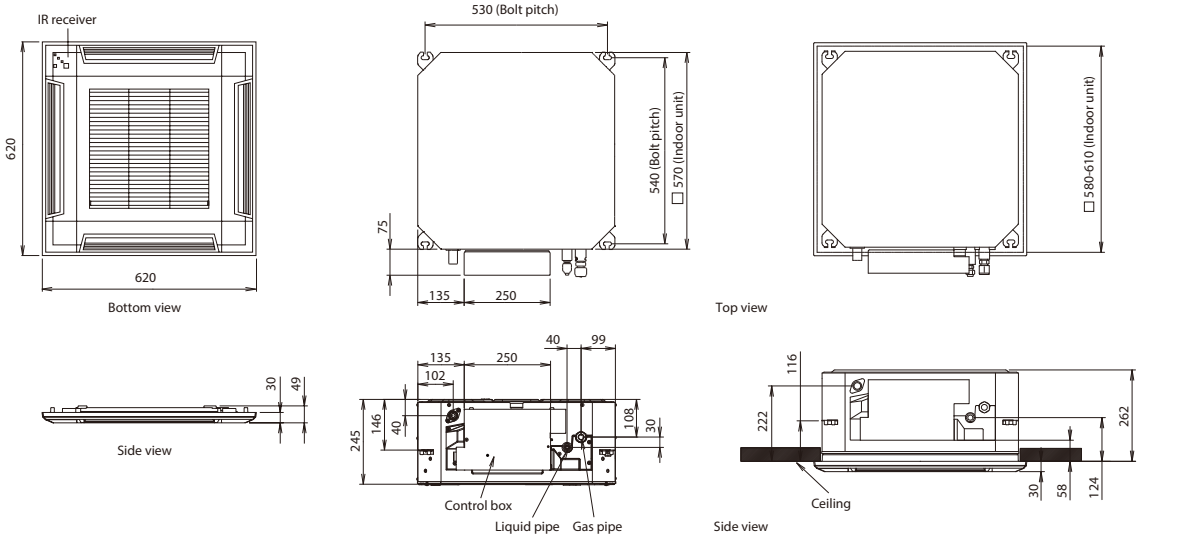

Cassette Slim type
Circular Flow



DC FAN

Unique Circular Flow design

This Cassette type air conditioner is equipped with a high performance DC fan motor, a turbo fan, and a louver to propel powerful airflows in all directions.



Uniform temperature air conditioning

Achieve a comfortable air conditioning spread to every corner of the room thanks to the circular flow and wide vertical airflow.





Individual louver control

Each louver can be set individually by the Touch panel wired remote controller so the user can enjoy the comfort of different directional airflows according to the room layout.

* UTY-RNRGZ5 Wired remote controller with touch panel and UTY-DCGGZ2 Central remote controller only



Comfortable air conditioning by preventing direct blowing of cold air and by providing swinging air flow simultaneously.



Provides efficient air conditioning based on the room layout

The Occupancy sensor contributes to further energy savings.

Energy saving operation starts automatically by detecting the motion of a person. Two modes of save operation mode and stop mode can be selected.

* UTY-RNRGZ5 Wired remote controller with touch panel and UTY-DCGGZ2 Central remote controller only



Occupancy sensor (Optional)

2 modes are available to choose from:

Auto economy mode	The air conditioner switches to operate on reduced power when it detects that the room is unoccupied.
Auto-off mode	The air conditioner stops operating when it detects that the room is unoccupied.

Model: AUXM018GLEH/AUXM024GLEH/AUXM030GLEH



Specifications

Model name			AUXM018GLEH	AUXM024GLEH	AUXM030GLEH
Power source			Single phase, ~230 V, 50 Hz		
Capacity	Cooling	kW	5.6	7.1	9.0
	Heating		6.3	8.0	10.0
Input power		W	20	25	49
Airflow rate	High	m^3/h	1,050	1,120	1,470
	Med-High		930	1,050	1,160
	Med		900	930	1,070
	Med-Low		870	900	930
	Low		810	870	900
	Quiet		780	780	780
Sound pressure level	High	dB(A)	33	35	40
	Med-High		32	33	36
	Med		31	32	34
	Med-Low		30	31	32
	Low		29	30	31
	Quiet		28	28	28
Dimensions (H × W × D)		mm	246 × 840 × 840		
Weight		kg (lbs)	24.0 (53)	24.5 (54)	24.5 (54)
Connection pipe diameter	Liquid (Flare)	mm	6.35	9.52	9.52
	Gas (Flare)		12.70	15.88	15.88
Drain Hose Diameter (I.D./O.D.)			25/32		
Cassette Grille	Model name		UTG-UKGC-W/UTG-UKGA-B		
	Dimensions (H × W × D)	mm	53 × 950 × 950		
	Weight	kg (lbs)	6.0 (13)		

Note: Specifications are subject to the following conditions:
Cooling: Indoor temperature of 27°CDB/19°CWB, and outdoor temperature of 35°CDB/24°CWB.
Heating: Indoor temperature of 20°CDB/(15°CWB), and outdoor temperature of 7°CDB/6°CWB.
Pipe length: 7.5 m; Height difference between outdoor unit and indoor unit: 0 m. Voltage: 230 [V].
When AUX*018GLEH is connected to an outdoor unit other than one of the J-IVL Series, the pipe diameter should be Ø9.52/Ø15.88 mm (Liquid/Gas).
When connecting AUXK036GLEH, AUXK045GLEH, and AUXK054GLEH to an outdoor unit other than the outdoor unit of the J-IVL Series, the gas pipe diameter should be Ø19.05 mm.

Optional parts

*For more details, please refer to the chapter "Optional parts".

Occupancy sensor Kit:	UTY-SHZXC	Fresh air intake kit:	UTZ-VXRA	Cassette Grille:	UTG-UKGC-W, UTG-UKGA-B	WLAN adapter:	UTY-TFSXZ1
Wide Panel:	UTG-AKXA-W	Air Outlet Shutter Plate:	UTR-YDZK	External power supply unit:	UTZ-GXXA, UTZ-GXXC*	Silver Ion Filter:	UTD-HFRA
Panel Spacer:	UTG-BKXA-W	Insulation kit for high humidity:	UTZ-KXRA	IR Receiver Unit:	UTY-LBHXD		

Dimensions

(Unit: mm)

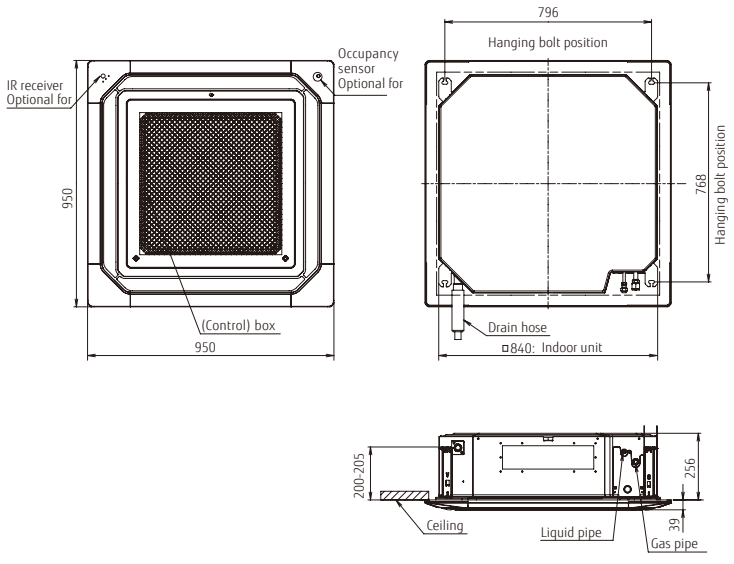

Cassette
Large type
Circular Flow



DC FAN

Unique Circular Flow design

This Cassette type air conditioner is equipped with a high performance DC fan motor, a turbo fan, and a louver to propel powerful airflows in all directions.



Uniform temperature air conditioning

Achieve a comfortable air conditioning spread to every corner of the room by circular flow and wide vertical airflow.





Individual louver control

Each louver can be set individually by the Touch panel wired remote controller so the user can enjoy the comfort of different directional airflows according to the room layout.

* UTY-RNRGZ5 Wired remote controller with touch panel and UTY-DCGGZ2 Central remote controller only



Comfortable air conditioning by preventing direct blowing of cold air and by providing swinging air flow simultaneously.



Provides efficient air conditioning based on the room layout

The Occupancy sensor contributes to further energy savings.

Energy saving operation starts automatically by detecting the motion of a person. Two modes of save operation mode and stop mode can be selected.

* UTY-RNRGZ5 Wired remote controller with touch panel and UTY-DCGGZ2 Central remote controller only



Occupancy sensor (Optional)

2 modes are available to choose from:

Auto economy mode	The air conditioner switches to operate on reduced power when it detects that the room is unoccupied.
Auto-off mode	The air conditioner stops operating when it detects that the room is unoccupied.

Model: AUXK018GLEH/AUXK024GLEH/AUXK030GLEH
AUXK034GLEH/AUXK036GLEH/AUXK045GLEH
AUXK054GLEH



Specifications

Model name			AUXK018GLEH	AUXK024GLEH	AUXK030GLEH	AUXK034GLEH	AUXK036GLEH	AUXK045GLEH	AUXK054GLEH
Power source			Single phase, ~230 V, 50 Hz						
Capacity	Cooling	kW	5.6	7.1	9.0	10.0	11.2	12.5	14.0
	Heating		6.3	8.0	10.0	11.2	12.5	14.0	16.0
Input power		W	40	40	47	47	61	89	116
Airflow rate	High	m^3/h	1,420	1,420	1,440	1,440	1,620	1,820	2,040
	Med-High		1,360	1,360	1,400	1,400	1,500	1,590	1,800
	Med		1,300	1,300	1,340	1,340	1,400	1,500	1,590
	Med-Low		1,270	1,270	1,300	1,300	1,340	1,400	1,440
	Low		1,200	1,200	1,280	1,280	1,280	1,300	1,300
	Quiet		1,150	1,150	1,150	1,150	1,150	1,150	1,150
Sound pressure level	High	dB(A)	38	38	39	39	41	44	47
	Med-High		37	37	38	38	40	42	45
	Med		36	36	37	37	38	40	42
	Med-Low		35	35	36	36	37	38	39
	Low		34	34	35	35	36	36	36
	Quiet		33	33	33	33	33	33	33
Dimensions (H × W × D)		mm	288 × 840 × 840						
Weight		kg (lbs)	26.5 (58)	26.5 (58)	29.5 (65)	29.5 (65)	29.5 (65)	29.5 (65)	29.5 (65)
Connection pipe diameter	Liquid (Flare)	mm	6.35	9.52	9.52	9.52	9.52	9.52	9.52
	Gas (Flare)		12.70	15.88	15.88	15.88	15.88	15.88	15.88
Drain Hose Diameter (I.D./O.D.)			25/32						
Cassette Grille	Model name		UTG-UKGC-W/UTG-UKGA-B						
	Dimensions (H × W × D)	mm	53 × 950 × 950						
	Weight	kg (lbs)	6.0 (13)						

Note: Specifications are subject to the following conditions:
Cooling: Indoor temperature of 27°CDB/19°CWB, and outdoor temperature of 35°CDB/24°CWB.
Heating: Indoor temperature of 20°CDB/(15°CWB), and outdoor temperature of 7°CDB/6°CWB.
Pipe length: 7.5 m; Height difference between outdoor unit and indoor unit: 0 m. Voltage: 230 [V].
When AUX*018GLEH is connected to an outdoor unit other than one of the J-IVL Series, the pipe diameter should be Ø9.52/Ø15.88 mm (Liquid/Gas).
When connecting AUXK036GLEH, AUXK045GLEH, and AUXK054GLEH to an outdoor unit other than the outdoor unit of the J-IVL Series, the gas pipe diameter should be Ø19.05 mm.

Optional parts

*For more details, please refer to the chapter "Optional parts".

Occupancy sensor Kit:	UTY-SHZXC	Fresh air intake kit:	UTZ-VXRA	Cassette Grille:	UTG-UKGC-W, UTG-UKGA-B	WLAN adapter:	UTY-TFSXZ1
Wide Panel:	UTG-AKXA-W	Air Outlet Shutter Plate:	UTR-YDZK	External power supply unit:	UTZ-GXXA, UTZ-GXXC*	Silver Ion Filter:	UTD-HFRA
Panel Spacer:	UTG-BKXA-W	Insulation kit for high humidity:	UTZ-KXRA	IR Receiver Unit:	UTY-LBHXD		

Dimensions

(Unit: mm)

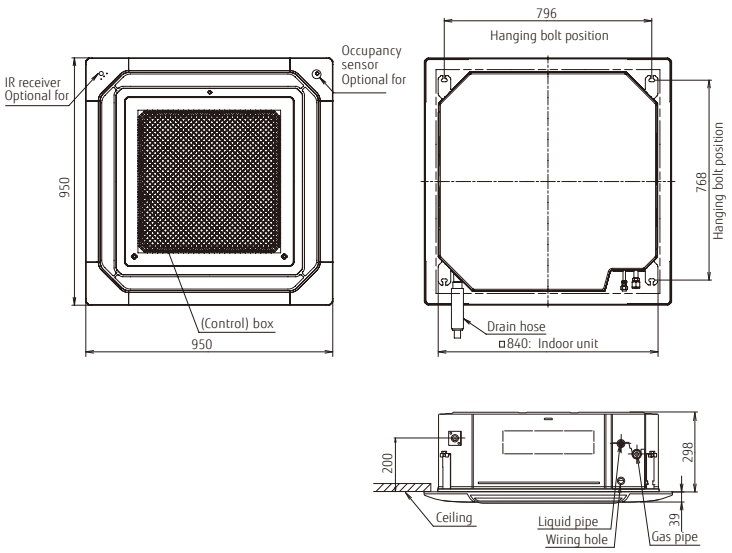

Cassette
One-way Flow type



DC FAN

Compact chassis size

The compact size allows easy installation in a variety of commercial facilities and environments.

- The height of the chassis is less than 200 mm for all models.
- All 4 to 12 kBtu models are less than 1,000 mm wide.
- The depth of the chassis is 570 mm, which fits nicely into a grid type ceiling.

Dimensions (Panel size) (Unit: mm)

	4	7	9	12	14	18	24
H	198 (43)				198 (43)		
W	785 (950)				1,190 (1,360)		
D	570 (620)				570 (620)		

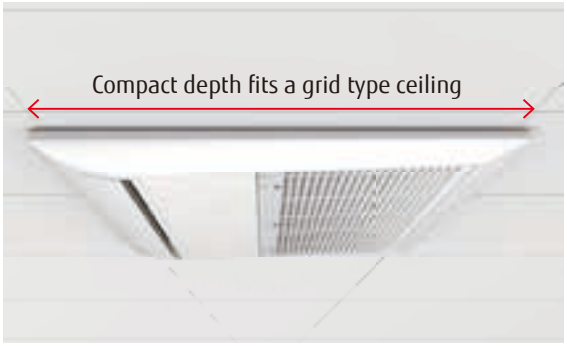

Wide airflow range

A large flap with a wide range of movements, equipped with louvers arranged triangularly, sends air into every corner of the room.



In cooling mode, the left/right airflow reaches every corner of the room without directly touching the human body to provide comfortable air conditioning.



In heating mode, warm air is directed downward toward the floor to warm the feet and lower body, while the head is kept relatively cool.

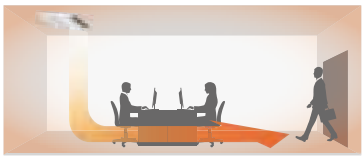

Note: This is a conceptual drawing. The performance of an air conditioner may vary depending on where it is installed, the size of the room, and its distance from the wall.

Quiet mode

The low operating noise makes the model ideal for use in hotel rooms.



Model: AUXV004GLEH/AUXV007GLEH/AUXV009GLEH
AUXV012GLEH/AUXV014GLEH/AUXV018GLEH
AUXV024GLEH



AUXV004/007/009/012GLEH



AUXV014/018/024GLEH

Specifications

Model name			AUXV004GLEH	AUXV007GLEH	AUXV009GLEH	AUXV012GLEH	AUXV014GLEH	AUXV018GLEH	AUXV024GLEH
Power source			Single phase, ~230 V, 50 Hz						
Capacity	Cooling	kW	1.1	2.2	2.8	3.6	4.5	5.6	7.1
	Heating		1.3	2.8	3.2	4.0	5.0	6.3	8.0
Input power		W	30/30	42/42	42/42	60/60	38/38	56/56	99/99
Airflow rate*	High	m^3/h	460	550	550	670	720	890	1,150
	Med-High		440	440	440	520	660	840	1,020
	Med		420	420	420	480	630	770	940
	Med-Low		400	400	400	450	600	710	790
	Low		380	380	380	410	580	660	700
	Quiet		360	360	360	360	550	580	610
Sound pressure level*	High	dB(A)	38	42	42	45	37	44	49
	Med-High		37	37	37	41	36	43	47
	Med		36	36	36	39	35	40	45
	Med-Low		35	35	35	38	34	38	42
	Low		33	33	33	36	33	36	39
	Quiet		32	32	32	32	32	34	36
Net Dimensions (H × W × D)		mm	198 × 785 × 570	198 × 785 × 570	198 × 785 × 570	198 × 785 × 570	198 × 1,190 × 570	198 × 1,190 × 570	198 × 1,190 × 570
Weight		kg (lbs)	18 (40)	19 (42)	19 (42)	19 (42)	26 (57)	26 (57)	27 (60)
Connection pipe diameter	Liquid (Flare)	mm	6.35	6.35	6.35	6.35	6.35	6.35	9.52
	Gas (Flare)		9.52	9.52	9.52	12.70	12.70	12.70	15.88
Drain Hose Diameter (I.D./O.D.)			25/32						
Cassette Grille	Model name		UTG-UNGA-W				UTG-UNGB-W		
	Net Dimensions (H × W × D)	mm	43 × 950 × 620				43 × 1,360 × 620		
	Weight	kg (lbs)	6.5 (14.5)				8.5 (18.0)		

Note: Specifications are subject to the following conditions:
Cooling: Indoor temperature of 27°CDB/19°CWB, and outdoor temperature of 35°CDB/24°CWB.
Heating: Indoor temperature of 20°CDB/(15°CWB), and outdoor temperature of 7°CDB/6°CWB.
Pipe length: 7.5 m; Height difference between outdoor unit and indoor unit: 0 m. Voltage: 230 [V]

Optional parts

*For more details, please refer to the chapter "Optional parts".

WLAN adapter: UTY-TFSXZ1
IR Receiver Unit: UTY-TRHX
Cassette Grille: UTG-UNGA-W/UTG-UNGB-W
External power supply unit: UTZ-GXXA, UTZ-GXXC*

Flexible Installation

The L-shaped pipe kit allows for more flexible installation.

Equipped with a built-in drain pump as standard, which enables a maximum pipe height difference of 700 m from the ceiling.

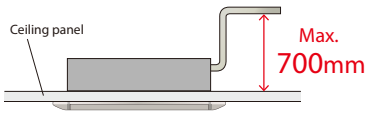

Dimensions

(Unit: mm)

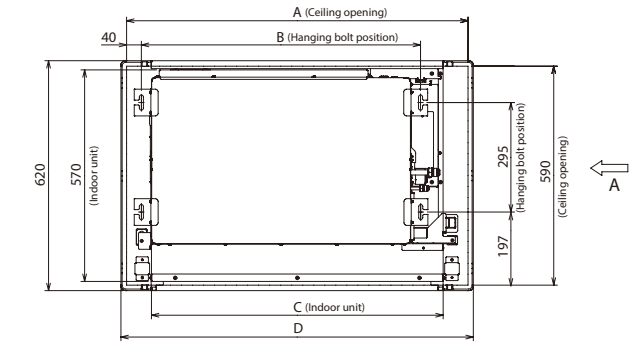

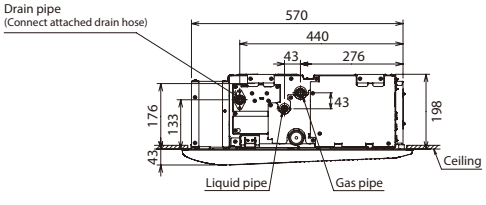

VIEW A

	AUXV004-012	AUXV014-024
A	920	1,330
B	752	1,152
C	785	1,190
D	950	1,360

3D Flow Cassette



DC FAN

3 individually controlled air outlet ports

The Comfortable airflow setting enables the left and right air outlet ports as well as the wide center port to work together to provide a comfortable room environment.

Temperature distribution during cooling and heating (when set to Comfortable airflow)



Testing conditions: Model AUXS024GLEH running cooling operation with the air volume set to "Hi" to maintain the room temperature at 18°C with the outdoor temperature at 35°C, tested in our 40m² environmental test room



Testing conditions: Model AUXS024GLEH running heating operation with the air volume set to "Hi" to maintain the room temperature at 30°C with the outdoor temperature at 7°C, tested in our 40m² environmental test room

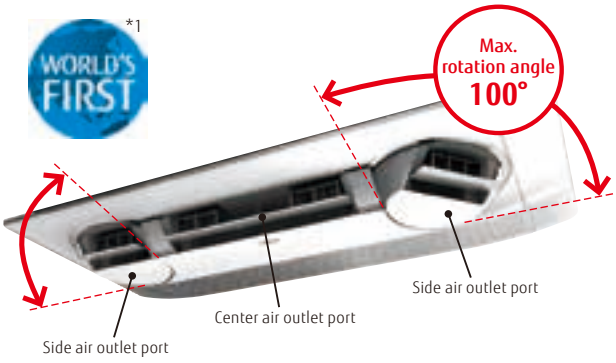

*1: Announced 2018. In the category of room air conditioners for the home (source: Fujitsu General Limited).

Individual airflow setting

The individual airflow setting function optimizes the airflow direction to match the room layout.

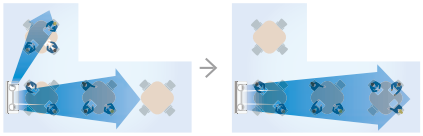

Adjusts airflows from the side air outlet ports to match the layout and usage of the room to minimize the amount of wasted airflow.



The airflow is optimally controlled to provide improved comfort in a narrow room.

Individual control of air outlet ports

Individual airflow can be set using a Wired remote controller with touch panel and Central remote controller*. The airflow from each air outlet port can be set individually.



Wired remote controller with Touch Panel
UTY-RNRGZ5



Central remote controller
UTY-DCGGZ2

* Feature available only on UTY-RNRGZ5 Wired remote controller with touch panel and UTY-DCGGZ2 Central remote controller

High Energy Saving

The structural design to take in a larger volume of air and blow air out more smoothly reduces air blowing loss and achieves class-leading energy-saving performance.



*: 018 model

Model: AUXS018GLEH/AUXS024GLEH



Specifications

Model name			AUXS018GLEH	AUXS024GLEH
Power source			Single phase, ~230 V, 50 Hz	
Capacity	Cooling	kW	5.60	7.10
	Heating		6.30	8.00
Input power		W	20/28	34/43
Airflow rate*	High	m^3/h	750/870	950/1,040
	Med-High		710/830	890/990
	Med		690/780	860/930
	Med-Low		660/740	810/880
	Low		630/700	770/840
	Quiet		540/540	540/540
Sound pressure level*	High	dB(A)	38/41	43/46
	Med-High		36/40	42/45
	Med		35/39	41/43
	Med-Low		35/37	40/42
	Low		33/36	38/40
	Quiet		29/29	29/29
Net Dimensions (H × W × D)		mm	200 × 1,240 × 500	200 × 1,240 × 500
Weight		kg (lbs)	25 (55)	25 (55)
Connection pipe diameter	Liquid (Flare)	mm	6.35	9.52
	Gas (Flare)		12.70	15.88
Drain Hose Diameter (I.D./O.D.)			25/32	
Cassette Grille	Model name		UTG-USGA-W	
	Net Dimensions (H × W × D)	mm	85 × 1,350 × 580	
	Weight	kg (lbs)	11.5 (25)	

Note: Specifications are subject to the following conditions:
Cooling: Indoor temperature of 27°CDB/19°CWB, and outdoor temperature of 35°CDB/24°CWB.
Heating: Indoor temperature of 20°CDB/(15°CWB), and outdoor temperature of 7°CDB/6°CWB.
Pipe length: 7.5 m; Height difference between outdoor unit and indoor unit: 0 m. Voltage: 230 [V]
*: Applicable to cooling and heating operation

Optional parts

*For more details, please refer to the chapter "Optional parts".

WLAN adapter: UTY-TFSXZ1
IR Receiver Unit: UTY-TRHX
Cassette Grille: UTG-USGA-W
External power supply unit: UTZ-GXXA, UTZ-GXXC*

Dimensions

(Unit: mm)

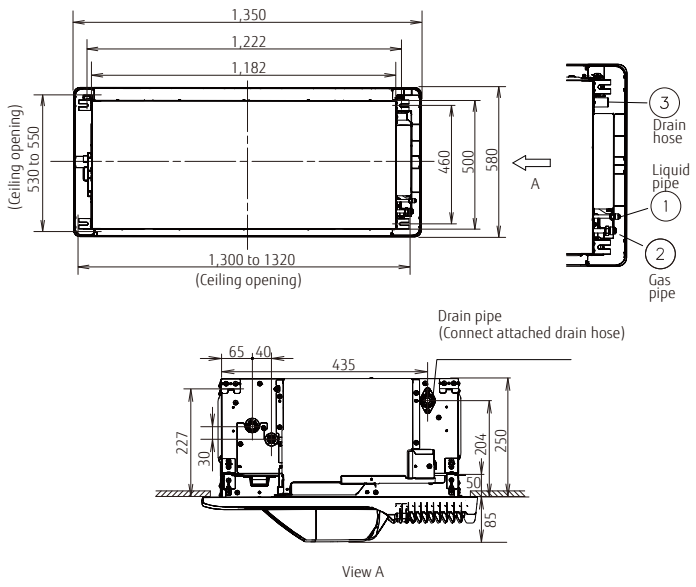

Low Static Pressure Duct Mini Duct
(With drain pump)



DC FAN

Space saving design

- Fits into a space 198 mm high and 450 mm deep
- 30% smaller than previous-generation models
- Weighs 16 kg, 10% lighter

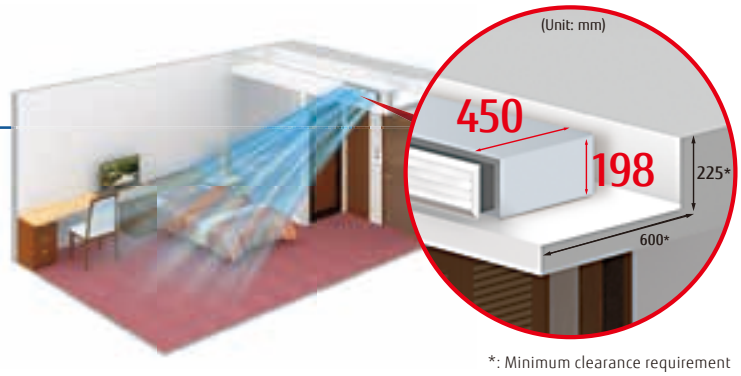

*: Minimum clearance requirement

Optimum airflow path and low noise operation

The stabilized airflow reduces the noise level significantly.



6-speed control*

Multistep airflow adjustment allows installation in a quiet location.

Low noise
20 dB(A)
at 04 model



* Remote controller is compatible with the following:
UTY-RNRGZ5/UTY-RLRG/UTY-RSRG/UTY-RHRG/UTY-DCGGZ2/UTY-ALGXZ1/UTY-APGXZ1

Easy to design and maintain for drain

Indoor unit design for easy maintenance Parts can be replaced from the side of the unit where maintenance is easier.

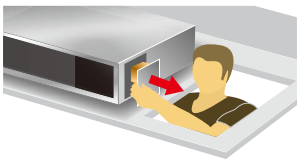

A drain pump is built into the unit as standard:
Parts can be accessed and replaced through the side of the unit for easy maintenance.

Model: ARXK004GLGH/ARXK007GLGH/ARXK009GLGH
ARXK012GLGH/ARXK014GLGH/ARXK018GLGH
ARXK024GLGH



ARXK004/007/009/012/014GLGH



ARXK018GLGH



ARXK024GLGH

Specifications

Model name			ARXK004GLGH	ARXK007GLGH	ARXK009GLGH	ARXK012GLGH	ARXK014GLGH	ARXK018GLGH	ARXK024GLGH
Power source			Single phase, ~230 V, 50 Hz						
Capacity	Cooling	kW	1.1	2.2	2.8	3.6	4.5	5.6	7.1
	Heating		1.3	2.8	3.2	4.0	5.0	6.3	8.0
Input power		W	26	28	28	35	66	73	80
Airflow rate	High	m^3/h	460	460	460	550	760	930	1,160
	Med-High		440	440	440	520	660	840	1,060
	Med		420	420	420	480	560	740	960
	Med-Low		400	400	400	450	490	640	860
	Low		370	370	370	410	410	540	750
	Quiet		340	340	340	340	340	470	610
Static pressure range		Pa	0 to 30	0 to 30	0 to 30	0 to 30	0 to 50	0 to 50	0 to 50
Standard static pressure			10	10	10	10	15	15	15
Sound pressure level	High	dB(A)	25	26	26	29	34	33	32
	Med-High		24	25	25	27	31	30	30
	Med		23	24	24	26	28	28	28
	Med-Low		22	23	23	25	26	26	27
	Low		21	22	22	24	24	24	25
	Quiet		20	21	21	22	22	22	22
Net Dimensions (H × W × D)		mm	198 × 700 × 450	198 × 700 × 450	198 × 700 × 450	198 × 700 × 450	198 × 700 × 450	198 × 900 × 450	198 × 1,100 × 450
Weight		kg (lbs)	14.5 (32)	15.5 (34)	15.5 (34)	16 (35)	16 (35)	19 (42)	22.5 (50)
Connection pipe diameter	Liquid (Flare)	mm	6.35	6.35	6.35	6.35	6.35	6.35	9.52
	Gas (Flare)		9.52	9.52	9.52	12.70	12.70	12.70	15.88
Drain Hose Diameter (I.D./O.D.)			25/32						

Note: Specifications are subject to the following conditions:
Cooling: Indoor temperature of 27°CDB/19°CWB, and outdoor temperature of 35°CDB/24°CWB.
Heating: Indoor temperature of 20°CDB/(15°CWB), and outdoor temperature of 7°CDB/6°CWB.
Pipe length: 7.5 m; Height difference between outdoor unit and indoor unit: 0 m. Voltage: 230 [V].

Optional parts

*For more details, please refer to the chapter "Optional parts".

Remote sensor unit:	UTY-XSZX	External power supply unit:	UTZ-GXXA, UTZ-GXXC*
IR receiver unit:	UTB-YWC	Auto Louver Grille Kit:	UTD-GXTA-W (004-014)
Silver Ion Filter:	UTD-HFTA (004-014)		UTD-GXTB-W (018)
	UTD-HFTB (018)		UTD-GXTC-W (024)
	UTD-HFTC (024)		

Auto Louver Grille Kit (Optional)

The slim design of the unit provides comfortable cooling and heating air conditioning over a wide area.
The optional automatic louver grille, which fits nicely into any interior decor, provides comfortable air conditioning (Optional)



Dimensions

(Unit: mm)

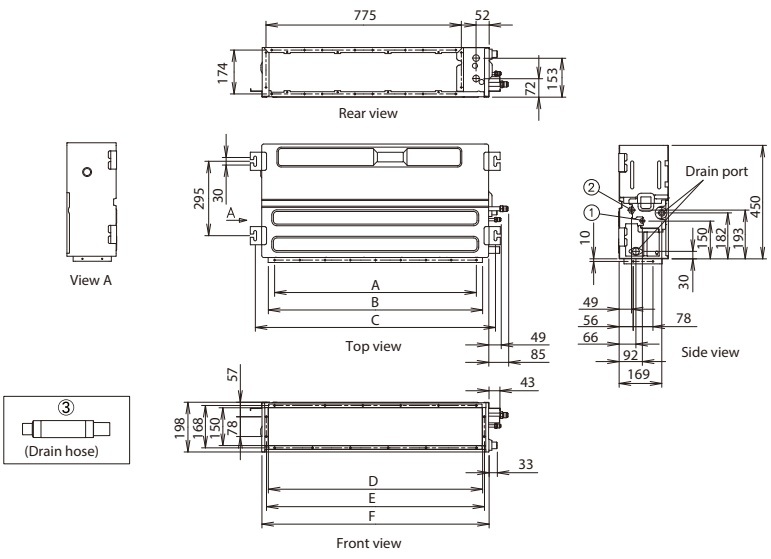

① Refrigerant pipe flare connection (Liquid)
② Refrigerant pipe flare connection (Gas)
③ Drain hose connection

	ARXK004-014	ARXK018	ARXK024
A	P100×6=600	P100×8=800	P100×10=1000
B	650	850	1050
C	752	952	1152
D	650	850	1050
E	665	864	1064
F	700	900	1100

Low Static Pressure Duct
Slim Duct/Slim Concealed Floor



DC FAN

Slim design

Slim design allows for installation in a tight ceiling space.

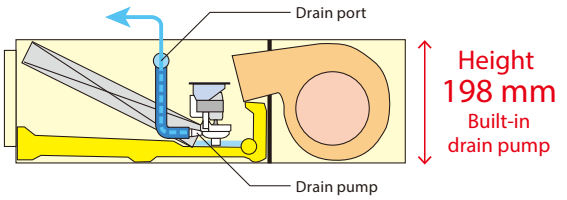

Air intake

Air intake direction can be selected to match the installation site.

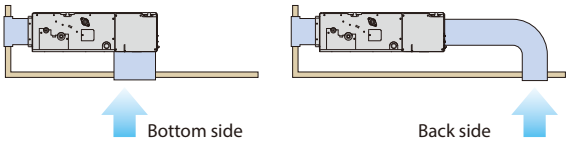

Flexible installation

Ceiling concealed



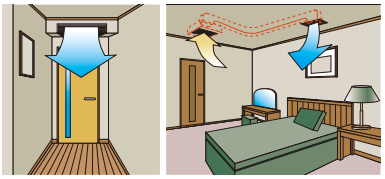

Floor concealed





Wide range of static pressures

The use of a DC fan motor makes it possible to adjust the static pressure between 0 and 90 Pa.
The static pressure range can be changed by a remote controller.



Static pressure range
0 to 90 Pa

*024 model static pressure range is 0 to 50 Pa.

Filter (Accessory)

ARXD04/007/009/012/014/018

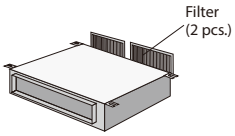

ARXD024

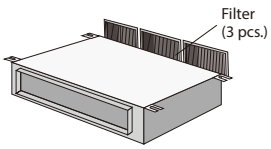

Model: ARXD04GALH/ARXD007GLEH/ARXD009GLEH
ARXD012GLEH/ARXD014GLEH/ARXD018GLEH
ARXD024GLEH



ARXD04GALH
ARXD007/009/012/014GLEH



ARXD018GLEH



ARXD024GLEH

Slim Concealed Floor



Specifications

Model name			ARXD04GALH*	ARXD007GLEH	ARXD009GLEH	ARXD012GLEH	ARXD014GLEH	ARXD018GLEH	ARXD024GLEH
Power source			Single phase, ~230 V, 50 Hz						
Capacity	Cooling	kW	1.1	2.2	2.8	3.6	4.5	5.6	7.1
	Heating		1.3	2.8	3.2	4.0	5.0	6.3	8.0
Input power		W	40	44	50	54	92	83	122
Airflow rate	High	m^3/h	510	550	600	600	800	940	1,330
	Med-High		-	480	510	530	680	820	1,140
	Med		400/470*1	440	460	490	600	730	1,020
	Med-Low		-	410	420	450	520	630	900
	Low		320/440*1	370	370	410	440	540	780
	Quiet		-	320	320	340	340	470	610
Static pressure range		Pa	0 to 90	0 to 90	0 to 90	0 to 90	0 to 90	0 to 90	0 to 50
Standard static pressure			25	25	25	25	25	25	25
Sound pressure level	High	dB(A)	26	28	29	30	34	34	35
	Med-High		-	26	27	28	32	31	31
	Med		21/25*1	25	25	27	30	29	29
	Med-Low		-	24	24	26	28	27	27
	Low		20/22*1	22	22	24	25	25	24
	Quiet		-	21	21	22	22	23	21
Net Dimensions (H × W × D)		mm	198 × 700 × 620	198 × 700 × 620	198 × 700 × 620	198 × 700 × 620	198 × 700 × 620	198 × 900 × 620	198 × 1,100 × 620
Weight		kg (lbs)	17 (37)	17 (37)	17 (37)	18 (40)	18 (40)	22 (48)	26 (57)
Connection pipe diameter	Liquid (Flare)	mm	6.35	6.35	6.35	6.35	6.35	6.35	9.52
	Gas (Flare)		12.70	9.52	9.52	12.70	12.70	12.70	15.88
Drain Hose Diameter (I.D./O.D.)			25/32						

Note: Specifications are subject to the following conditions:
Cooling: Indoor temperature of 27°CDB/19°CWB, and outdoor temperature of 35°CDB/24°CWB.
Heating: Indoor temperature of 20°CDB/(15°CWB), and outdoor temperature of 7°CDB/6°CWB.
Pipe length: 7.5 m; Height difference between outdoor unit and indoor unit: 0 m. Voltage: 230 [V].
*1: This value is under cooling operation.
*: ARXD04GALH cannot be connected to J-IVS/J-IV/J-IVL/VR-IV Series.

Optional parts

*For more details, please refer to the chapter "Optional parts".

Remote sensor unit: UTY-XSZX
IR receiver unit: UTB-YWC (04)
UTY-TRHX (007-024)
Silver Ion Filter: UTD-HFTA (04, 007-014)
UTD-HFTB (018)
UTD-HFTC (024)

External power supply unit: UTZ-GXXA, UTZ-GXXC*
Auto Louver Grille Kit: UTD-GXTA-W (04, 007-014)
UTD-GXTB-W (018)
UTD-GXTC-W (024)

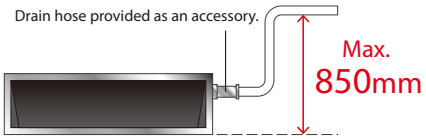

Dimensions

(Unit: mm)

*Maintenance accessibility should be considered when installing the product.
Refer to the installation manual for the required maintenance access size.

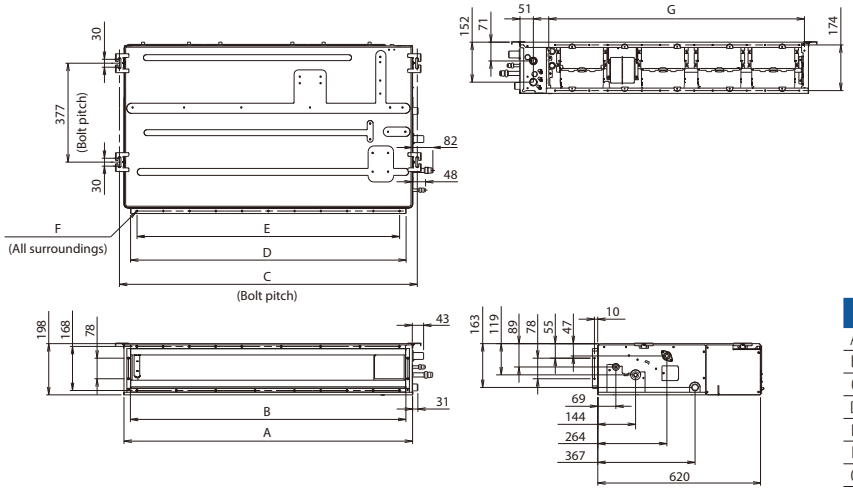

	ARXD04-014	ARXD018	ARXD024
A	700	900	1100
B	650	850	1050
C	734	934	1134
D	650	850	1050
E	P100 × 6 = 600	P100 × 8 = 800	P100 × 10 = 1000
F	18 × Ø5	22 × Ø5	26 × Ø5
G	574	774	974

NEW

Low static pressure duct High Efficiency



DC FAN

Slim & Compact Design

The slim and compact design of the indoor unit, with the control box mounted on the side, allows installation in narrow spaces.

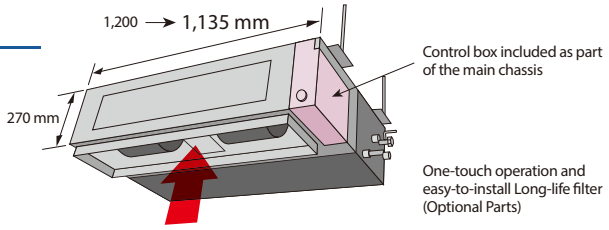

Easy maintenance

Structural improvement has been developed by making the bottom panel in two pieces, front and rear. The internal fan casing is also manufactured in two pieces—upper and lower. The motor and fan can be easily accessed and maintained by removing the rear panel and the lower casing with the main chassis remaining in place.

See below for rear-suction type

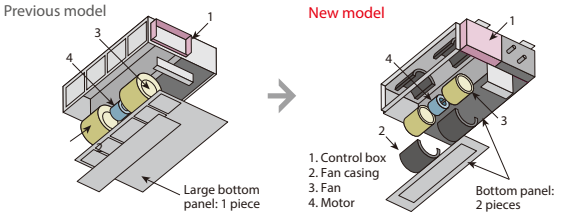

Installation styles

Embedded in Ceiling

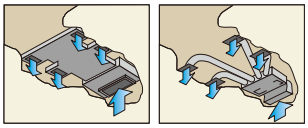

Hanging from Ceiling

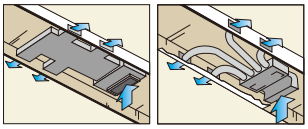

A drain pipe can be installed on either the left or right side of the unit

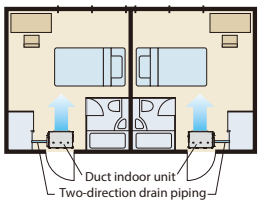

High-efficiency DC fan motor achieves low-energy consumption.

Improved motor efficiency from previous model.



024 model

030/036/045 model

Wide range of static pressures

Static pressures can be changed in the range of 0 to 150 Pa.

Static pressure range
0 to 80 Pa

Model: ARXP018GLFH/ARXP030GLFH * Production by order



Specifications

Model name			ARXP018GLFH	ARXP030GLFH
Power source			Single-phase, ~220V, 50Hz	
Capacity	Cooling	kW	5.6	9.0
	Heating		6.3	10.0
Input power		W	128	228
Airflow rate	High	m^3/h	1,540 / 1,440	1,940 / 1,660
	Med-High		1,460 / 1,380	1,810 / 1,580
	Med		1,380 / 1,320	1,680 / 1,510
	Med-Low		1,300 / 1,260	1,550 / 1,440
	Low		1,220 / 1,200	1,420 / 1,370
	Quiet		1,150 / 1,150	1,300 / 1,300
Static pressure range		Pa	0 to 80	0 to 80
Standard static pressure			40	50
Sound pressure level	High	dB(A)	35 / 34	39 / 36
	Med-High		34 / 32	38 / 35
	Med		32 / 31	36 / 34
	Med-Low		31 / 30	34 / 33
	Low		29 / 29	32 / 31
	Quiet		28 / 28	30 / 30
Net Dimensions (H × W × D)		mm	270 × 1,135 × 700	270 × 1,135 × 700
Weight		kg (lbs)	40 (88)	40 (88)
Connection pipe diameter	Liquid (Flare)	mm	6.35	9.52
	Gas (Flare)		12.70	15.88
Drain Hose Diameter (I.D./O.D.)			25/32	

Note: Specifications are subject to the following conditions:
Cooling: Indoor temperature of 27°CDB/19°CWB, and outdoor temperature of 35°CDB/24°CWB.
Heating: Indoor temperature of 20°CDB/(15°CWB), and outdoor temperature of 7°CDB/6°CWB.
Pipe length: 7.5 m; Height difference between outdoor unit and indoor unit: 0 m. Voltage: 230 [V].

Optional parts

*For more details, please refer to the chapter "Optional parts".

Long-life filter:	UTD-LF25NA	IR receiver unit:	UTY-TRHX
Flange (square):	UTD-SF045T	Drain pump unit:	UTZ-PX1NBA
Flange (round):	UTD-RF204	WLAN adapter:	UTY-TFSXZ1
External power supply unit:	UTZ-GXXA, UTZ-GXXC*	Silver Ion Filter:	UTD-HFND

Dimensions

(Unit: mm)

*Maintenance accessibility should be considered when installing the product.
Refer to the installation manual for the required maintenance access size.

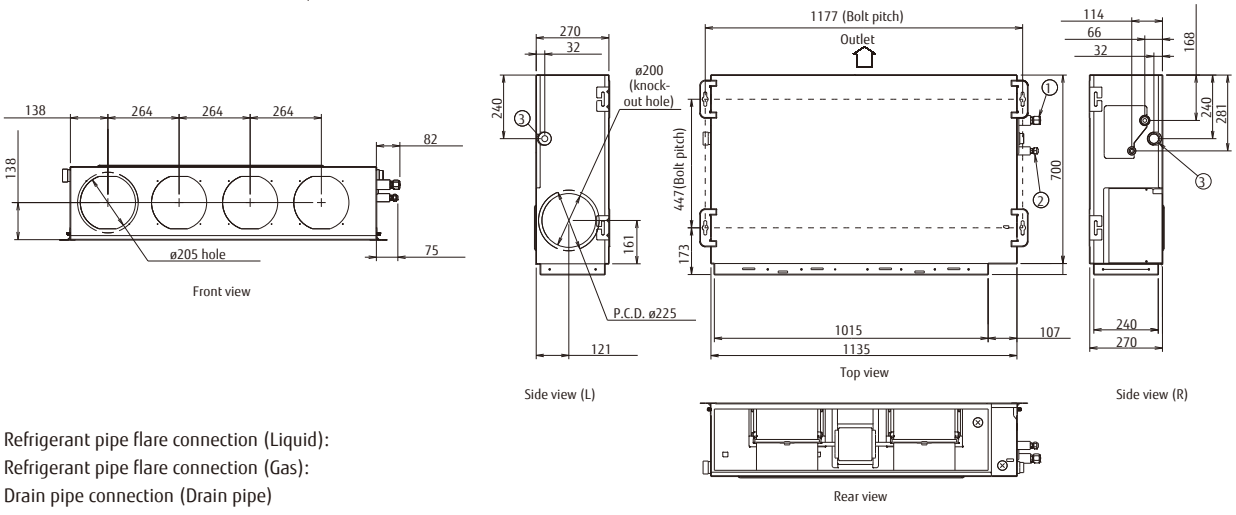

① Refrigerant pipe flare connection (Liquid):
② Refrigerant pipe flare connection (Gas):
③ Drain pipe connection (Drain pipe)

Medium static pressure duct Normal



DC FAN

Slim & Compact Design

The slim and compact design of the indoor unit, with the control box mounted on the side, allows installation in narrow spaces.

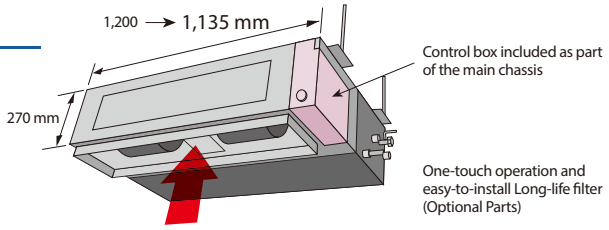

Easy maintenance

Structural improvement has been developed by making the bottom panel in two pieces, front and rear. The internal fan casing is also manufactured in two pieces—upper and lower. The motor and fan can be easily accessed and maintained by removing the rear panel and the lower casing with the main chassis remaining in place.

See below for rear-suction type

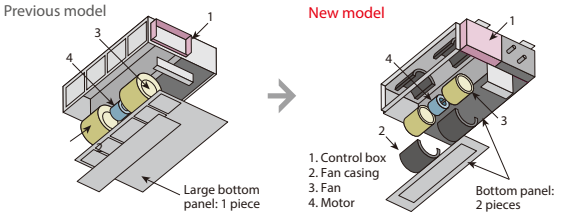

Installation styles

Embedded in Ceiling

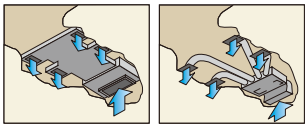

Hanging from Ceiling

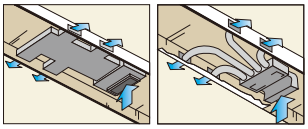

A drain pipe can be installed on either the left or right side of the unit

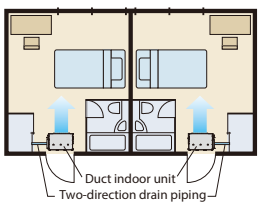

High-efficiency DC fan motor achieves low-energy consumption.

Improved motor efficiency from previous model.



024 model

030/036/045 model

Wide range of static pressures

Static pressures can be changed in the range of 0 to 150 Pa.

Static pressure range
0 to 150 Pa

Model: ARXA024GLEH/ARXA030GLEH/ARXA036GLEH/ARXA045GLEH



Specifications

Model name			ARXA024GLEH	ARXA030GLEH	ARXA036GLEH	ARXA045GLEH
Power source			Single phase, ~230 V, 50 Hz			
Capacity	Cooling	kW	7.1	9.0	11.2	12.5
	Heating		8.0	10.0	12.5	14.0
Input power		W	94	108	194	240
Airflow rate	High	m^3/h	1,280	1,410	1,840	1,970
	Med-High		1,180	1,350	1,750	1,910
	Med		1,090	1,280	1,660	1,860
	Med-Low		1,000	1,240	1,600	1,780
	Low		920	1,190	1,530	1,710
	Quiet		840	1,150	1,470	1,640
Static pressure range		Pa	0 to 150	0 to 150	0 to 150	0 to 150
Standard static pressure			40	50	50	60
Sound pressure level	High	dB(A)	31	34	37	41
	Med-High		29	33	36	40
	Med		27	32	35	38
	Med-Low		26	31	35	38
	Low		24	30	34	37
	Quiet		23	29	33	36
Net Dimensions (H × W × D)		mm	270 × 1,135 × 700	270 × 1,135 × 700	270 × 1,135 × 700	270 × 1,135 × 700
Weight		kg (lbs)	36 (79)	40 (88)	40 (88)	40 (88)
Connection pipe diameter	Liquid (Flare)	mm	9.52	9.52	9.52	9.52
	Gas (Flare)		15.88	15.88	15.88	15.88
Drain Hose Diameter (I.D./O.D.)			25/32			

Note: Specifications are subject to the following conditions:
Cooling: Indoor temperature of 27°CDB/19°CWB, and outdoor temperature of 35°CDB/24°CWB.
Heating: Indoor temperature of 20°CDB/(15°CWB), and outdoor temperature of 7°CDB/6°CWB.
Pipe length: 7.5 m; Height difference between outdoor unit and indoor unit: 0 m. Voltage: 230 [V].

Optional parts

*For more details, please refer to the chapter "Optional parts".

Long-life filter:	UTD-LF25NA	IR receiver unit:	UTY-TRHX
Flange (square):	UTD-SF045T	Drain pump unit:	UTZ-PX1NBA
Flange (round):	UTD-RF204	WLAN adapter:	UTY-TFSXZ1
External power supply unit:	UTZ-GXXA, UTZ-GXXC*	Silver Ion Filter:	UTD-HFND

Dimensions

(Unit: mm)

*Maintenance accessibility should be considered when installing the product.
Refer to the installation manual for the required maintenance access size.

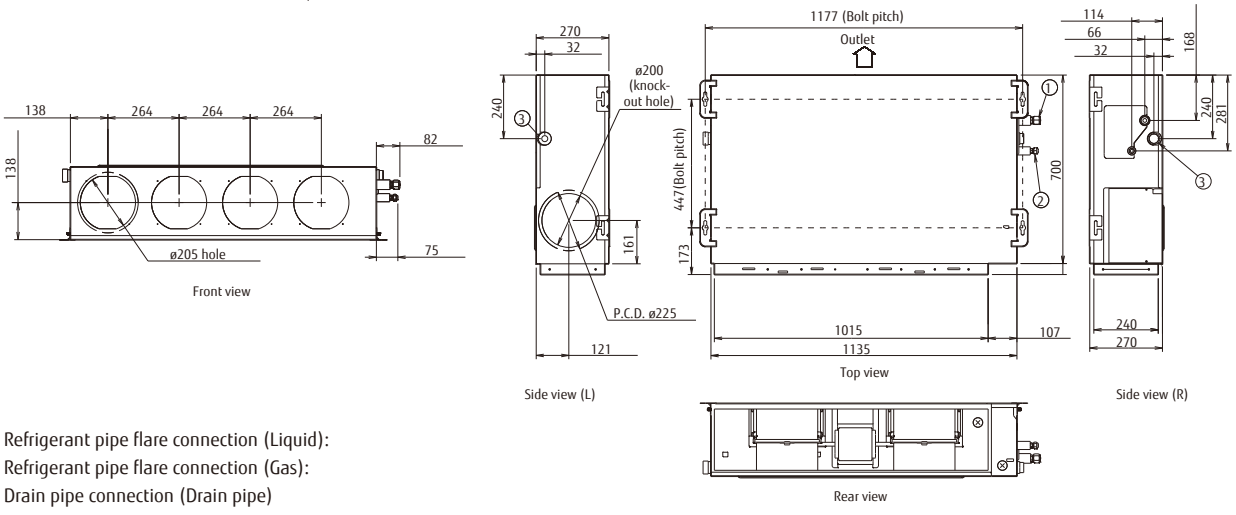

① Refrigerant pipe flare connection (Liquid):
② Refrigerant pipe flare connection (Gas):
③ Drain pipe connection (Drain pipe)

High Static Pressure Duct Normal



Static pressure mode selection

The use of a DC fan motor makes it possible to adjust the static pressure between 0 to 200 Pa (ARXC036)/300 Pa (ARXC072/090/096).

MAX. 200 Pa (036type) | MAX. 250 Pa (045/060type)



(ARXC036/045/060 type)

MAX. 300 Pa



(ARXC072/090 type)

MAX. 300 Pa



(ARXC096 type)

Easy installation (Compact & Lightweight)

(Unit: mm)

The indoor unit is designed to be compact and light by reducing the basic chassis size and the overall material weight.



(ARXC036/045/060 type)



(ARXC072/090 type)



(ARXC096 type)

Low noise

Models: ARXC036/ARXC045/ARXC060
The corners of the front panel and fan casing of the indoor unit are shaved to reduce air turbulence. The use of a plastic case and fan reduces the noise level generated by the unit.

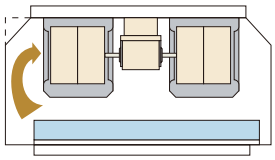

New model (ARXC036GTEH)

ARXC036GTEH:
Plastic fan [42 dB(A)]
* Model: Material
(Actual noise measurement value measured at 100 Pa)

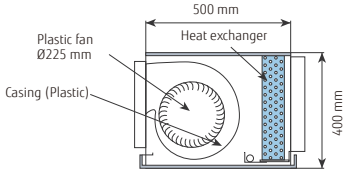

High-efficiency DC fan motor achieves low energy consumption.

Improved motor efficiency compared to the previous model



(ARXC036 type)



(ARXC072/090/096 type)

Model: ARXC036GTEH/ NEW ARXC045GTEH/ NEW ARXC060GTEH
ARXC072GTEH/ARXC090GTEH/ARXC096GTEH



ARXC036/045/060GTEH



ARXC072/090GTEH



ARXC096GTEH

Specifications

Model name			ARXC036GTEH	ARXC045GTEH	ARXC060GTEH*	ARXC072GTEH*	ARXC090GTEH*	ARXC096GTEH*
Power source			Single phase, ~230 V, 50 Hz					
Capacity	Cooling	kW	11.2	12.5	18.0	22.4	25.0	28.0
	Heating		12.5	14.0	20.0	25.0	28.0	31.5
Input power		W	207	715	730	681	819	838
Airflow rate	High	m^3/h	1,990	3,500	3,500	3,900	4,300	4,850
	Med		1,680	3,000	3,000	3,300	4,000	4,250
	Low		1,330	2,460	2,460	3,000	3,500	3,600
Static pressure range		Pa	0 to 200	100 to 250	100 to 250	0 to 300	0 to 300	0 to 300
Standard static pressure			100	100	100	150	150	150
Sound pressure level	High	dB(A)	42	49	49	47	48	48
	Med		36	45	45	43	46	45
	Low		32	42	42	40	44	42
Net Dimensions (H × W × D)		mm	400 × 1,050 × 500	400 × 1,050 × 500	400 × 1,050 × 500	450 × 1,587 × 700	450 × 1,587 × 700	550 × 1,587 × 700
Weight		kg (lbs)	40 (88)	46 (101)	46 (101)	84 (185)	84 (185)	105 (231)
Connection pipe diameter	Liquid	mm	9.52 (Flare)	9.52 (Flare)	9.52 (Flare)	9.52 (Flare)	9.52 (Flare)	9.52 (Brazing)
	Gas		15.88 (Flare)	15.88 (Flare)	15.88 (Flare)	19.05 (Flare)	19.05 (Flare)	22.22 (Brazing)
Drain Hose Diameter (I.D./O.D.)			25/32					

Note: Specifications are based on the following conditions:
Cooling: Indoor temperature of 27°CDB/19°CWB, and outdoor temperature of 35°CDB/24°CWB.
Heating: Indoor temperature of 20°CDB/(15°CWB), and outdoor temperature of 7°CDB/6°CWB.
Pipe length: 7.5 m; Height difference between outdoor unit and indoor unit: 0 m. Voltage: 230 [V]
*: ARXC060/072/090/096G cannot be connected to J-IV/J-IVS Series.

Optional parts

*For more details, please refer to the chapter "Optional parts".

Long-life filter:	UTD-LF60KA (036/045/060)
IR receiver unit:	UTB-YWC (045/060)
	UTY-TRHX (036/072/090/096)
External power supply unit:	UTZ-GXXA, UTZ-GXXC*
WLAN adapter:	UTY-TFSXZ1
Silver Ion Filter:	UTD-HFKA (036)
	UTD-HFKB (045/060)
Remote sensor unit:	UTY-XSZX

Dimensions

(Unit: mm)

Models: ARXC036/ARXC045/ARXC060

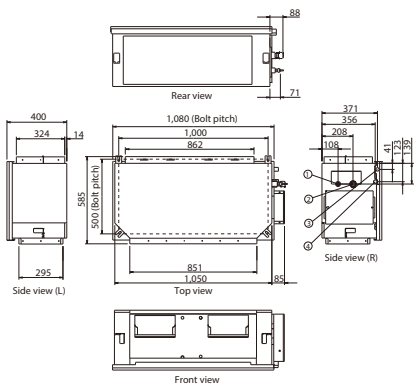

① Refrigerant pipe flare connection (Liquid)
② Refrigerant pipe flare connection (Gas)
③ Drain pipe connection (Safety drain pan)
④ Drain pipe connection (Main drain pan)

Models: ARXC072/ARXC090

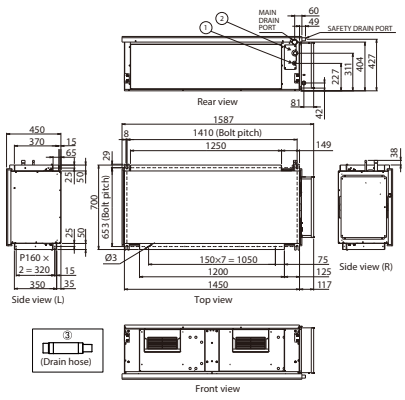

① Refrigerant pipe flare connection (Liquid)
② Refrigerant pipe flare connection (Gas)
③ Drain hose

Models: ARXC096

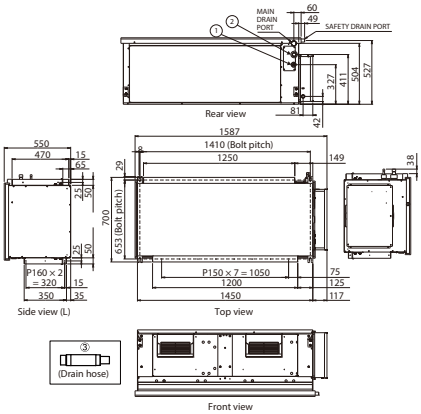

① Refrigerant pipe flare connection (Liquid)
② Refrigerant pipe flare connection (Gas)
③ Drain hose

Compact floor



DC FAN

2-fan and wide airflow

A 2-fan individual vertical airflow cools or warms the entire room comfortably.

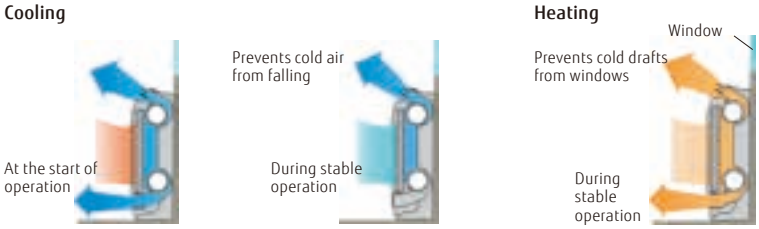

Flexible and easy installation

The compact and whole-surface suction design provides flexible installation options, including floor-standing, embedded, partially embedded, and wall-mounted installation to match the room layout.

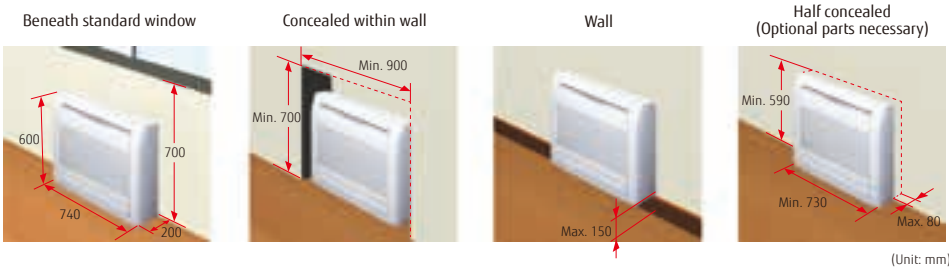

(Unit: mm)

Quiet operation

6-fan speed control for quiet operation (via 2-wire controller)

Low noise
22 dB(A)

004/007/009 models



* Remote controller is compatible with the following:
UTY-RNRGZ5/UTY-RLRG/UTY-RSRG/UTY-RHRG/UTY-DCGGZ2/UTY-ALGXZ1/UTY-APGXZ1

Flexible pipe connection enables draining and piping in 6 directions

The drain hose and pipe can be connected to the unit in the right, left, straight in depth, or downward direction.

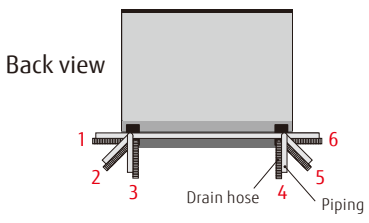

Model: AGHA004GCGH/AGHA007GCGH/AGHA009GCGH
AGHA012GCGH/AGHA014GCGH

[external EEV]
AGHE004GCEH/AGHE007GCEH/AGHE009GCEH
AGHE012GCEH/AGHE014GCEH



Specifications

Model name			AGHA004GCGH	AGHA007GCGH	AGHA009GCGH	AGHA012GCGH	AGHA014GCGH	AGHE004GCEH	AGHE007GCEH	AGHE009GCEH	AGHE012GCEH	AGHE014GCEH
Power source			Single phase, ~230 V, 50 Hz					Single phase, ~230 V, 50 Hz				
Capacity	Cooling	kW	1.1	2.2	2.8	3.6	4.0	1.1	2.2	2.8	3.6	4.0
	Heating		1.3	2.8	3.2	4.0	4.5	1.3	2.8	3.2	4.0	4.5
Input power		W	12/14	16	17	22	29	14	16	17	22	29
Airflow rate	High	m^3/h	380/430	470	500	590	670	380/430	470	500	590	670
	Med-High		350	420	450	520	590	350	420	450	520	590
	Med		320	390	400	470	520	320	390	400	470	520
	Med-Low		310	360	360	420	450	310	360	360	420	450
	Low		280	330	330	390	390	280	330	330	390	390
	Quiet		210	270	270	340	340	210	270	270	340	340
Sound pressure level	High	dB(A)	35/36	37	38	42	46	35/36	37	38	42	46
	Med-High		33	35	36	39	42	33	35	36	39	42
	Med		31	33	34	37	39	31	33	34	37	39
	Med-Low		30	31	31	35	36	30	31	31	35	36
	Low		28	29	29	33	33	28	29	29	33	33
	Quiet		22	22	22	30	30	22	22	22	30	30
Net Dimensions (H × W × D)		mm	600 × 740 × 200					600 × 740 × 200				
Weight		kg (lbs)	15.0 (33.0)	15.0 (33.0)	15.0 (33.0)	15.0 (33.0)	15.0 (33.0)	14.5 (32.0)	14.5 (32.0)	14.5 (32.0)	14.5 (32.0)	14.5 (32.0)
Connection pipe diameter	Liquid (Flare)	mm	6.35	6.35	6.35	6.35	6.35	6.35	6.35	6.35	6.35	6.35
	Gas (Flare)		9.52	9.52	9.52	12.70	12.70	9.52	9.52	9.52	12.70	12.70
Drain Hose Diameter (I.D./O.D.)			13.8/15.8 to16.7					13.8/15.8 to16.7				
EV kit (optional)			-					UTR-EV09XB			UTR-EV14XB	

Note: Specifications are subject to the following conditions:
Cooling: Indoor temperature of 27°CDB/19°CWB, and outdoor temperature of 35°CDB/24°CWB.
Heating: Indoor temperature of 20°CDB/(15°CWB), and outdoor temperature of 7°CDB/6°CWB.
Pipe length: 7.5 m; Height difference between outdoor unit and indoor unit: 0 m. Voltage: 230 [V]
When connecting AGHA004/007/009GCGH, AGHE004/007/009GCEH to an outdoor unit other than an outdoor unit of the J-IVL Series, the gas pipe diameter should be Ø12.70 mm.

Optional parts

*For more details, please refer to the chapter "Optional parts".

Partially concealing kit: UTR-STA
External power supply unit: UTZ-GXXA, UTZ-GXXC*
WLAN adapter: UTY-TFSXZ1
Silver Ion Filter: UTR-FA03-5

Dimensions

(Unit: mm)

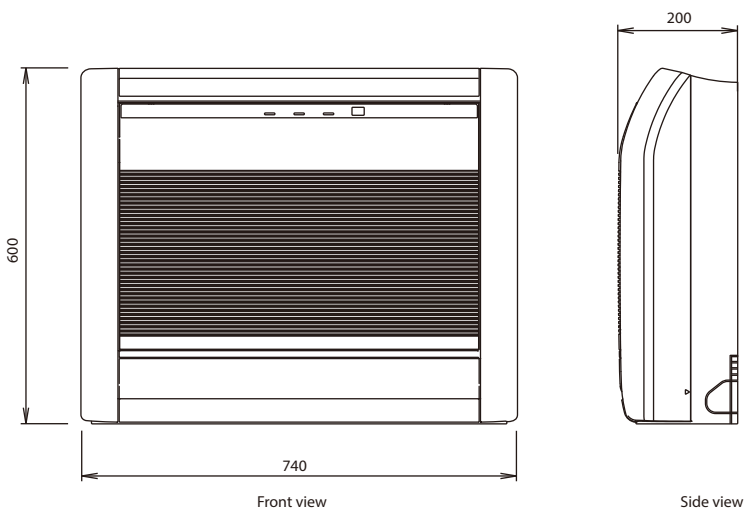

Front view

Side view

Floor/Ceiling



DC FAN

Flexible installation

Example of floor standing installation
Floor standing console with the back against the wall



Example of ceiling installation
Under ceiling



Double auto swing

The combination of horizontal and vertical swings enables 3-dimensional control of the airflow direction.

RIGHT and LEFT SWING

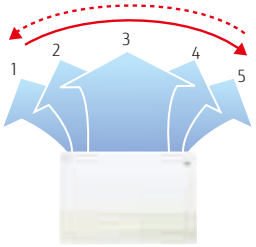

UP and DOWN SWING

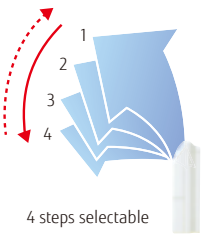

4 steps selectable

High-power DC fan motor

- High power
- Wide rotation range
- High-efficiency



Compact design

(Unit: mm)

Symmetrical, slim and compact design.



Model: ABHA012GTEH/ABHA014GTEH/ABHA018GTEH/ABHA024GTEH



Floor standing



Specifications

Model name			ABHA012GTEH	ABHA014GTEH	ABHA018GTEH	ABHA024GTEH
Power source			Single phase, ~230 V, 50 Hz			
Capacity	Cooling	kW	3.6	4.5	5.6	7.1
	Heating		4.0	5.0	6.3	8.0
Input power		W	30	42	74	99
Airflow rate	High	m^3/h	660	780	1,000	1,000
	Med-High		620	740	910	930
	Med		580	690	830	870
	Med-Low		550	640	750	800
	Low		520	600	660	740
	Quiet		490	550	580	680
Sound pressure level	High	dB(A)	36	40	46	47
	Med-High		34	39	44	45
	Med		33	38	42	43
	Med-Low		31	36	40	41
	Low		29	35	37	39
	Quiet		28	34	35	37
Net Dimensions (H × W × D)		mm	199 × 990 × 655	199 × 990 × 655	199 × 990 × 655	199 × 990 × 655
Weight		kg (lbs)	25 (55)	26 (57)	26 (57)	27 (60)
Connection pipe diameter	Liquid (Flare)	mm	6.35	6.35	6.35	9.52
	Gas (Flare)		12.70	12.70	12.70	15.88
Drain Hose Diameter (I.D./O.D.)			25/32			

Note: Specifications are subject to the following conditions:
Cooling: Indoor temperature of 27°CDB/19°CWB, and outdoor temperature of 35°CDB/24°CWB.
Heating: Indoor temperature of 20°CDB/(15°CWB), and outdoor temperature of 7°CDB/6°CWB.
Pipe length: 7.5 m; Height difference between outdoor unit and indoor unit: 0 m. Voltage: 230 [V]

Optional parts

*For more details, please refer to the chapter "Optional parts".

External power supply unit: UTZ-GXXA, UTZ-GXXC*
WLAN adapter: UTY-TFSXZ1

Dimensions

(Unit: mm)

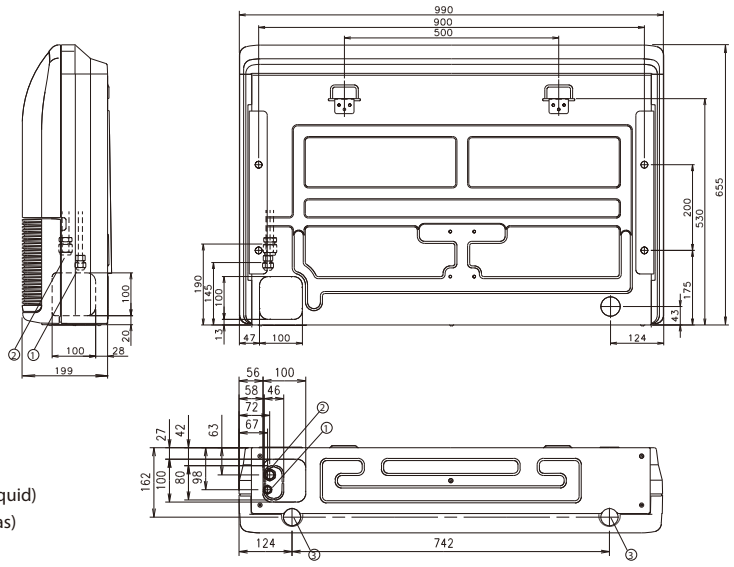

① Refrigerant pipe flare connection (Liquid)
② Refrigerant pipe flare connection (Gas)
③ Drain pipe connection

Ceiling



DC FAN

Installation

Open

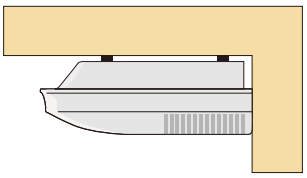

General installation with indoor unit installed on the ceiling

Concealed

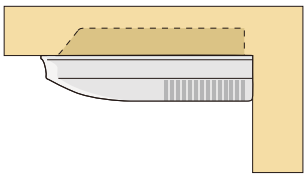

Installation with indoor unit embedded into the ceiling

Wall-mounted type(Locally Available)

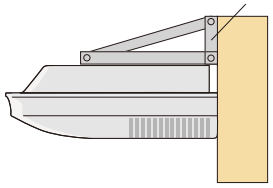

Wall-mounting brackets are used to mount the indoor unit on the wall. (Locally available)
This type of installation is used when the ceiling space is insufficient.

Double auto swing and wide airflow

Auto airflow direction and auto swing

Left/Right

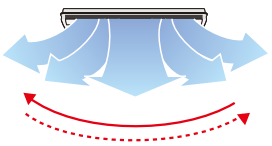

5 steps selectable

Up/Down

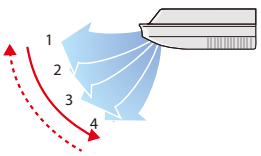

4 steps selectable

High-power DC fan motor

- High power
- Wide rotation range
- High-efficiency



Long airflow

Long airflow provides comfort in every corner of a large room.

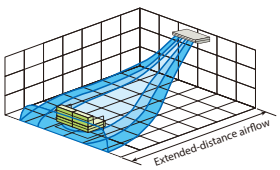

Fresh air intake

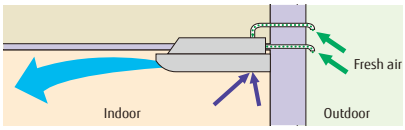

Slim & Compact Design

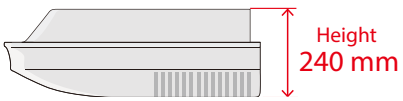

Model: ABHA030GTEH/ABHA036GTEH/ABHA045GTEH/ABHA054GTEH



Specifications

Model name			ABHA030GTEH	ABHA036GTEH	ABHA045GTEH	ABHA054GTEH
Power source			Single phase, ~230 V, 50 Hz			
Capacity	Cooling	kW	9.0	11.2	12.5	14.0
	Heating		10.0	12.5	14.0	16.0
Input power		W	66	85	131	180
Airflow rate	High	m^3/h	1,630	1,690	2,010	2,270
	Med-High		1,520	1,560	1,840	2,070
	Med		1,420	1,450	1,690	1,860
	Med-Low		1,320	1,360	1,530	1,660
	Low		1,220	1,270	1,380	1,470
	Quiet		1,140	1,170	1,230	1,280
Sound pressure level	High	dB(A)	42	45	48	51
	Med-High		40	41	46	49
	Med		39	39	45	46
	Med-Low		37	38	41	43
	Low		35	36	38	40
	Quiet		33	34	35	36
Net Dimensions (H × W × D)		mm	240 × 1,660 × 700	240 × 1,660 × 700	240 × 1,660 × 700	240 × 1,660 × 700
Weight		kg (lbs)	46 (101)	48 (106)	48 (106)	48 (106)
Connection pipe diameter	Liquid (Flare)	mm	9.52	9.52	9.52	9.52
	Gas (Flare)		15.88	15.88	15.88	15.88
Drain Hose Diameter (I.D./O.D.)			25/32			

Note: Specifications are subject to the following conditions:
Cooling: Indoor temperature of 27°CDB/19°CWB, and outdoor temperature of 35°CDB/24°CWB.
Heating: Indoor temperature of 20°CDB/(15°CWB), and outdoor temperature of 7°CDB/6°CWB.
Pipe length: 7.5 m; Height difference between outdoor unit and indoor unit: 0 m. Voltage: 230 [V]

Optional parts

*For more details, please refer to the chapter "Optional parts".

Drain pump unit: UTR-DPB24T
Flange: UTD-RF204
External power supply unit: UTZ-GXXA, UTZ-GXXC*
WLAN adapter: UTY-TFSXZ1

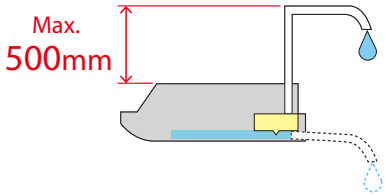

Dimensions

(Unit: mm)

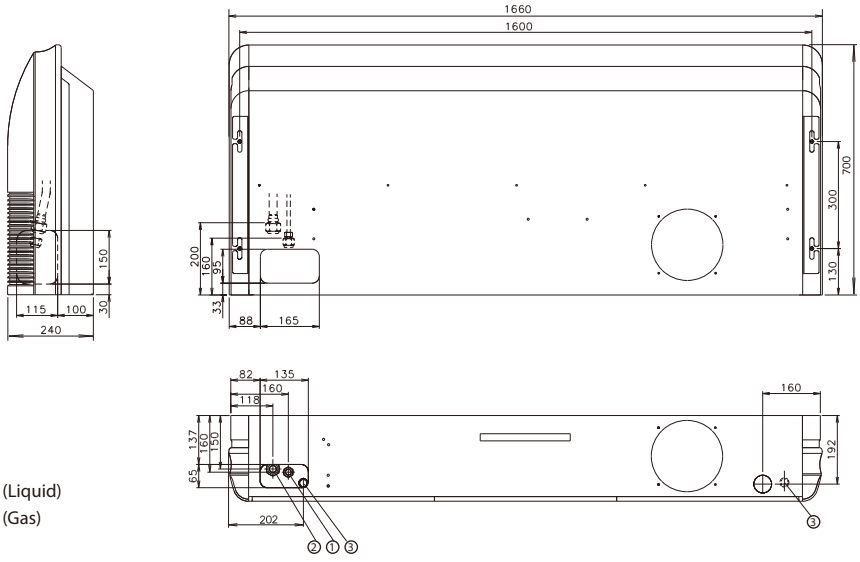

① Refrigerant pipe flare connection (Liquid)
② Refrigerant pipe flare connection (Gas)
③ Drain pipe connection

Wall-mounted type



DC FAN

Highly-efficiency, compact design

The 004-014 models share the same design.
The high-density and large heat exchanger achieves a highly-efficiency and compact design.
The compact body blends in well with conference rooms and offices, providing comfortable air conditioning.

High-density heat exchanger



Slim tube design: 5 mm

Greater heat-exchanging capacity is achieved through the use of a high-density heat exchanger and a sub-heat exchanger.



More comfortable airflow

The unique power diffuser provides comfortable air conditioning.

Heating

The vertical airflow provides powerful floor-level heating.



Cooling

The left/right airflow avoids blowing cool air directly at the occupants in a room.



Quiet operation & 6-Step Fan Speed Control

The airflow structure achieves significant noise reduction. Multistep airflow adjustment to suit the environment

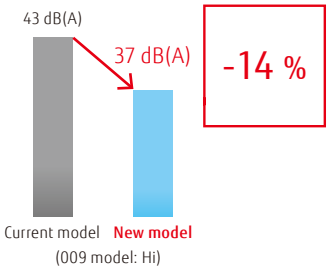



* Remote controller is compatible with the following:
UTY-RNRGZ5/UTY-RLRG/UTY-RSRG/UTY-RHRG/UTY-DCGGZ2/UTY-ALGXZ1/UTY-APGXZ1

The Occupancy sensor contributes to further energy savings.

Energy saving operation starts automatically by detecting the motion of a person. Two modes of save operation mode and stop mode can be selected.

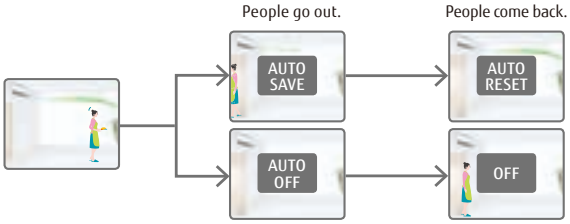

Model: ASHA004GCGH/ASHA007GCGH/ASHA009GCGH
ASHA012GCGH/ASHA014GCGH

[external EEV]
ASHE004GCEH/ASHE007GCEH/ASHE009GCEH
ASHE012GCEH/ASHE014GCEH



Specifications

Model name			ASHA004GCGH	ASHA007GCGH	ASHA009GCGH	ASHA012GCGH	ASHA014GCGH	ASHE004GCEH	ASHE007GCEH	ASHE009GCEH	ASHE012GCEH	ASHE014GCEH
Power source			Single phase, ~230 V, 50 Hz					Single phase, ~230 V, 50 Hz				
Capacity	Cooling	kW	1.1	2.2	2.8	3.6	4.0	1.1	2.2	2.8	3.6	4.0
	Heating		1.3	2.8	3.2	4.0	4.5	1.3	2.8	3.2	4.0	4.5
Input power		W	12	19	20	25	36	12	19	34	25	36
Airflow rate	High	m^3/h	450	550	610	690	800	450	550	610	690	800
	Med-High		430	510	560	610	740	430	510	560	610	740
	Med		400	470	510	560	680	400	470	510	560	680
	Med-Low		380	410	440	530	610	380	410	440	530	610
	Low		360	360	360	470	550	360	360	360	470	550
	Quiet		310	310	310	330	330	310	310	310	330	330
Sound pressure level	High	dB(A)	31	34	37	40	44	31	35	43	40	44
	Med-High		30	32	35	37	42	30	32	38	37	42
	Med		28	30	32	35	40	28	30	34	35	40
	Med-Low		27	28	29	33	37	27	27	29	33	37
	Low		26	26	26	30	34	26	24	24	30	34
	Quiet		22	22	22	24	24	22	22	22	24	24
Net Dimensions (H × W × D)		mm	268 × 840 × 203					268 × 840 × 203				
Weight		kg (lbs)	8.0 (18.0)	8.5 (19.0)	8.5 (19.0)	8.5 (19.0)	8.5 (19.0)	8.0 (18.0)	8.5 (19.0)	8.5 (19.0)	8.5 (19.0)	8.5 (19.0)
Connection pipe diameter	Liquid (Flare)	mm	6.35	6.35	6.35	6.35	6.35	6.35	6.35	6.35	6.35	6.35
	Gas (Flare)		9.52	9.52	9.52	12.70	12.70	9.52	9.52	9.52	12.70	12.70
Drain Hose Diameter (I.D./O.D.)			13.8/15.8 to16.7					13.8/15.8 to16.7				
EV kit (optional)			–					UTR-EV09XB			UTR-EV14XB	

Note: Specifications are subject to the following conditions:
Cooling: Indoor temperature of 27°CDB/19°CWB, and outdoor temperature of 35°CDB/24°CWB.
Heating: Indoor temperature of 20°CDB/(15°CWB), and outdoor temperature of 7°CDB/6°CWB.
Pipe length: 7.5 m; Height difference between outdoor unit and indoor unit: 0 m. Voltage: 230 [V]
When connecting ASH*004G**H, ASH*007G**H, ASH*009G**H to an outdoor unit other than the outdoor unit of the J-IVL Series, the gas pipe diameter should be Ø12.70 mm.

Optional parts

*For more details, please refer to the chapter "Optional parts".

External power supply unit: UTZ-GXXA, UTZ-GXXC*
WLAN adapter: UTY-TFSXZ1
Silver Ion Filter : UTR-FA16-5

Dimensions

(Unit: mm)

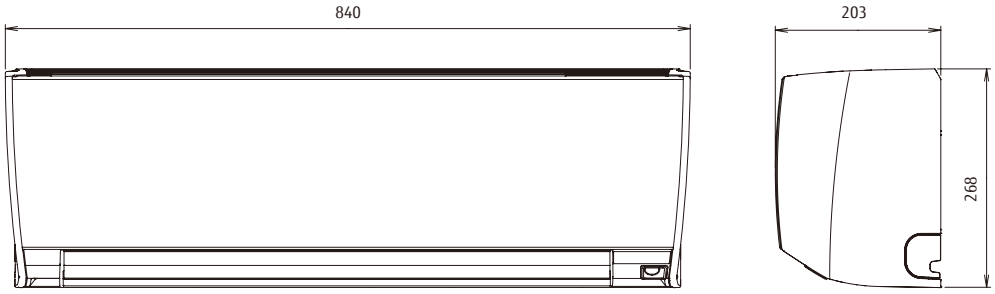

Wall-mounted type



DC FAN

Powerful & Comfort airflow

Powerful Airflow

(ASHA030GTEH)



Power diffuser

(ASHA18/24GBCH)

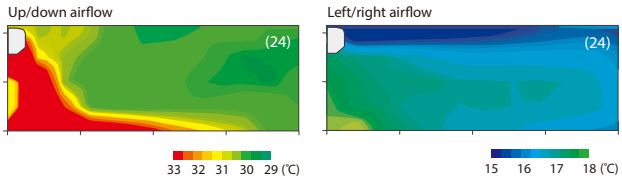

Occupancy sensor (ASHA030/034GTEH only)

The Occupancy sensor detects the movements of people to suppress operation when people are in the room, automatically reducing power consumption to save electricity bills.

* UTY-RNRGZ5 Wired remote controller with touch panel and UTY-DCGGZ2 Central remote controller only



6-step fan speed control for quiet operation

The airflow structure achieves significant noise reduction. A 6-step sound level setting allows for multiple-step silent operations.

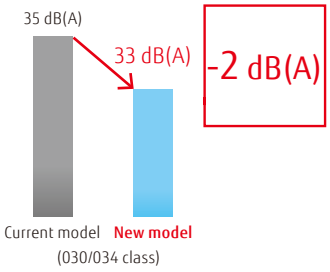

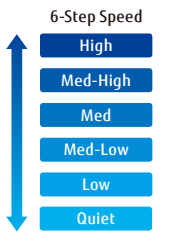



* Remote controller is compatible with the following: UTY-RNRGZ5/UTY-RLRG/UTY-RSRG/UTY-RHRG/UTY-DCGGZ2/UTY-ALGXZ1/UTY-APGXZ1

Model: ASHA18GBCH/ASHA24GBCH

ASHA030GTEH/ASHA034GTEH



ASHA18/24GBCH



ASHA030/034GTEH

Specifications

Model name			ASHA18GBCH	ASHA24GBCH	ASHA030GTEH	ASHA034GTEH
Power source			Single phase, ~230 V, 50 Hz		Single phase, ~230 V, 50 Hz	
Capacity	Cooling	kW	5.6	7.1	9.0	10.0
	Heating		6.3	8.0	10.0	11.2
Input power		W	32	60	74	103
Airflow rate	High	m^3/h	840	1,100	1,440	1,620/1,520
	Med-High		-	-	1,200	1,300
	Med		770	910	1,050	1,120
	Med-Low		-	-	940	980
	Low		690	730	890	890
	Quiet		-	-	700	700
Sound pressure level	High	dB(A)	41	48	53	55/54
	Med-High		-	-	49	51
	Med		39	43	45	47
	Med-Low		-	-	42	43
	Low		35	35	39	39
	Quiet		-	-	33	33
Net Dimensions (H × W × D)		mm	320 × 998 × 238	320 × 998 × 238	340 × 1,150 × 280	340 × 1,150 × 280
Weight		kg (lbs)	15 (33)	15 (33)	18 (40)	18 (40)
Connection pipe diameter	Liquid (Flare)	mm	6.35	9.52	9.52	9.52
	Gas (Flare)		12.70	15.88	15.88	15.88
Drain Hose Diameter (I.D./O.D.)			12/16		13.8/15.8 to16.7	

Note: Specifications are subject to the following conditions:
Cooling: Indoor temperature of 27°CDB/19°CWB, and outdoor temperature of 35°CDB/24°CWB.
Heating: Indoor temperature of 20°CDB/(15°CWB), and outdoor temperature of 7°CDB/6°CWB.
Pipe length: 7.5 m; Height difference between outdoor unit and indoor unit: 0 m. Voltage: 230 [V].
When connecting ASHA18GBCH to an outdoor unit other than the outdoor unit of the J-IVL Series, the pipe diameter should be Ø9.52/Ø15.88 mm (Liquid/Gas).

Optional parts

*For more details, please refer to the chapter "Optional parts".

External power supply unit: UTZ-GXXA (030/034)
WLAN adapter: UTY-TFSXZ1 (030/034)
Silver Ion Filter: UTR-FA13-3

Dimensions

(Unit: mm)

Models: ASHA18/ASHA24

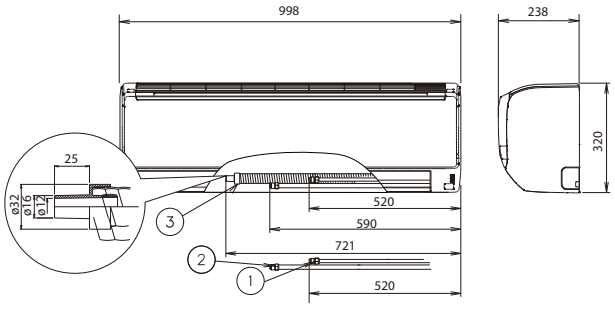

Models: ASHA030/ASHA034

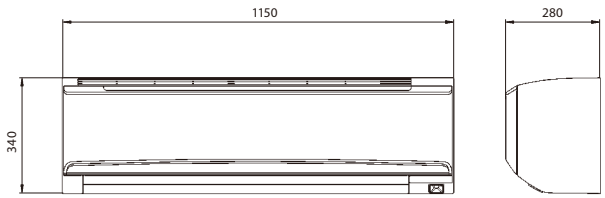

① Refrigerant pipe flare connection (Liquid)
② Refrigerant pipe flare connection (Gas)
③ Drain pipe connection



Residential, Commercial & Light Commercial

VENTILATION

VENTILATION Lineup

Vn-002 Energy Recovery Ventilator
Vn-004 DX kit for Air handling applications
- for VRF Outdoor unit

Vn-006 DX kit for Air handling applications
- for Single Split Outdoor Units

Vn-008 AIR HANDLING UNIT

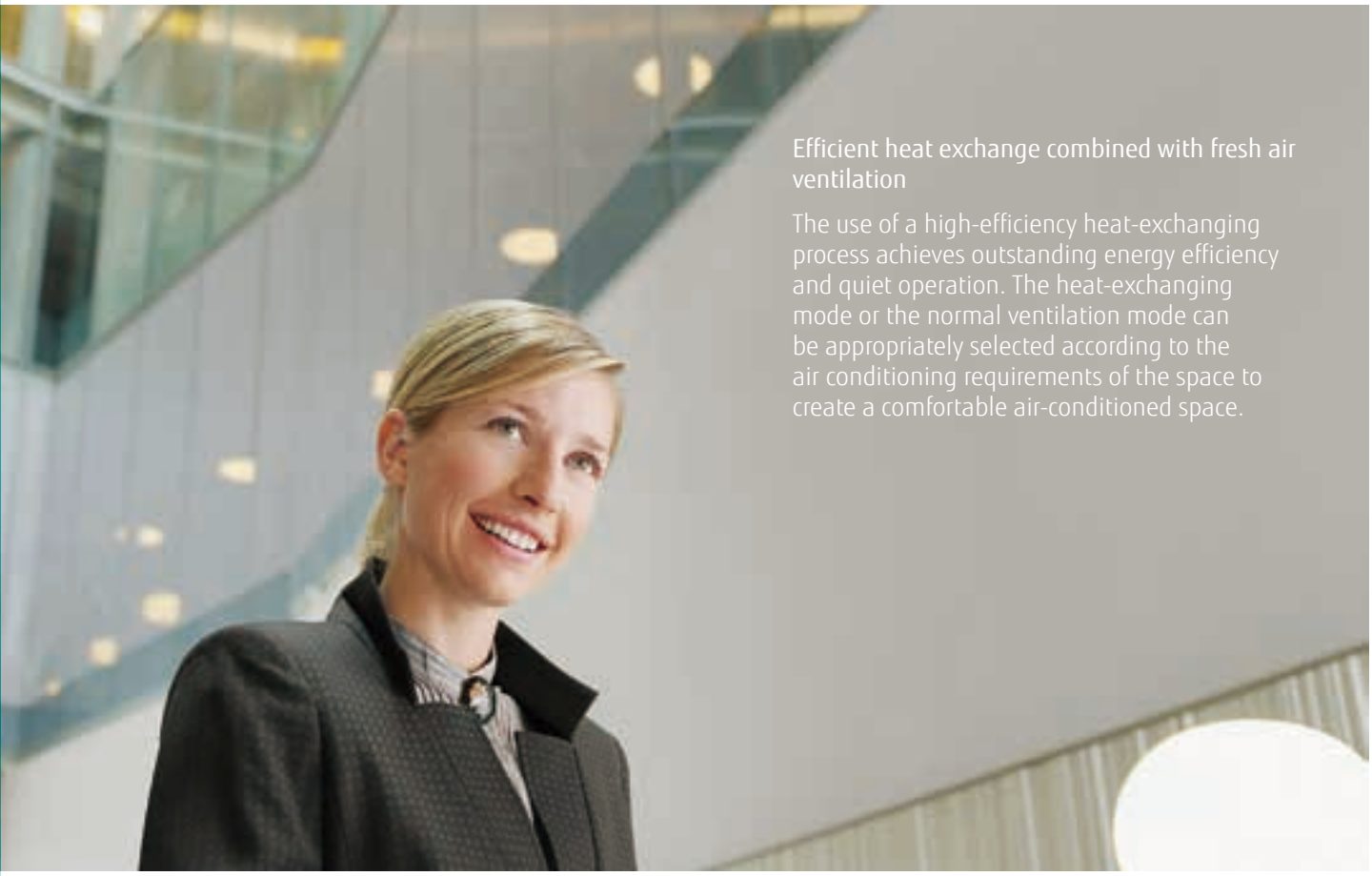

Efficient heat exchange combined with fresh air ventilation

The use of a high-efficiency heat-exchanging process achieves outstanding energy efficiency and quiet operation. The heat-exchanging mode or the normal ventilation mode can be appropriately selected according to the air conditioning requirements of the space to create a comfortable air-conditioned space.

Lineup

Airflow rate (m^3/h)	250	350	500	800	1000
Energy Recovery Ventilator	 UTZ-BD025C	 UTZ-BD035C	 UTZ-BD050C	 UTZ-BD080C	 UTZ-BD100C

Connectable capacity class (kW)	5.0	6.3	8.0	10.0	12.5	14.0	20.0	25.0	40.0	50.0
DX kit for Air handling applications for VRF Outdoor unit	 EEV unit UTP-VX30A	 Control unit UTY-VDGX		 EEV unit UTP-VX60A	 Control unit UTY-VDGX		 EEV unit UTP-VX90A	 Control unit UTY-VDGX	 EEV unit UTP-VX90A × 2	 Control unit UTY-VDGX

Connectable capacity class (kW)	3.5 - 22.0
DX-kit for Air handling applications for VRF Outdoor unit	 UTY-XDZX

Connectable capacity class (kW)	25 - 96
Air handling unit	 AHHA / AHHB / AHHC / AHHD / AHHE

Energy Recovery Ventilator



The energy recovery ventilator unit provides energy efficiency for comfort and improved savings.

Heat exchange ventilation and normal ventilation

Heat exchange ventilation
When a room is cooled or heated, the exhausted cooling or heating energy is recovered by heat exchange ventilation.

Normal ventilation
Used when the indoor space does not require cooling or heating, i.e., when there is little temperature difference between the indoor and outdoor environments.

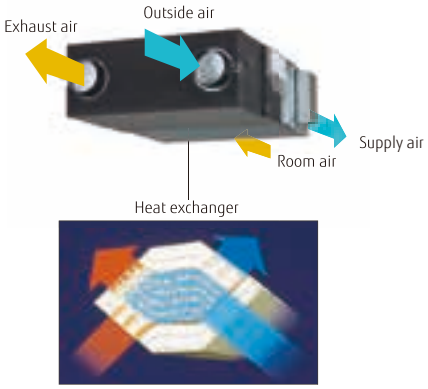

A high-efficiency counter-flow heat-exchanging element is used in the setup.

Energy efficiency and ecology

The use of a counter-flow heat-exchanging element, designed to recover up to 77% of heat from the outgoing air, significantly reduces energy consumption. The air conditioning load is reduced by approximately 20%, which results in substantial savings in energy cost.

Comparison of heat-exchanging elements

Air flows in a straight line through a crossflow element. In contrast, air flows for a longer time (a longer distance) through a counter-flow element to achieve more consistent heat-exchanging performance.

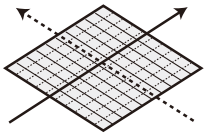

Other element
(Cross-flow element)

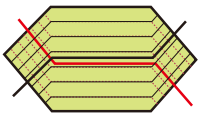

Fujitsu element
(Counter-flow element)

Quiet operation

Significantly lower noise levels are achieved by reducing pressure loss.

25.5dB
(UTZ-BD035C)

Extended range of external static pressure

The use of a powerful fan motor improves the external static pressure. This allows it to be installed in a variety of buildings.

Slim design for easier installation

The use of a counter-flow heat-exchanging element made it possible to design a quieter, slimmer unit.

Height **270 mm**
UTZ-BD025C



Height **388 mm**
UTZ-BD080C/BD100C



Height **317 mm**
UTZ-BD035C/BD050C



Reverse-mountable direct air supply and exhaust system

Simplifies the duct design, due to its straight ducts for air supply and exhaust. Since each unit can be mounted facing opposite directions, only one inspection hole is needed for two units. This makes duct work easier and more flexible.

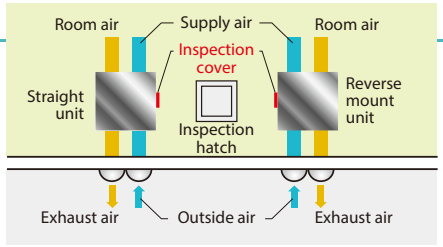

Simple remote operation

Easy operation with connected liquid crystal switch

- Power On/Off
- On/Off Timer
- Air volume High/Low
- Clean filter display
- Heat exchange ventilation and normal ventilation



Model: UTZ-BD025C/UTZ-BD035C/UTZ-BD050C/UTZ-BD080C/UTZ-BD100C



UTZ-BD025C UTZ-BD035C UTZ-BD050C UTZ-BD080C UTZ-BD100C

Specifications

Rated flow rate				250 m³/h	350 m³/h	500 m³/h	800 m³/h	1000 m³/h
Model name				UTZ-BD025C	UTZ-BD035C	UTZ-BD050C	UTZ-BD080C	UTZ-BD100C
Power source				Single phase, ~220 to 240 V, 50 Hz				
Heat Exchange Ventilation	Input power	(Extra high)/High/Low	W	128/123/96	190/185/168	289/225/185	418/378/295	464/432/311
	Airflow rate	(Extra high)/High/Low	m³/h	250/25/190	350/350/240	500/500/440	800/800/630	1,000/1,000/700
	External static pressure	(Extra high)/High/Low	Pa	105/95/45	140/60/45	120/60/35	140/110/55	105/80/75
	Temperature exchange efficiency	(Extra high)/High/Low	356	75/75/77	75/75/78	75/75/76	75/75/76	75/75/79
	Energy exchange efficiency cooling	(Extra high)/High/Low	356	63/63/65	66/66/71	62/62/64	65/65/68	65/65/70
	Energy exchange efficiency heat pump	(Extra high)/High/Low	356	70/70/72	69/69/73	67/67/69	71/71/74	71/71/ 76
	Sound pressure level	(Extra high)/High/Low	dB*	31.5/30.5/26.5	33.0/31.0/25.5	37.5/35.5/32.5	37.5/37.0/34.5	38.5/37.5/34.5
Normal Ventilation	Input power	(Extra high)/High/Low	W	128/123/96	190/185/168	289/225/185	418/378/295	464/432/311
	Airflow rate	(Extra high)/High/Low	m³/h	250/25/190	350/350/240	500/500/440	800/800/630	1,000/1,000/700
	External static pressure	(Extra high)/High/Low	Pa	105/95/45	140/60/45	120/60/35	140/110/55	105/80/75
	Sound pressure level	(Extra high)/High/Low	dB*	31.5/30.5/26.5	33.0/31.0/25.5	38.5/38.0/32.5	37.5/37.0/34.5	40.5/39.5/36.5
Dimensions		W × D × H	mm	882 × 599 × 270	1,050 × 804 × 317	1,090 × 904 × 317	1,322 × 884 × 388	1,322 × 1,134 × 388
Weight			kg	29	49	57	71	83
Outlet duct diameter			mm	150	150	200	250	250
Operating range			℃	-10 to 40	-10 to 40	-10 to 40	-10 to 40	-10 to 40
Maximum humidity			356	85	85	85	85	85

* Noise level measured 1.5 m below the center of the unit

Dimensions

(Unit: mm)

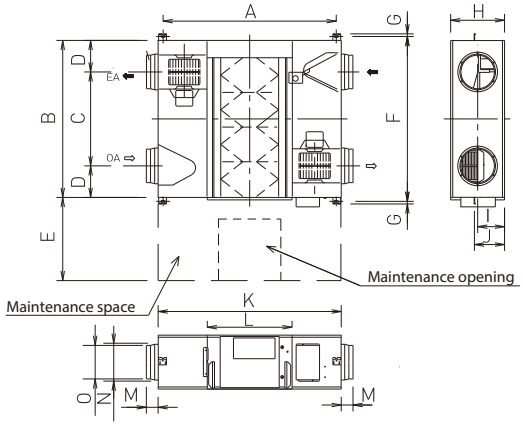

	UTZ-BD025C	UTZ-BD035C	UTZ-BD050C	UTZ-BD080C	UTZ-BD100C
A	810	978	1,018	1,250	1,250
B	599	804	904	884	1,134
C	315	580	640	428	678
D	142	112	132	228	228
E	600	600	600	600	600
F	655	860	960	940	1,190
G	19	19	19	19	19
H	270	317	317	388	388
I	135	159	159	194	194
J	159	182	182	218	218
K	882	1,050	1,090	1,322	1,322
L	414	470	470	612	612
M	95	70	70	85	85
N	Ø164	Ø164	Ø210	Ø258	Ø258
O	Ø144	Ø144	Ø194	Ø242	Ø242

DX kit

for Air handling applications

for VRF Outdoor unit



With these kits, air handling units (AHUs) and fan coil units (FCUs) from other manufacturers can be incorporated into Fujitsu General VRF systems, or one AHU can be connected to one Fujitsu General VRF dedicated outdoor unit to control outdoor air ventilation and room temperatures.

Multiple temperature sensors optimally control an Air handling unit and a fan coil unit.

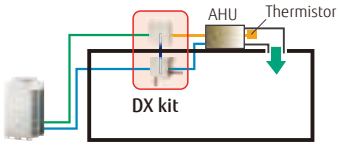

When connected to an Air handling unit, the temperature of supply air is controlled by a discharge air sensor.

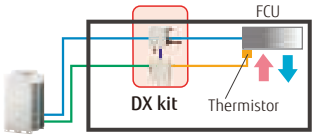

When connected to a fan coil unit, the room temperature is controlled by the discharge air sensor.

Application as part of a VRF system

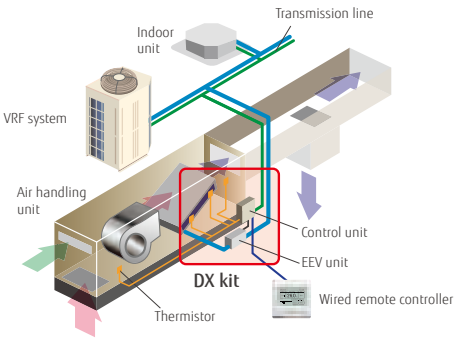

Supports a wide range of capacity classes

- Two EEV units can be connected in parallel to large-capacity units of up to 20 HP (50 kW). (UTP-LX180A separation tube required)
- Connectable capacity range: 5 kW to 50 kW

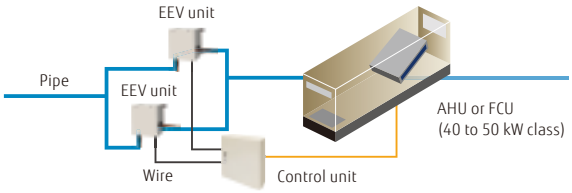

A variety of control options that meet application requirements

Central control enabled by our VRF controllers or central management controllers

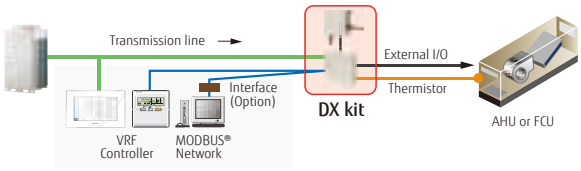

Central control from external controllers

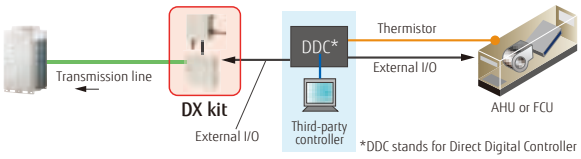

*DDC stands for Direct Digital Controller

Summary of functions

Inputs

- On/Off
- Setting temperature
- Capacity demand
- Heating/Cooling operation modes
- Fault information

Outputs

- On/Off indication
- Fan On/Off indication
- Thermostat On/Off indication
- Defrost indication
- Fault indication

MODBUS® Control

Can be controlled via a MODBUS®-enabled BMS using an optional interface.

Installation requirements

- Connectable VRF Series: All VRF Series
- Capacity range of connectable DX kit systems with outdoor units: 50 to 100% of capacity
- Capacity range of connectable DX kit systems with indoor units: 30% or less of capacity
- Max. wire length from a control unit: 10 m
- Max. pipe length between EEV unit and indoor unit: 5 m
- A control unit (IP54 class) and an EEV unit can be installed outdoors.

Connectable capacity

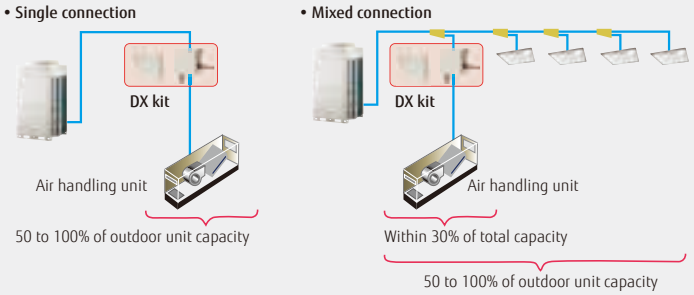

Pipe and wire length

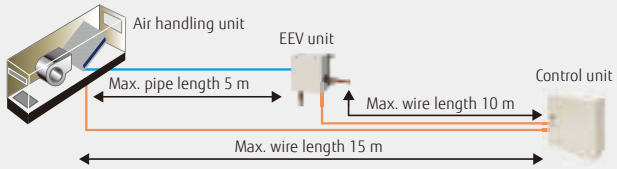

Optional separation tube to connect two EEV units: UTP-LX180A



Control unit: UTY-VDGX
EEV unit: UTP-VX30A/UTP-VX60A/UTP-VX90A



Specifications

Connectable capacity class			5.0 kW	6.3 kW	8.0 kW	10.0 kW	12.5 kW	14.0 kW	20.0 kW	25.0 kW	40.0 kW	50.0 kW
Capacity	Cooling	kW	5.6	6.3	8.0	10.0	12.5	14.0	22.4	25.0	40.0	50.4
	Heating		6.3	7.1	9.0	11.2	14.0	16.0	25.0	28.0	45.0	56.5

Control unit		UTY-VDGX
Power source	V/Ø/Hz	230/1/50
Dimensions (H × W × D)	mm	400 × 400 × 120

EEV unit		UTP-VX30A	UTP-VX60A	UTP-VX90A	UTP-VX90A × 2
Connection pipe diameter (Liquid)	mm	Ø9.53	Ø12.70	Ø12.70	Ø12.70
Dimensions (H × W × D)		160 × 220 × 90			

Note: Specifications are based on the following conditions.
Cooling: Indoor temperature of 27°CDB/19°CWB, and outdoor temperature of 35°CDB/24°CWB.
Heating: Indoor temperature of 20°CDB/(15°CWB), and outdoor temperature of 7°CDB/6°CWB.
Pipe length: 7.5 m Voltage: 230 [V].

DX kit

for Air handling applications

for Single Split Outdoor Units



With this kit, other manufacturers' Air handling units (AHUs) and fan coil units (FCUs) can be incorporated into Fujitsu General Split outdoor units.

Flexible connectivity

This kit allows connections to third-party equipment. This control unit can also be used in conjunction with Fujitsu General single-split outdoor units, providing a perfect solution when a stand-alone Air handling unit is needed.

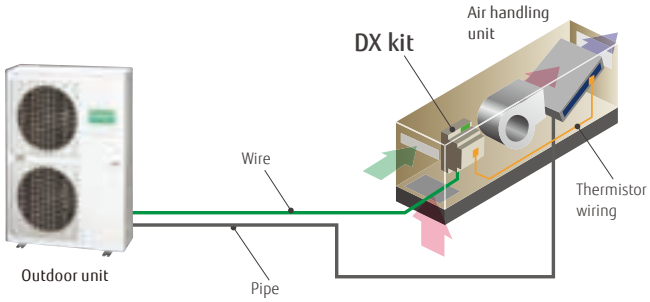

Supports a wide range of capacity classes

Capable of connecting large capacities in the range of 3.5 kW to 22.0 kW (Nominal)



Mobile devices allow for operation from anywhere

Can be operated and managed remotely using your smartphone or tablet.

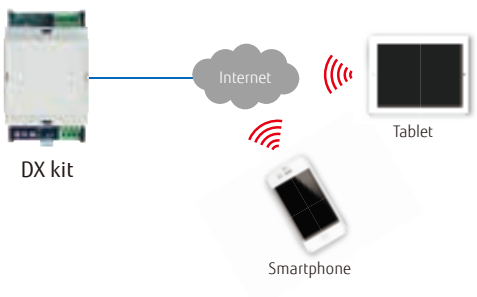

Summary of functions

Inputs

- On/Off
- Heating/Cooling operation modes
- Capacity demand (analogue 0 to 10 V)
- Heat exchanger temperature

Outputs

- Status of Compressor, Defrost, and Errors (Potential free relays)
- Status indicator with LED

Wireless LAN Control

Wireless LAN control through cloud connectivity enables secure remote monitoring and control from anywhere.

Easy installation

- Compact DIN rail mountable enclosure for easy installation
- No expansion devise required
- No separate external power supply required



Model: UTY-XDZX



Specifications

BTU			12	14	18	24	30	36	45	54	60	72	90
Capacity (Nominal)	Cooling	kW	3.5	4.3	5.2	6.8	8.5	9.4	12.1	13.3	15.0	19.0	22.0
	Heating		4.1	5.0	6.0	7.8	10.0	10.8	13.3	15.8	18.0	22.4	27.0

Model name		UTY-XDZX
Power source	V/Ø/Hz	230/1/50
Dimensions (H × W × D)	mm	90.2 × 53.3 × 57.5
Weight	g	110

Note: Specifications are based on the following conditions.
Cooling: Indoor temperature of 27°CDB/19°CWB, and outdoor temperature of 35°CDB/24°CWB.
Heating: Indoor temperature of 20°CDB/(15°CWB), and outdoor temperature of 7°CDB/6°CWB.
Pipe length: 5.0 m Voltage: 230 [V].



Light Commercial & Commercial

AIR HANDLING UNIT

Vn-010 System Overview
Vn-012 AIRSTAGE™ Lineup
Vn-014 Air Handling Units Overview
Vn-016 Features
Structure
Filtration
Thermal Exchange Sections
Fan Section
Humidifier
Heat Recovery Section
Vn-022 Dimensions
Vn-025 Loose Accessories
Vn-026 Total Pressure Drop
Vn-027 Fan Characteristic Curves
Vn-030 Specifications
Vn-032 Control System
– AHU Controller
– System controller (System controller Lite)

EUROVENT CERTIFIED PERFORMANCE
AHU N° 20.12.006
Range AHU for VRF
www.eurovent-certification.com

FUJITSU GENERAL (Euro) GmbH participates in the ECP program for AHU.
Check ongoing validity of certificate:
www.eurovent-certification.com



System Overview

Air handling applications available in Fujitsu General AIRSTAGE™ system realize high energy efficiency and superior comfort to flexibly adapt to the stringent air conditioning requirements and installation conditions of a wide variety of facilities.

The system consists of AIRSTAGE™ outdoor units of 10 to 48 HP and thermal ventilation and air conditioning units for civil and industrial use, covering airflow ranges from 4,300 to 18,100 m³/h with cooling capacities from 25 to 96 kW.



- For AHU control: AHU controller (Only For AHU)
'- For mixed connection control: System controller, or third-party controller with MODBUS® converter



AHU

AIR HANDLING UNIT



Advantages of the System

Full comfort

This system provides clean, Fresh air with advanced filtration and balanced temperatures to increase comfort and air quality in a building.

Simple design, easy installation

Equipped with a DX kit (Electronic Expansion Valve and PCB), AHU facilitates installation design. The AHU model can be easily configured using the Selection Software.

Total solution concept

Integrating an AHU into the building climate control system simplifies the design and installation processes based on a single, common technology. From project follow-up through to installation, commissioning, and maintenance, all procedures are simplified. The above features allow a single installation company to carry out design, installation, and commissioning.

AIRSTAGE™ Lineup

Fujitsu General's AIRSTAGE™ series is a multi-type air conditioning system for buildings tailored to the scale and application of the building.

Capacity (kW)		28.0	33.5	40.0	45.0	50.4	55.9	61.5	67.0	73.5
HP		10	12	14	16	18	20	22	24	26
J-IVL Series		AJH090 LELDH	AJH108 LELDH	AJH126 LELDH	AJH144 LELDH	AJH162 LELDH				
V-IV Series Heat Pump	Space Saving Set Model	AJH090 LALDH	AJH108 LALDH	AJH126 LALDH	AJH144 LALDH	AJH162 LALDH	AJH180 LALDH	AJH198 LALDH	AJH216 LALDH	AJH234 LALDH
	Energy Efficiency Set Model				AJH144 LALDHH		AJH180 LALDHH		AJH216 LALDHH	AJH234 LALDHH





AIRSTAGE™ J-IVL

for Small Offices

Fujitsu General provides air conditioning systems for a wide range of applications, from residences, small offices, hotels, to large retailers.

78.5	85.0	90.0	95.0	100.5	107.0	112.0	118.5	123.5	130.0	135.0
28	30	32	34	36	38	40	42	44	46	48
AJH252 LALDH	AJH270 LALDH	AJH288 LALDH	AJH306 LALDH	AJH324 LALDH	AJH342 LALDH	AJH360 LALDH	AJH378 LALDH	AJH396 LALDH	AJH414 LALDH	AJH432 LALDH
AJH252 LALDHH	AJH270 LALDHH	AJH288 LALDHH	AJH306 LALDHH	AJH324 LALDHH	AJH342 LALDHH	AJH360 LALDHH	AJH378 LALDHH	AJH396 LALDHH		





AIRSTAGE™ V-IV

for Large Office

Smart, cutting-edge design Available in a wide range of models from 10 to 48 HP in 2 HP increments, with the capacity ratio of indoor units connectable up to 100%.

Air handling units Overview

The Air handling unit (AHU) is designed to be connected with AIRSTAGE™ series outdoor units for thermal ventilation and air conditioning of civil and industrial buildings.
With airflow rates ranging from 4,300 to 18,100 m³/h and cooling capacities from 25 to 96 kW, a variety of models and multiple additional modules are available to meet diverse installation needs.

The AHU is made of extruded aluminum profiles and nylon angle bars. The "sandwich-type" double-skin panels (50 mm thick), made of surface coating pre-painted galvanized sheets and high-density polyurethane foam insulation, are fixed to the unit by an aluminum snap-in locking system.

The AHU fan section in the EC inverter Plug Fans provides constant airflow and constant available static pressure with an automatic control system. An electronic device with a pressure sensor mounted in the system and a control sensor on the EC inverter Plug Fans adjust the airflow rate and the available static pressure to keep the airflow constant.



Fan section





Air inlet sections

5 configurations are available

Configuration A
In line with Front damper
For fresh air operation up to 100% external air

Configuration B
In line with Top inlet damper
For fresh air operation up to 100% external air

Configuration C
In line with Inlet mixing box
For fresh air operation up to 20% external air

Configuration D
Double deck with Cross-flow heat exchanger

Configuration E
Double deck with heat wheel





Filters section



Coil section including built-in expansion valve with PCB control



Electrical heating section



Fan section

Photo: Configuration E



Humidification sections



Heat recovery
Cross-flow type



Heat recovery
Heat wheel type



Sound attenuator sections

Feature



Photo: Configuration C

Structure

Section of extruded profile 62 × 62 mm (SNAP-IN system)

- The Air handling units are manufactured with a bearing framework and sandwich paneling.
- The frame is made of extruded anti-corrosive aluminum alloy profile, AlMgSi 0.5- UNI 9006/1.

Mechanical characteristics of extruded aluminium alloy

Denomination	Specific weight (kg/dm^3)	Unitary load of traction break R (kg/mm^2)	Yielding load S (0,2) (kg/mm^2)	Stretch (%)	Brinell hardness (kg/mm^2)
ANTICORODAL 050 UNI 9006/1 EX UNI 3569 (6060) ISO = Al Mg Si 0.5	2,70	20 ÷ 23	16 ÷ 20	12 ÷ 15	60 ÷ 70

Profile

- Fujitsu General's proprietary bearing has an actual size of 62 × 62 mm and an aluminum locking panel system (SNAP-IN system). This system enables uniform tightness of the panels that has not been achieved with the previous self-drilling screw fasteners, and thus ensures a degree of adhesion in excess of 2,500 Pa (10 in.W.G.). This profile, with no internal or external screws, provides a stronger and more beautiful appearance.
- The actual size of the panel used is 50 mm, due to the dimensions of the profile.
- In addition, the profile has no external sharp edges as prescribed by safety and accident prevention guidelines.
- The AHU is certified as meeting the most stringent performance standards.

ErP LOT6 - 2018

- Fujitsu General units and all the internal components comply with ErP EcoDesign Directive 2018 Lot 6.
- Fujitsu General units comply with the European Standards UNE EN 1886 with respect to thermal and mechanical performances.

(Unit: mm)

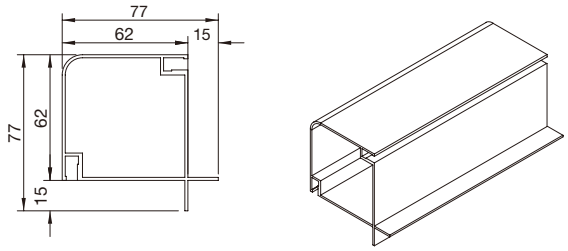

Paneling

The panels are a double-skin sandwich type made of galvanized steel, with polyurethane foam insulation of a minimum density of 45 kg/m³ and an actual thickness of -50 mm.

The composition of the panel is as follows:

Inner skin: hot-dip galvanized sheet (galvanization thickness of not less than 140 g/m²), 5/10 mm thick

Insulation: rigid polyurethane foam (minimum density of 45 kg/m³, thermal conductivity 0.018 ÷ 0.024 w/m²•°C)

Outer skin: hot-dip, pre-painted galvanized sheet (galvanizing thickness of not less than 140 g/m²), 6/10 mm thick

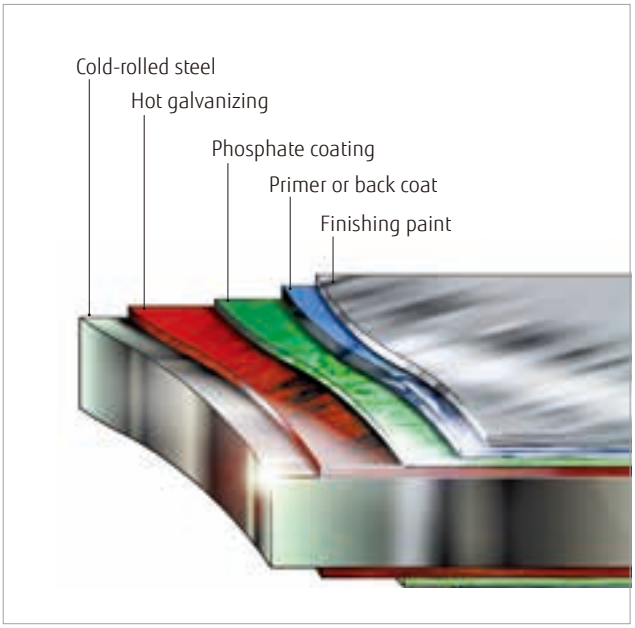

PRE-PAINTED GALVANIZED STEEL SHEET

Features of steel sheets

Hot-dipped galvanized steel sheet Fe P02 GZ 140 UNI EN 10142 with galvanization of not less than 140 g/m², 6/10 mm thick

Pre-painted steel sheet, 6/10 mm thick, with base support made of hot-dip galvanized steel with galvanization of not less than 140 g/m² EURONORM 142-79, a white-grey coating with excellent weather resistance. The protective system consists of a dry film of 25 µm on the exposed skin, and of a dry film of 5 µm on the non-exposed skin.

Film hardness: F on the Koh-i-Noor scale

Other chemical and physical properties:

- Resistance to salt spray exceeding 250 hours
- Resistance exceeding 1,000 hours in 100% relative humidity (ASTM D 714)
- Film resistance to cleaving and adhesion after bending (ECCA T7).

The exposed surface of the steel plate is covered with a self-adhesive PVC film to prevent damage during the manufacturing process and transportation.

Base frame

The bearing base frame is made of galvanized steel, the outline of which is pressure bent, bolted or welded, depending on the configuration of the unit.

Each part can be elevated and lowered, making it suitable for water and drain pipe.

The perimeter base frame is 100 mm high, C-shaped and bolted on all units.

The base frames for all of the above solutions are made of galvanized steel with a thickness of at least 2 mm.



SECTION VIEW
The baseframe is flush with the panel.

Covering Roof (TT - Accessory)

- Units that are installed outdoors or that are frequently exposed to the weather can be fitted with a hot galvanized steel roof (with a galvanization of 140 g/m² or higher) as an accessory element.
- The roof overhang relative to the outer length of the unit is about 100 mm.
- All roof corners are equipped with protectors to prevent accidents.

Filtration

Plate Filters COARSE 55%



The plate filter filters air at low and medium efficiency.

- Plate filters are generally used as pre-filters to maintain the efficiency of the filters installed downstream for longer.
- Plate filters are installed on guides fixed inside the unit. In this case, the air by-pass will be minimal.

Plate filters are widely used due to the following features:

- Easy to remove
- Easy to obtain spare parts
- Highly regenerable, they can be cleaned with warm water and soap or common household detergent.

Features of Plate filters

- Galvanized steel sheet frame 48 mm thick
- Support containing net made of galvanized electrowelded wire
- Filtering material made of synthetic fiber with a filtration efficiency of COARSE 55%

Filtration

Bag Filters ePM1 50%



N.B.: ePM1 50% bag filters are mandatory to comply with ECODESIGN ErP 2016.

Bag filters are characterized by a large filtration area due to their bag-like shape, which greatly reduces the airflow velocity as the air passes through the filter.

The bags are installed on a galvanized slide and can be removed from the side. This filtering section includes an access door.

Features of soft bag filters

- Efficiency of ePM1 50%
- 287 mm deep
- Filter material made of fiberglass
- Galvanized steel sheet frame
- 80% of the material is recyclable
- Can be used even at 100% relative humidity.

Thermal Exchange Sections

DX Coil



Contents

- DX coil with copper tubes and aluminum fins, specifically designed to ensure a high thermal exchange rate and an excellent ratio of sensible and latent heat;
- One distributor and one electronic expansion valve for each circuit are connected to the control PCB, and the control PCB is located in close proximity to avoid interference, immunity, and electromagnetic interference problems;
- The temperature probes installed at the front, rear, and middle of the coil provide data to the control PCB, which in turn determines the opening of the electronic expansion valve according to the work point and the setpoint;

In multi-module units, the cooling circuits are interlaced to ensure full utilization of the exchange surface and the uniformity of the air being processed even under partial loads. The section includes the control PCB.

Thermal Exchange Sections

Electrical heating



Electrical heating section is used for heating and post-heating processing

The thermal exchange sections consist of:

- Galvanized steel sheet flanged containing frame
- Finned steel tubular heaters on base insulators
- Safety fix thermostat with manual reset
- Electric heating is assumed to have a capacity of up to 36 kW at 400 V/3-phase/50 Hz system.

Fan Section

EC Inverter Plug-Fan



The fan section is equipped with an EC Inverter Plug-Fan.

- EC Inverter Plug-Fans are electronically controlled to adjust the fan speed to provide airflow and static pressure according to the system capacity. By varying the airflow according to the required heat load, the system reduces energy consumption and noise, which is effective especially when partial loads are applied.
- The EC Inverter Plug-Fans allow the user to set various working conditions to meet the needs of the unit directly on site from the control panel on the Electrical Board section. If the wind is weaker than expected, for example, the operating conditions can be changed and adjusted with ease.
- Compared to traditional plug fans, the use of EC inverter technology has greatly improved the overall efficiency and acoustic properties of fans. The blade geometry with a diagonal trailing edge has positive effects on the aerodynamic performance and on the smoothness of fan rotation. The same holds true for the contour of the mounted nozzle.
- By integrating the EC motor directly into the impeller with the fan, the overall dimensions of the section can be minimized. There is no need for the commonly used belt drive between the motor and the fan. This reduces the amount of installation required and associated installation work.
- The EC inverter Plug Fans substantially exceed the requirements for energy efficiency class A+ requirements listed in the German Manufacturers Association RLT Directive 01 "General Requirements for Ventilation and Air Conditioning Equipment" and in the ErP2015 standards respectively.
- The EC inverter Plug Fans used in the fan section of the AHU provide constant airflow and constant available static pressure with an automatic control system. An electronic device with a pressure sensor mounted in the system and a control sensor on the EC inverter Plug Fans adjust the airflow rate and the available static pressure to keep the airflow constant.

Humidifier



Electrode humidifiers specifically designed for installation inside Air handling units

- The humidifier consists of two electrically connected parts: a hydraulic part and a control unit based on a microprocessor board. The hydraulic part is completely inserted into the AHU, and sits on top of the drain tank immediately downstream of the cooling coil.
- This control is fully integrated into the microprocessor in the AHU.
- The hydraulic boiler consists of a plastic polypropylene channel with a cross section of 33 cm × 16 cm high and a length proportional to the width of the AHU. Stainless steel electrodes are placed vertically inside the boiler, connected to the power supply, and are easily removable. The plastic lid is inclined so that any condensation will drain into the boiler in order to avoid power losses.
- Narrow longitudinal slots between the plastic sections allow air to fill the entire length of the AHU section by outputting the generated steam.
- This prevents condensate from being generated in the pipes and also prevents the steam pressure in the boiler from rising due to clogging of the steam pipes.

On one side of the kettle, there is a body for hydraulic management of the system, which can be easily accessed after installation.

- Maximum water level sensor
- The drainage block is specially designed to empty the tank of water and limestone debris without blocking the tank or interrupting the flow of water, allowing the work to be done without applying pressure.

An electronic rotation sensor grafted to the pivot motor communicates with the microprocessor to manage correct operation, and any malfunctions are indicated on the display.

Heat Recovery Section

Cross-flow heat recovery



The efficiency of the recovery unit is up to 85%.

- The fixed plate static recovery units are air-to-air with no moving parts, making the system reliable and safe. The air moves in a cross flow, where heat is transferred directly from the hotter stream to the cooler stream. The efficiency of the recovery unit is up to 85%.
- This type of heat exchanger is made of pressed aluminum sheets and is housed at various intervals depending on the type of use.
- The edges are sealed to prevent renewed air from being contaminated from polluting agents contained in exhaust air.

Normal supply is assumed to be as follows:

- Recovery units with aluminum fins
- Cell prefilters COARSE 55% (85% efficiency) installed on the fresh air side
- Galvanized steel sheet drain pan to collect possible condensation

Heat Recovery Section

Heat Wheel Recovery Units



The principle of operation is as follows:

- The exhaust air travels across the semi-circular rotor sector, transferring some of its heat to the metal mass. As the exhaust passes through the half circular rotor sector, it transfers heat to the metal parts, which in turn transfers the heat to the fresh, cool air drawn in from outside through the other side of the half circular rotor sector, thus allowing ventilation without cooling the room. When the rotor is of the hygroscopic type, the humidity contained in the exhaust air will also be partially transferred to the regenerative air.
- The terms "warm air" and "cold air" as used above are valid for the winter operating cycle; in the summer operating cycle, the functions of heat and humidity transfer and absorption are reversed.

Typically, these types of recovery units consist of:

- Aluminum rotor
- Galvanized steel sheet frame
- Constant speed electric gearmotor

Dimensions

Configurations A

1

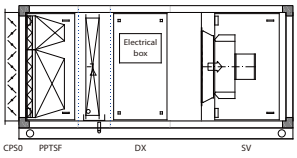

2

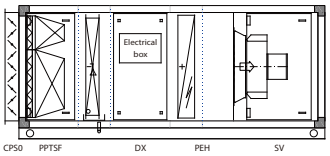

3

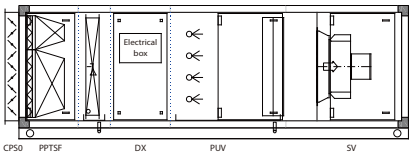

4

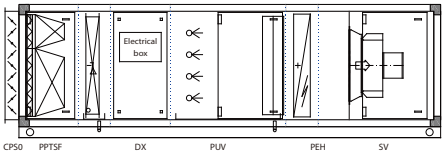

Model name	Config.	H (mm)	W (mm)	L (mm)	kg	L (with silencer) (mm)
AHHA025GWAA	1	1,064	1,154	2,619	611	3,529
AHHA025GWAB	2	1,064	1,154	3,109	679	4,019
AHHA025GWAC	3	1,064	1,154	2,619	629	3,529
AHHA025GWAD	4	1,064	1,154	3,109	697	4,019
AHHA040GWAA	1	1,199	1,354	2,749	844	3,659
AHHA040GWAB	2	1,199	1,354	3,319	931	4,229
AHHA040GWAC	3	1,199	1,354	2,749	865	3,659
AHHA040GWAD	4	1,199	1,354	3,319	952	4,229
AHHA048GWAA	1	1,309	1,574	2,749	921	3,659
AHHA048GWAB	2	1,309	1,574	3,319	1,023	4,229
AHHA048GWAC	3	1,309	1,574	2,749	944	3,659
AHHA048GWAD	4	1,309	1,574	3,319	1,046	4,229
AHHA080GWAA	1	1,544	2,074	3,189	1,542	4,099
AHHA080GWAB	2	1,544	2,074	3,839	1,701	4,749
AHHA080GWAC	3	1,544	2,074	3,189	1,570	4,099
AHHA080GWAD	4	1,544	2,074	3,839	1,729	4,749
AHHA096GWAA	1	1,789	2,250	3,189	1,691	4,099
AHHA096GWAB	2	1,789	2,250	3,839	1,869	4,749
AHHA096GWAC	3	1,789	2,250	3,189	1,724	4,099
AHHA096GWAD	4	1,789	2,250	3,839	1,899	4,749

Configurations B

1

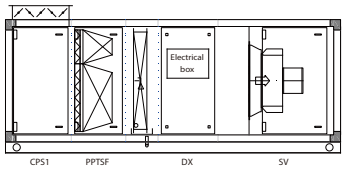

2

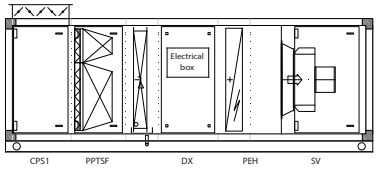

3

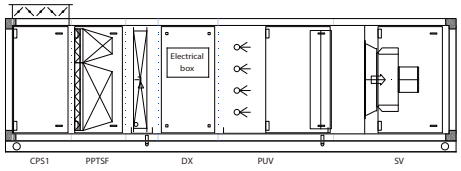

4

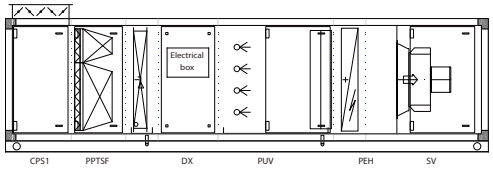

Configurations C

1

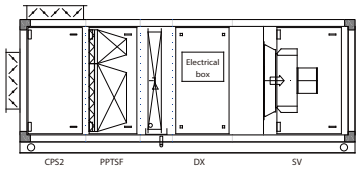

2

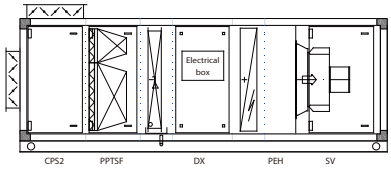

3

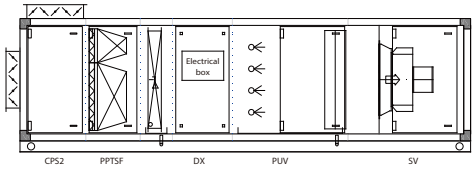

4

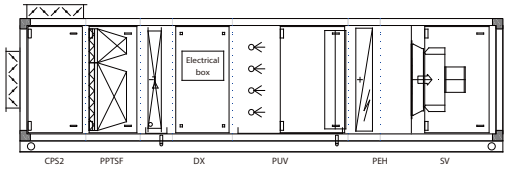

Model name	Config.	H (mm)	W (mm)	L (mm)	kg	L (with silencer) (mm)
AHHB025GWAA	1	1,179	1,154	2,854	628	3,764
AHHB025GWAB	2	1,179	1,154	3,344	696	4,254
AHHB025GWAC	3	1,179	1,154	2,854	646	3,764
AHHB025GWAD	4	1,179	1,154	3,344	714	4,254
AHHB040GWAA	1	1,314	1,354	3,084	873	3,994
AHHB040GWAB	2	1,314	1,354	3,654	960	4,564
AHHB040GWAC	3	1,314	1,354	3,084	894	3,994
AHHB040GWAD	4	1,314	1,354	3,654	981	4,564
AHHB048GWAA	1	1,424	1,574	3,084	953	3,994
AHHB048GWAB	2	1,424	1,574	3,654	1,055	4,564
AHHB048GWAC	3	1,424	1,574	3,084	976	3,994
AHHB048GWAD	4	1,424	1,574	3,654	1,078	4,564
AHHB080GWAA	1	1,659	2,074	3,624	1,591	4,534
AHHB080GWAB	2	1,659	2,074	4,274	1,749	5,184
AHHB080GWAC	3	1,659	2,074	3,624	1,619	4,534
AHHB080GWAD	4	1,659	2,074	4,274	1,777	5,184
AHHB096GWAA	1	1,904	2,250	3,724	1,760	4,634
AHHB096GWAB	2	1,904	2,250	4,374	1,936	5,284
AHHB096GWAC	3	1,904	2,250	3,724	1,790	4,634
AHHB096GWAD	4	1,904	2,250	4,374	1,966	5,284

Model name	Config.	H (mm)	W (mm)	L (mm)	kg	L (with silencer) (mm)
AHHC025GWAA	1	1,179	1,154	2,969	650	3,879
AHHC025GWAB	2	1,179	1,154	3,459	718	4,369
AHHC025GWAC	3	1,179	1,154	2,969	668	3,879
AHHC025GWAD	4	1,179	1,154	3,459	736	4,369
AHHC040GWAA	1	1,314	1,354	3,199	899	4,109
AHHC040GWAB	2	1,314	1,354	3,769	986	4,679
AHHC040GWAC	3	1,314	1,354	3,199	920	4,109
AHHC040GWAD	4	1,314	1,354	3,769	1,007	4,679
AHHC048GWAA	1	1,424	1,574	3,199	980	4,109
AHHC048GWAB	2	1,424	1,574	3,769	1,082	4,679
AHHC048GWAC	3	1,424	1,574	3,199	1,003	4,109
AHHC048GWAD	4	1,424	1,574	3,769	1,105	4,679
AHHC080GWAA	1	1,659	2,074	3,739	1,624	4,649
AHHC080GWAB	2	1,659	2,074	4,389	1,782	5,299
AHHC080GWAC	3	1,659	2,074	3,739	1,652	4,649
AHHC080GWAD	4	1,659	2,074	4,389	1,810	5,299
AHHC096GWAA	1	1,904	2,250	3,839	1,799	4,749
AHHC096GWAB	2	1,904	2,250	4,489	1,975	5,399
AHHC096GWAC	3	1,904	2,250	3,839	1,829	4,749
AHHC096GWAD	4	1,904	2,250	4,489	2,005	5,399

Configurations D

1

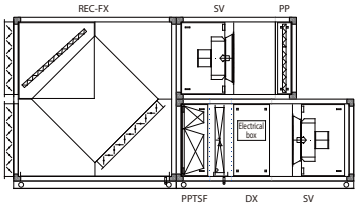

2

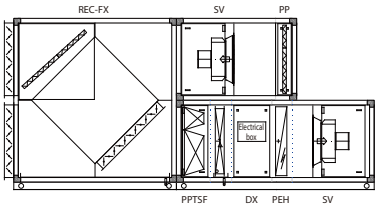

3

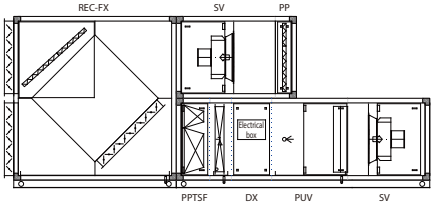

4

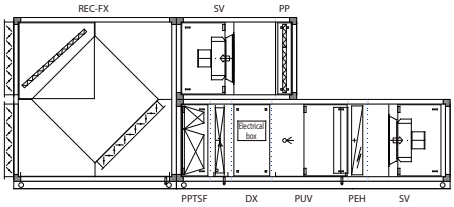

Model name	Config.	H (mm)	W (mm)	L (mm)	kg	L (with silencer) (mm)
AHHD025GWAA	1	2028/1064	1424/1154	4,311	1,259	5,221
AHHD025GWAB	2	2028/1064	1424/1154	4,801	1,327	5,711
AHHD025GWAC	3	2028/1064	1424/1154	4,311	1,277	5,221
AHHD025GWAD	4	2028/1064	1424/1154	4,801	1,345	5,711
AHHD040GWAA	1	2298/1199	1574/1354	4,871	1,750	5,781
AHHD040GWAB	2	2298/1199	1574/1354	5,441	1,837	6,351
AHHD040GWAC	3	2298/1199	1574/1354	4,871	1,771	5,781
AHHD040GWAD	4	2298/1199	1574/1354	5,441	1,858	6,351
AHHD048GWAA	1	2518/1309	1824/1574	4,871	1,978	5,781
AHHD048GWAB	2	2518/1309	1824/1574	5,348	2,080	6,258
AHHD048GWAC	3	2518/1309	1824/1574	4,778	2,001	5,688
AHHD048GWAD	4	2518/1309	1824/1574	5,348	2,103	6,258
AHHD080GWAA	1	2988/1544	2,074	6,161	3,361	7,071
AHHD080GWAB	2	2988/1544	2,074	6,811	3,520	7,721
AHHD080GWAC	3	2988/1544	2,074	6,161	3,389	7,071
AHHD080GWAD	4	2988/1544	2,074	6,811	3,548	7,721
AHHD096GWAA	1	3478/1789	2,250	6,451	3,849	7,361
AHHD096GWAB	2	3478/1789	2,250	7,008	4,025	7,918
AHHD096GWAC	3	3478/1789	2,250	6,451	3,879	7,268
AHHD096GWAD	4	3478/1789	2,250	7,008	4,055	7,918

Configurations E

1

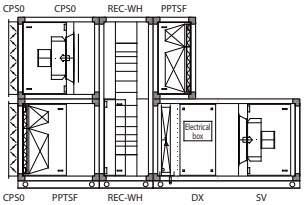

2

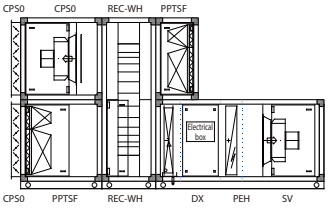

3

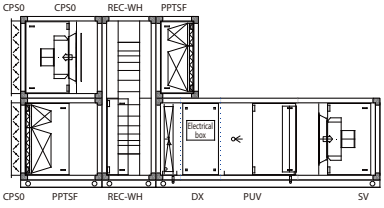

4

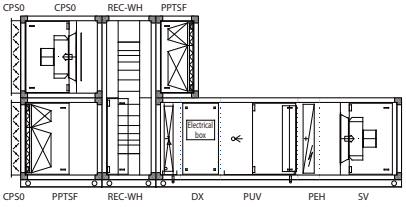

Model name	Config.	H (mm)	W (mm)	L (mm)	kg	L (with silencer) (mm)
AHHE025GWAA	1	2028/1064	1429/1154	3,813	1,150	4,723
AHHE025GWAB	2	2028/1064	1429/1154	4,303	1,226	5,213
AHHE025GWAC	3	2028/1064	1429/1154	3,813	1,168	4,723
AHHE025GWAD	4	2028/1064	1429/1154	4,303	1,244	5,213
AHHE040GWAA	1	2298/1199	1729/1354	4,073	1,571	4,983
AHHE040GWAB	2	2298/1199	1729/1354	4,643	1,658	5,553
AHHE040GWAC	3	2298/1199	1729/1354	4,073	1,592	4,983
AHHE040GWAD	4	2298/1199	1729/1354	4,643	1,679	5,553
AHHE048GWAA	1	2518/1309	1829/1574	4,073	1,696	4,983
AHHE048GWAB	2	2518/1309	1829/1574	4,643	1,798	5,553
AHHE048GWAC	3	2518/1309	1829/1574	4,073	1,719	4,983
AHHE048GWAD	4	2518/1309	1829/1574	4,643	1,821	5,553
AHHE080GWAA	1	2988/1544	2374/2074	4,953	2,753	5,863
AHHE080GWAB	2	2988/1544	2374/2074	5,603	2,912	6,513
AHHE080GWAC	3	2988/1544	2374/2074	4,953	2,781	5,863
AHHE080GWAD	4	2988/1544	2374/2074	5,603	2,940	6,513
AHHE096GWAA	1	3478/1789	2582/2250	4,953	3,035	5,863
AHHE096GWAB	2	3478/1789	2582/2250	5,603	3,211	6,513
AHHE096GWAC	3	3478/1789	2582/2250	4,953	3,065	5,863
AHHE096GWAD	4	3478/1789	2582/2250	5,603	3,241	6,513

Silencer PI

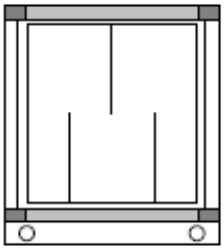

Connectable AHU model name	H (mm)	W (mm)	L (mm)	Kg
AHH* 025GWA*	1064	1154	910	209
AHH* 040GWA*	1199	1354	910	233
AHH* 048GWA*	1309	1574	910	274
AHH* 080GWA*	1544	2074	910	280
AHH* 096GWA*	1789	2250	910	444



Loose Accessories

Galvanized metal sheet roof

Units that are installed outdoors or that are frequently exposed to the weather can be fitted with a hot galvanized steel roof (with a galvanization of 140 g/m² or higher) as an accessory element.
The roof overhang relative to the outer length of the unit is about 100 mm. All roof corners are equipped with protectors to prevent accidents.

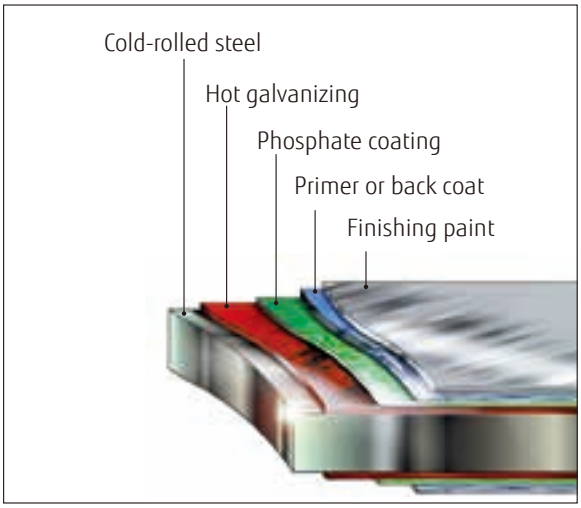

Total Pressure Drop Calculation

Air handling units (AHUs) controlled by EC inverter Plug Fans meet a high range of required airflows and static pressures.

The EC Inverter Plug-Fans allow the user to set various working conditions to meet the needs of the unit directly on site from the control panel on the Electrical Board section. If the wind is weaker than expected, for example, the operating conditions can be changed and adjusted with ease.



Selection procedure

- Select the most suitable AHU model according to the airflow rate.
- Based on the required airflow and overall static pressure value, identify the operating point of the airflow static pressure on the curve for the selected fan.

To calculate the overall static pressure value, refer to the component pressure drop table and add the net static pressure required for the plant.

Component pressure drop table

ODU	AHU SIZE	MIN. NOM. MAX.	Airflow	Inlet damper (Config. A-E)	Inlet damper (Config. B-C)	COARSE 55% filters - supply	ePM1 50% filters	DX coil	Silencer	PHE + dampers + COARSE 55% filters - supply	PHE + damper - exhaust	COARSE 55% filters - exhaust (Config. D)	Heat wheel - supply	COARSE 55% filters - supply (Config. E)	ePM1 50% filters (Config. E)	Heat wheel - exhaust	COARSE 55% filters - exhaust (Config. E)	Exhaust damper (Config. E)	Humidifier	Electrical heater
			m³/h	Pa	Pa	Pa	Pa	Pa	Pa	Pa	Pa	Pa	Pa	Pa	Pa	Pa	Pa	Pa	Pa	Pa
10HP	025	MIN.	4,300	1	12	91	156	55	26	206	120	91	162	93	144	159	84	7	-	-
		NOM.	4,500	1	13	98	158	59	28	210	122	95	167	93	146	165	95	8	-	-
		MAX.	5,000	2	16	99	164	71	36	235	147	96	187	95	150	185	96	10	-	-
14 HP	040	MIN.	5,000	1	4	91	138	37	4	154	70	91	116	89	135	114	91	4	-	-
		NOM.	7,200	2	13	87	149	68	10	240	145	87	172	93	144	169	94	8	-	-
		MAX.	8,000	2	16	96	153	82	12	243	165	96	193	94	147	190	96	9	-	-
18 HP	048	MIN.	8,100	1	12	96	153	50	10	225	139	92	167	94	147	165	92	9	-	-
		NOM.	8,600	1	13	97	156	55	11	241	155	93	178	95	149	176	93	10	-	-
		MAX.	9,100	2	15	98	159	60	13	257	171	93	189	95	152	187	93	11	-	-
2X 14 HP	080	MIN.	11,000	1	8	91	140	30	9	148	62	90	121	90	137	119	90	6	-	-
		NOM.	14,500	2	14	94	148	47	16	188	101	93	163	93	143	161	93	10	-	-
		MAX.	16,100	2	17	96	153	56	19	209	122	94	183	94	147	180	94	13	-	-
2X 18 HP	096	MIN.	16,000	1	10	96	152	37	16	157	74	91	146	92	142	144	91	10	-	-
		NOM.	17,300	1	11	97	156	42	19	168	86	92	159	93	145	157	92	11	-	-
		MAX.	18,100	1	13	98	158	46	21	175	93	92	167	93	146	165	92	13	-	-

Fan characteristic curves

Fan type 400 mm

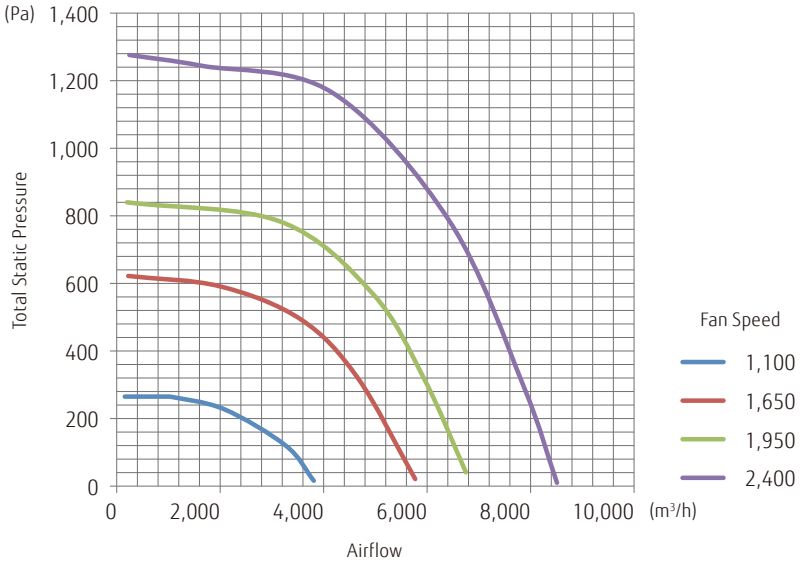

Air flow Rate	Total static pressure	Input power	Fan speed (n)	LwAin	LwAout
m³/h	Pa	W	rpm	dB	dB
156	265	124	1100	63	71
334	265	134	1100	63	70
1002	265	187	1100	62	69
1025	265	181	1100	62	69
2072	228	234	1100	58	66
3275	119	224	1100	62	69
3809	16	173	1100	69	74
223	622	352	1650	75	82
2005	591	642	1650	72	79
3564	493	767	1650	68	75
4656	321	708	1650	71	77
5770	21	487	1650	79	83
200	840	509	1950	79	86
3163	783	1154	1950	74	81
4946	570	1223	1950	74	80
5948	316	1027	1950	78	83
6750	41	773	1950	83	87
245	1276	921	2400	85	92
1649	1244	1497	2400	86	92
4163	1165	2223	2400	81	87
6438	783	2237	2400	81	87
7864	296	1738	2400	86	91
8510	10	1389	2392	89	93

Fan type 560 mm

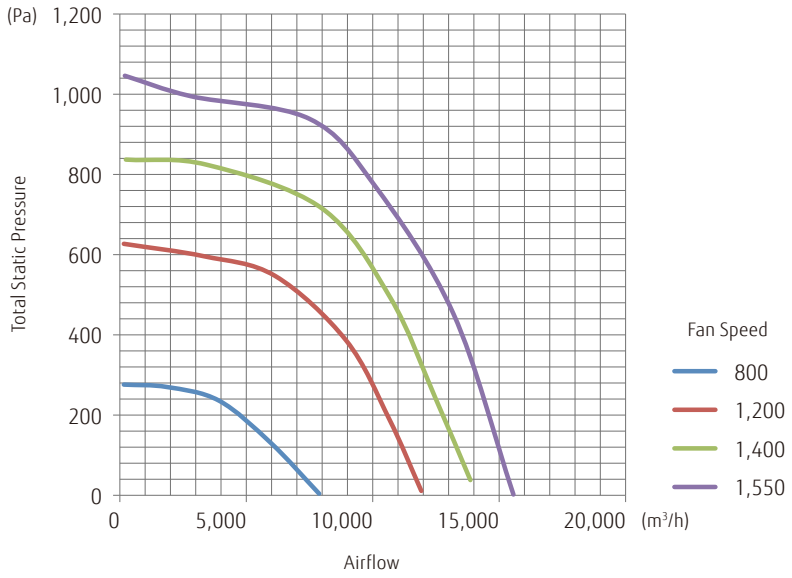

Air flow Rate	Total static pressure	Input power	Fan speed (n)	LwAin	LwAout
m³/h	Pa	W	rpm	dB	dB
158	276	209	800	65	72
1861	270	345	800	65	71
3921	236	438	800	61	67
5980	130	452	800	62	67
7881	4	313	800	69	74
158	627	591	1200	77	83
3327	596	1164	1200	75	82
6139	547	1471	1200	71	77
8950	386	1473	1200	72	78
10653	190	1212	1200	76	82
11921	11	936	1200	80	85
238	837	901	1400	80	87
3446	824	1743	1400	80	87
8000	715	2403	1400	75	81
10693	493	2260	1400	76	82
12475	243	1859	1400	80	86
13861	38	1521	1400	85	89
198	1046	1210	1550	84	90
2812	995	2086	1550	84	91
7485	939	3131	1550	78	84
10059	774	3249	1550	77	84
13188	453	2901	1550	82	88
15564	2	1948	1550	91	94

Fan type 710 mm

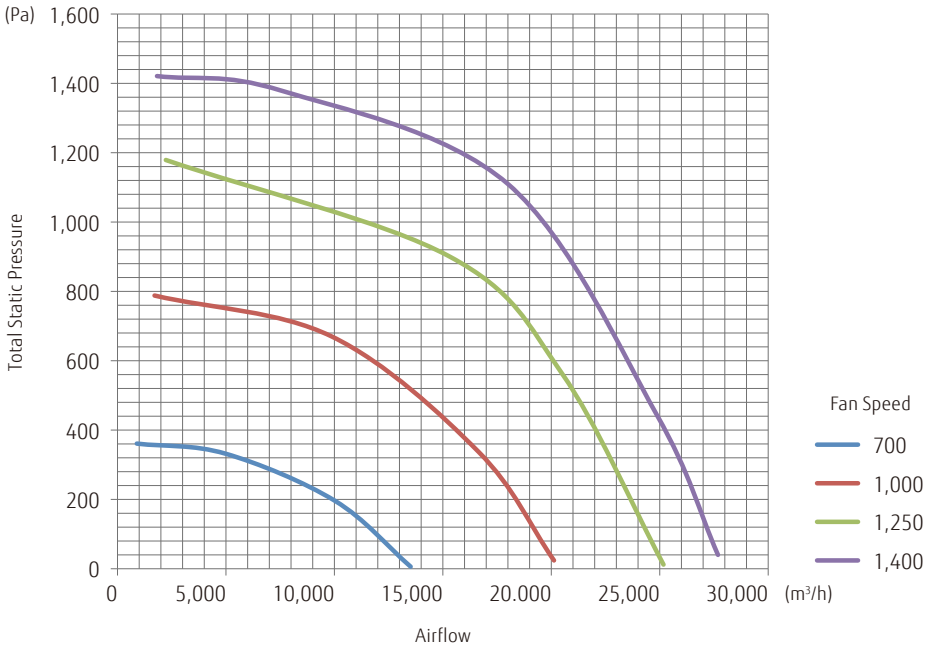

Air flow Rate	Total static pressure	Input power	Fan speed (n)	LwAin	LwAout
m³/h	Pa	W	rpm	dB	dB
891	361	744	700	71	77
4975	332	1290	700	69	74
10025	196	1427	700	69	75
13515	6	880	700	77	83
1708	788	1693	1000	81	88
9876	670	3179	1000	77	83
16634	338	3084	1000	80	86
20124	24	2177	1000	87	93
2228	1179	3015	1250	87	94
15297	901	6054	1250	83	89
20495	563	5794	1250	86	92
25173	12	3857	1250	92	98
1821	1421	3716	1400	89	96
7500	1380	5851	1400	89	95
17996	1110	8301	1400	86	92
24855	445	6916	1400	91	98
27685	40	5271	1400	95	101

Specifications

Configuration A-B-C

Model FG		025	040	048	080	096
Model name		AHHA025GWA* AHHB025GWA* AHHC025GWA*	AHHA040GWA* AHHB040GWA* AHHC040GWA*	AHHA048GWA* AHHB048GWA* AHHC048GWA*	AHHA080GWA* AHHB080GWA* AHHC080GWA*	AHHA096GWA* AHHB096GWA* AHHC096GWA*
Casing						
Material		Outer skin: 0.6 mm thick pre-painted galvanized sheet; Inner skin: 0.6 mm thick galvanized sheet				
Insulation		Polyurethane foam, 50 mm thick, 45 kg/m³				
Performance						
Cooling capacity	kW	25	40	48	78	96
Heating capacity	kW	31.5	45	50	81.5	100
Available static pressure	Pa	200	200	200	200	200
Power supply	V/Ph/Hz	400/3/50	400/3/50	400/3/50	400/3/50	400/3/50
Airflow						
Max.	m³/h	5000	8000	9100	16100	18100
Rated	m³/h	4500	7200	8600	14500	17300
Min.	m³/h	4300	5000	8100	11000	16000
Cross-flow heat recovery						
Efficiency (*)	356	—	—	—	—	—
DX Coil						
Rows	n°	4				
Coil type		25 × 22 - 3/8"				
Coil duty		Cooling/Heating				
Fluid		R410A				
Pipe material		Copper				
Fin material		Aluminum				
Electrical heating						
Stages	n°	3				
Heating capacity	kW	9	15	18	30	36
Humidifier						
Fix steam capacity	kg/h	15	25	30	45	60
Fan						
Type		EC inverter Plug Fan				
Motor data	mm	400	560	560	710	710
	kW	2.4	3.4	3.4	7.3	7.3

Thermal transmittance of casing (TT) class		T3	T3	T3	T3	T3
Thermal bridging factor (TBF) class		TB3	TB3	TB3	TB3	TB3
Casing strength (CS) class		D2 (M)	D2 (M)	D2 (M)	D2 (M)	D2 (M)
Casing air leakage (CAL) class@-400Pa		L2 (M)	L2 (M)	L2 (M)	L2 (M)	L2 (M)
Casing air leakage (CAL) class@ + 700 Pa		> L3 (M)	> L3 (M)	> L3 (M)	> L3 (M)	> L3 (M)
Filter bypass leakage (FBL) class		F9 (M)	F9 (M)	F9 (M)	F9 (M)	F9 (M)

(*) at rated airflow

Model FG	
Model name	
Casing	
Material	
Insulation	
Performance	
Cooling capacity	kW
Heating capacity	kW
Available static pressure	Pa
Power supply	V/Ph/Hz
Airflow	
Max.	m³/h
Rated	m³/h
Min.	m³/h
Heat recovery	
Efficiency (*)	356
DX Coil	
Rows	n°
Coil type	
Coil duty	
Fluid	
Pipe material	
Fin material	
Electrical heating	
Stages	n°
Heating capacity	kW
Humidifier	
Fan	
Type	
Motor data	mm
	kW

Thermal transmittance of casing (TT) class	
Thermal bridging factor (TBF) class	
Casing strength (CS) class	
Casing air leakage (CAL) class@-400Pa	
Casing air leakage (CAL) class@ + 700 Pa	
Filter bypass leakage (FBL) class	

Configuration D					Configuration E				
025	040	048	080	096	025	040	048	080	096
AHHD025GWA*	AHHD040GWA*	AHHD048GWA*	AHHD080GWA*	AHHD096GWA*	AHHE025GWA*	AHHE040GWA*	AHHE048GWA*	AHHE080GWA*	AHHE096GWA*
Outer skin: 0.6 mm thick pre-painted galvanized sheet; Inner skin: 0.6 mm thick galvanized sheet					Outer skin: 0.6 mm thick pre-painted galvanized sheet; Inner skin: 0.6 mm thick galvanized sheet				
Polyurethane foam, 50 mm thick, 45 kg/m³					Polyurethane foam, 50 mm thick, 45 kg/m³				
25	40	48	78	96	25	40	48	78	96
31.5	45	50	81.5	100	31.5	45	50	81.5	100
200	200	200	200	200	200	200	200	200	200
400/3/50	400/3/50	400/3/50	400/3/50	400/3/50	400/3/50	400/3/50	400/3/50	400/3/50	400/3/50
5000	8000	9100	16100	18100	5000	8000	9100	16100	18100
4500	7200	8600	14500	17300	4500	7200	8600	14500	17300
4300	5000	8100	11000	16000	4300	5000	8100	11000	16000
73.3	74.4	74.2	73.7	73.6	75.6	74.7	74.2	75.3	75.6
4					4				
25 × 22 - 3/8"					25 × 22 - 3/8"				
Cooling/Heating					Cooling/Heating				
R410A					R410A				
Copper					Copper				
Aluminum					Aluminum				
3					3				
9	15	18	30	36	9	15	18	30	36
15	25	30	45	60	15	25	30	45	60
EC inverter Plug Fan					EC inverter Plug Fan				
2.4	3.4	3.4	7.3	7.3	2.4	3.4	3.4	7.3	7.3
T3	T3	T3	T3	T3	T3	T3	T3	T3	T3
TB3	TB3	TB3	TB3	TB3	TB3	TB3	TB3	TB3	TB3
D2 (M)	D2 (M)	D2 (M)	D2 (M)	D2 (M)	D2 (M)	D2 (M)	D2 (M)	D2 (M)	D2 (M)
L2 (M)	L2 (M)	L2 (M)	L2 (M)	L2 (M)	L2 (M)	L2 (M)	L2 (M)	L2 (M)	L2 (M)
> L3 (M)	> L3 (M)	> L3 (M)	> L3 (M)	> L3 (M)	> L3 (M)	> L3 (M)	> L3 (M)	> L3 (M)	> L3 (M)
F9 (M)	F9 (M)	F9 (M)	F9 (M)	F9 (M)	F9 (M)	F9 (M)	F9 (M)	F9 (M)	F9 (M)

(*) at rated airflow

Control system

AHU units include a built-in electrical panel and expansion valve with control PCB. Setpoint is fixed via standard wired control.
The cooling load is determined by the air return temperature and the setpoint of the wired control.

AHU Controller

UTY-TXUX



Features

- Easy to install. Control connects to AHU PLC.
- Controls can be installed after the building is decorated.
- Mode lock function: Allows users to lock the operating mode of the AHU.

Easy operation

This remote controller provides an intuitive user interface with a touch screen display.

Functions

- Schedule setting change
- Set temperature and humidity
- Ambient name
- Alarm setting
- Event setting

Specifications

Model name		UTY-TXUX
Format	mm	120 × 86 × 25
Screen resolution		Display touch color 3.5" 320 × 240
Power supply		24 V AC - 24 V AC/DC
Analogue inputs		1 × Integrated NTC
Connectivity		RS485 - MODBUS® SL, USB Micro-B (debug and programming)
Operating temperature		0 – +50 °C

System controller

UTY-APGXZ1 Software

Features

System controller enables advanced integrated monitoring and control of VRF network systems operating in small to large buildings.

- System controller controls up to 4 VRF network systems, 1,600 indoor units, and 400 outdoor units.
- To accommodate facility management needs, the system controller offers—in addition to precise air conditioning control—remote central control, electricity charge apportionment, schedule management, and energy-saving options for VRF network systems.

Max. Controllable
4 VRF network systems

Max. Controllable
400 outdoor units

Max. Controllable
1,600 indoor units



System controller Lite

UTY-ALGXZ1 + UTY-PLGXX2 Software

Features

System controller Lite offers a set of standard functions to manage
air conditioners operating in a small or midsize building.

- System controller Lite controls up to 1 VRF network system, 400 indoor units, and 100 outdoor units.
- In addition to precise air conditioning control, a variety of management-specific applications are available as options, enabling a wider range of control.

Max. Controllable
1 VRF network systems

Max. Controllable
100 outdoor units

Max. Controllable
400 indoor units



Centralized control is also possible to stop the operation of not only air conditioners, but also lighting and ventilation equipment.
These features are useful for managing the energy efficiency of the entire building.



Summary of functions

Function	Type		System controller		System controller Lite				
			UTY-APGXZ1	Option UTY-PEGXZ1	UTY-ALGXZ1	Option UTY-PLGXR2	Option UTY-PLGXA2	Option UTY-PLGXE2	Option UTY-PLGXX2
System specification	Max. number of VRF networks supported		4	–	1	–	–	–	–
	Max. number of indoor unit and remote controller groups per VRF network		400	–	400	–	–	–	–
	Max. number of outdoor units per VRF network		100	–	100	–	–	–	–
	Max. number of indoor units and remote controller groups per system controller		1600	–	400	–	–	–	–
	Max. number of outdoor units per system controller		400	–	100	–	–	–	–
Site supervision	Multiple site display		10	–	10	–	–	–	–
	Number of buildings per site		20	–	–	–	–	–	–
	Number of floors per site		200	–	–	–	–	–	–
	Number of floors per building		50	–	–	–	–	–	–
	3D graphical layout view		●	–	–	–	–	–	–
	2D graphical layout view		●	–	–	–	–	–	–
	List display		●	–	●	–	–	–	–
	Tree display		●	–	●	–	–	–	–
	Group display		●	–	●	–	–	–	–
Error management	Error notification		●	–	●	–	–	–	–
	Audible alarm		●	–	●	–	–	–	–
	E-mail notification of errors		●	–	●	–	–	–	–
History	Error history		●	–	●	–	–	–	–
	Operation history		●	–	●	–	–	–	–
	Control history		●	–	●	–	–	–	–
Operation control	Individual control	On/Off	●	–	●	–	–	–	–
		Operation mode*	●	–	●	–	–	–	–
		Room temperature	●	–	●	–	–	–	–
		Fan speed	●	–	●	–	–	–	–
		Airflow direction	●	–	●	–	–	–	–
		Economy mode	●	–	●	–	–	–	–
		Setting temperature range limitation	●	–	●	–	–	–	–
		Anti-freeze	●	–	●	–	–	–	–
		Low noise setting of outdoor units	●	–	●	–	–	–	–
	Individual management	Setting remote control prohibition	●	–	●	–	–	–	–
		Setting temperature range limitation	●	–	●	–	–	–	–
		Filter sign reset	●	–	●	–	–	–	–
	Other	Memory operations	●	–	●	–	–	–	–
		Pattern operations	●	–	●	–	–	–	–
Schedule	Annual Schedule		●	–	●	–	–	–	–
	Setting for a specific date		●	–	●	–	–	–	–
	On/Off per day		72	–	72	–	–	–	–
	On/Off per week		504	–	504	–	–	–	–
	Day off		●	–	●	–	–	–	–
	Minimum unit of timer setting (minutes)		10	–	10	–	–	–	–
	Weekly schedule for low noise mode		●	–	●	–	–	–	–
Remote management	Web operation		●	–	●	–	–	–	–
	Remote monitoring		●	–	–	●	–	–	–
	Remote operation control		●	–	–	●	–	–	–
	Remote function setting		●	–	–	●	–	–	–
Electricity charge apportionment	Apportionment charge/bill calculation		●	–	–	–	●	–	–
	Tenant (block) setting		●	–	–	–	●	–	–
	Common facilities apportionment setting		●	–	–	–	●	–	–
	Rated power consumption allotment setting		●	–	–	–	●	–	–
	Individual calculations for cooling and heating		–	●	–	–	●	–	–
	Electricity meter supported		–	●	–	–	●	–	–
Energy saving management	Indoor unit rotation		–	●	–	–	–	●	–
	Peak cut control		–	●	–	–	–	●	–
	Capacity saving for outdoor unit		–	●	–	–	–	●	–
	Record of energy saving operation		–	●	–	–	–	●	–
	Information on energy saving		–	●	–	–	–	●	–
	Power consumption monitor		–	●	–	–	–	●	–
	Electricity meter supported			●		–	–	●	–
Control of external devices	Monitor		●	–	–	–	–	–	●
	Control		●	–	–	–	–	–	●
Others	Importing and exporting databases		●	–	●	–	–	–	–
	Automatic clock adjustment		●	–	●	–	–	–	–
	Multiple language support		7 languages	–	7 languages	–	–	–	–
	Refrigerant leak detection function		●	–	●	–	–	–	–
	Power shutdown		●	–	●	–	–	–	–

●●: Available. - : Not available.

Computer requirements

The specifications required for the Computer are shown in the table below:

	System controller	System controller Lite
Operating system	• Microsoft® Windows® 7 Home Premium (32-bit or 64-bit) SP1, Windows® 7 Professional (32-bit or 64-bit) SP1 • Microsoft® Windows® 8.1 (32-bit or 64-bit), Windows® 8.1 Pro (32-bit or 64-bit) • Microsoft® Windows® 10 Home (32-bit or 64-bit), Windows® 10 Pro (32-bit or 64-bit) Supported languages: English, Chinese, French, German, Russian, Spanish, and Polish	
CPU	Intel® CoreTM i3 2 GHz or higher	
Memory	• 2 GB or more (for Windows® 7 [32-bit]) • 4 GB or more (for Windows® 7 [64-bit], Windows® 8.1, and Windows® 10)	
HDD	40 GB or more of free space	
Screen resolution	1024 × 768 or higher	
Interface	• Ethernet port (for getting access to the internet using LAN) or a modem (for getting access to the internet using a landline) • Up to 6 USB ports (Only required for a server Computer working as a VRF controller) –Maximum of 2 USB ports are required to connect to a White-USB-key/ WibuKey –Up to 4 USB ports required to connect to a Echelon® U10 USB network interface * Maximum number of required USB ports depends on the applicable system configuration.	• Ethernet port (for getting access to the internet using LAN) or a modem (for getting access to the internet using a landline) • Up to 6 USB ports (Only required for a server Computer working as a VRF controller) –Maximum of 4 USB ports are required to connect to a White-USB-key/ WibuKey –1 USB port is required for an Echelon® U10 USB Network Interface * The maximum number of required USB ports depends on the applicable system configuration.
Graphic accelerator	Microsoft® DirectX® 9.0c compatible	
Software	Adobe® Acrobat Reader® 9.0 or later	

• Echelon® U10 USB Network Interface – TP/FT-10 Channel (Model name: 75010R) (Required for each VRF Network)

Packing List

Type	For System controller		For System controller Lite				
	System controller	Option Energy manager	System controller Lite	Option Remote access	Option Electricity charge apportionment	Option Energy saving	Option Central Control
Model name	UTY-APGXZ1	UTY-PEGXZ1	UTY-ALGXZ1	UTY-PLGXR2	UTY-PLGXA2	UTY-PLGXE2	UTY-PLGXX2
White-USB-key	1	1	1	1	1	1	1

*1: Software protection key to be inserted in a USB slot running System controller or System controller Lite.
System controller or System controller Lite may only run on a Computer with a White-USB-key. However, a White-USB-key is not required for remote VRF Explorer software.



Light Commercial & Commercial, Residential

CONTROL SYSTEM & OPTIONAL PARTS

C-002 Control System Overview
C-006 Best Control Solution for Each Building Structure
C-008 Comparison Table of Controllers
C-054 Optional Parts Overview



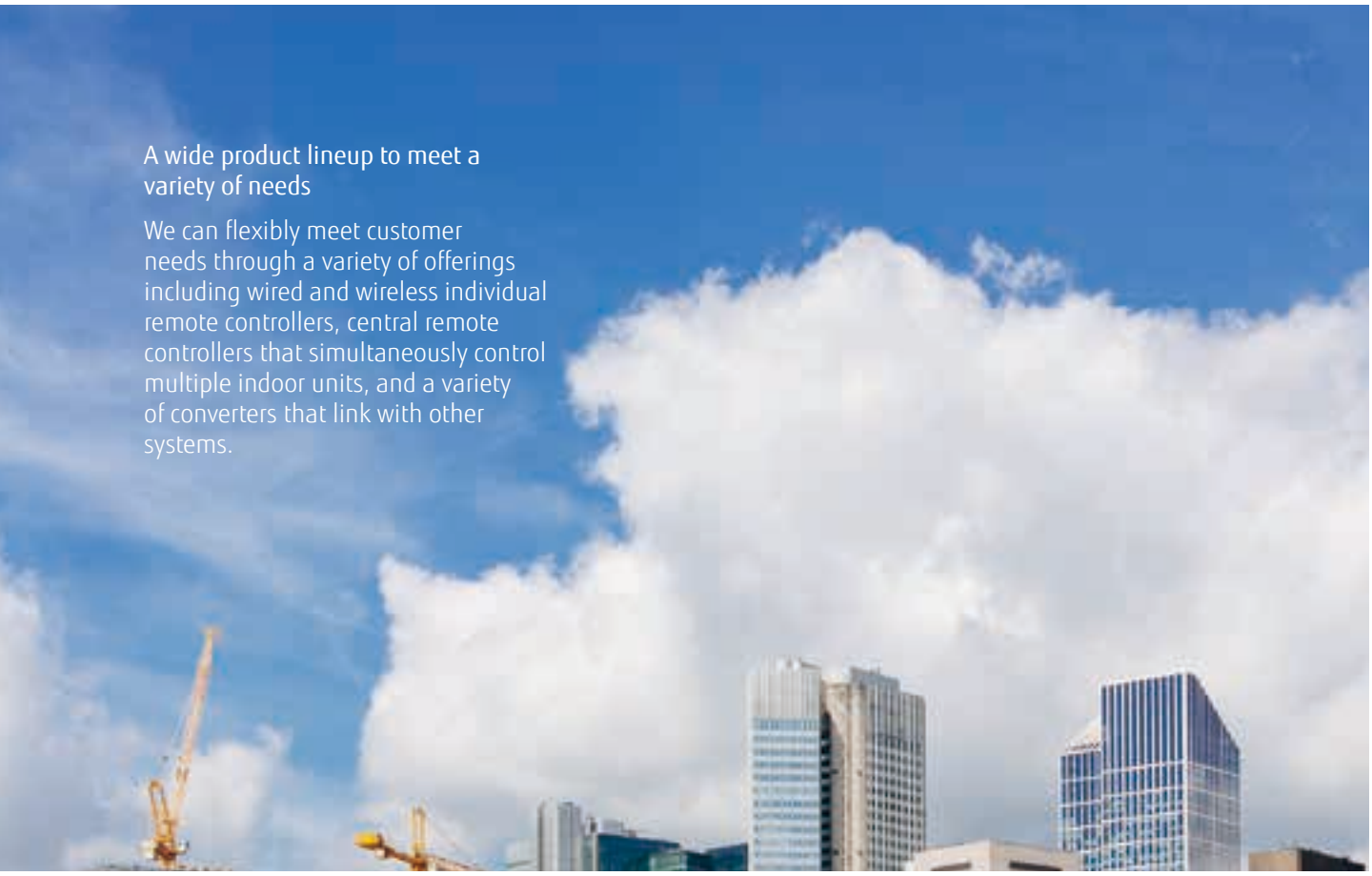

A wide product lineup to meet a variety of needs

We can flexibly meet customer needs through a variety of offerings including wired and wireless individual remote controllers, central remote controllers that simultaneously control multiple indoor units, and a variety of converters that link with other systems.

CONTROL SYSTEM

INDIVIDUAL CONTROL

C-010 Wired Remote Controller (with touch panel)
C-011 Wired Remote Controller
Compact Wired Remote Controller
C-012 Simple Remote Controller

CONVERTERS/ADAPTERS

C-013 WLAN Adapter
C-014 MODBUS® Converter
KNX® converter
C-015 External switch controller
C-016 MODBUS® Interface
C-017 KNX® Interface
C-018 WLAN Adapter
C-019 Multi-split Protocol WLAN Adapter
C-020 BACnet® Gateway

INDIVIDUAL CONTROL

C-021 Wired Remote Controller
C-022 Wireless Remote Controller
C-023 IR Receiver Unit

CENTRALIZED CONTROL

C-024 Central Remote Controller

CONVERTERS/ADAPTERS

C-025 Network Converter for Single-Split Type

INDIVIDUAL CONTROL

C-026 Wireless Remote Controller
IR receiver unit
for Duct and Cassette type

CENTRALIZED CONTROL

C-028 Central Remote Controller
C-030 Touch Panel Controller
C-034 System Controller Software
System controller Lite Software

CONVERTERS/ADAPTERS

C-038 BACnet® Gateway Software
C-039 BACnet® Gateway Hardware
Multiple protocol LAN adapter
C-040 BACnet®/MODBUS® Router
C-041 BACnet®/MODBUS® Cloud Device
C-042 MODBUS® Converter
C-043 KNX® Converter
C-044 Signal Amplifier
Network Converter for LONWORKS™

C-046 Control System List

Optional parts

C-056 Silver Ion Filter
C-057 Auto Louver Grille Kit

C-058 Pressure Sensor Kit
C-059 External Power Supply Unit

C-059 AIR BEAM
Radiation air outlet unit
C-060 Optional Parts List
C-064 Function List
C-068 Separation Tube and other piping products

SPLIT
MULTI-SPLIT
VRF J Series
VRF V Series

Control System Overview

for Split & Multi-split

All indoor units* are equipped with a wireless or wired remote controller as standard. Additional options are available, such as individual remote controllers and central remote controllers. The easy-to-operate central remote controller makes it simple to control the operation mode, temperature, airflow volume, timer, and other functions of each indoor unit from a single location.

* Except for some products



Air Conditioning
Individual control



Wired remote controller

A built-in thermo sensor monitors and controls room temperature accurately.



Wireless remote controller

Simple and versatile operations with a choice of 4 different types of timers



Simple remote controller

Compact remote controller with basic functionality

For Ceiling type

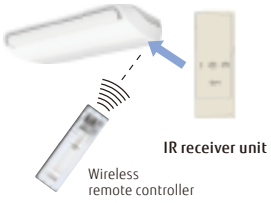

For Duct type

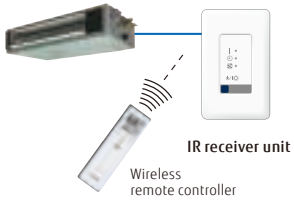

For Cassette type



IR receiver unit

This IR receiver unit enables a wireless remote controller to control a duct-type indoor unit.

Air Conditioning
Centralized control

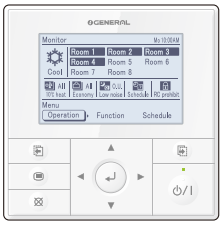

Central remote controller for 5, 6 & 8-unit Multi-split type

Enables individual and central control.



Converters/Adapters

For external control via BMS/Home Automation Systems

MODBUS® converter
for indoor units
UTY-VMSX

MODBUS® interface
for indoor units

KNX® converter
for indoor units
UTY-VKSX

KNX® interface
for indoor units

WLAN adapter

Network converter

DC power supply type
UTY-VTGX

AC power supply type
UTY-VTGXV

Online Control (Wireless Control via Smartphone/Tablet)

With the WLAN adapter and the FGLair app, you can control the heating and cooling of your home anytime, anywhere.

WLAN adapter

The dedicated WLAN adapter enables the air conditioner to be operated by smartphone or tablet computer from outside the home.



WLAN adapter
USB

FGLair™ Download Free
Download on the App Store
Google play

Simple, user-friendly interface design

The designed screen display makes it easier than ever to operate.

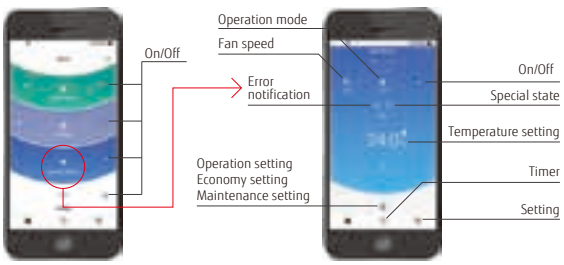

Control System Overview

for VRF

To meet the diverse needs of customers, we offer a variety of control options for our VRF systems, such as individual control, centralized control, and building management system (BMS) options.

Air Conditioning
Individual control



Wired remote controller
(with touch pane)
UTY-RNRGZ5



Wired remote controller
UTY-RLRG



Compact wired remote controller
UTY-RCRGZ1



Simple remote controller
UTY-RSRG
UTY-RHRG
Without operation mode



Wireless Remote Controller
UTY-LNHG



For Duct type



For One-way flow cassette Series/ 3D-flow cassette Series/duct type



For Cassette type

for Circular flow cassette Series

IR receiver unit

UTB-YWC for duct type

UTY-TRHX
for One-way flow cassette Series
3D flow cassette Series/duct type

UTY-LRHGB1 for cassette type
UTY-LBHXD
for Circular flow cassette Series

Air Conditioning
Centralized control

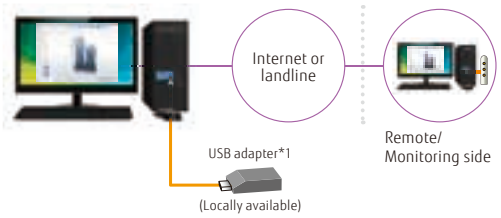

System controller Software
UTY-APGXZ1/UTY-ALGXZ1 (Lite version)

Up to **1600**[*2] Indoor units

*1: Echelon® U10 USB Network Interface
*2: The Lite version controls up to 400 indoor units.

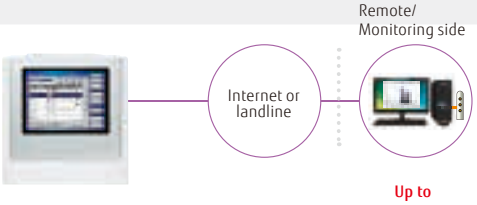

Touch panel controller
UTY-DTGGZ1

Up to **400** Indoor units



Central remote controller
UTY-DCGGZ2

Up to **100** Indoor units





Converters/Adapters

For external control via BMS/Home Automation Systems

BACnet® gateway
UTY-ABGXZ1 (Software)

VTY-VBGX (Hardware)



Network converter
(For LONWORKS™)
UTY-VLGX



MODBUS® converter
for Indoor units
UTY-VMSX

for VRF
UTY-VMGX



KNX® converter
for Indoor units
UTY-VKSX

for VRF
UTY-VKGX



WLAN adapter
UTY-TFSXZ1



External switch controller
UTY-TERX



BMS/BAS[*3]



BMS[*3]**, Home automation system**



*3: BMS/BAS: Building Management System/Building Automation System



Card-key
(Locally available)





Internet device

Converters/Adapters

for system expansion

Network converter
DC power supply type
UTY-VTGX



Network converter
AC power supply type
UTY-VTGXV

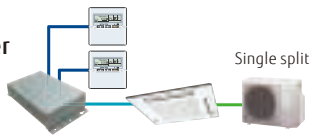

Signal amplifier
UTY-VSGXZ1



Best control solution for each building structure

Fujitsu General provides the best control solutions suitable for various building structures.

SHOP

Type	Individual control	Centralized control				Integrating control (Interface)		
								
	Wired remote controller	Group remote controller	Central remote controller	Touch panel controller	System controller	Network converter for LonWorks™	MODBUS® Converter	KNX® converter
	UTY-RNRGZ5 UTY-RLRG UTY-RVNGM UTY-RCRGZ1	UTY-CGGG	UTY-DCGGZ2	UTY-DTGGZ1	UTY-APGXZ1 UTY-ALGXZ1	UTY-VLGX	UTY-VMGX	UTY-VKGX
Automatic control of air conditioning (Schedule timer, Weekly timer, etc.)	●	●	●	●	●			
Controls limited to staff: Remote controller prohibition, Setting temperature range limitation, etc.			●	●	●	●	●	●
Group control		●	●	●	●			
Advanced energy saving: Peak cut, Operation of indoor unit rotation, etc.					●			
Remote monitoring management			●	●	●			
Manage multiple sites			●	●	●			
Monitor energy consumption					●			
Control third-party products					●			
Integrate Fujitsu General air conditioning into BMS						●	●	●

HOTEL

Type	Individual control			Centralized control			Integrating control (Interface)				
											
	Wired remote controller	Simple remote controller	Wireless remote controller	Central remote controller	Touch panel controller	System controller	BACnet® gateway	Network converter for LonWorks™	MODBUS® converter	KNX® converter	External switch controller
	UTY-RNRGZ5 UTY-RLRG UTY-RCRGZ1	UTY-RSRG UTY-RHRG UTY-RSNGM	UTY-LNHG UTY-LNTG	UTY-DCGGZ2	UTY-DTGGZ1	UTY-APGXZ1 UTY-ALGXZ1	UTY-ABGXZ1 UTY-VBGX	UTY-VLGX	UTY-VMGX	UTY-VKGX	UTY-TERX
Local control for hotel guests	●	●	●								
Centralized air conditioning control for common areas				●	●	●	●	●	●	●	
Limited control for hotel guests				●	●	●	●	●	●	●	
Remote monitoring management				●	●	●					
Advanced energy saving: Peak cut, Operation of indoor unit rotation, etc.						●	●				
Monitor energy consumption						●					
Control third-party products						●					
Integrate Fujitsu General air conditioning into BMS							●	●	●	●	
Interlock with window contact											●
Interlock with key card											●

OFFICE

Type	Individual control			Centralized control			Integrating control (Interface)				
											
	Wired remote controller	Simple remote controller	Wireless remote controller	Central remote controller	Touch panel controller	System controller	BACnet® gateway	Network converter for LonWorks™	MODBUS® converter	KNX® converter	External switch controller
	UTY-RNRGZ5 UTY-RLRG UTY-RCRGZ1	UTY-RSRG UTY-RHRG UTY-RSNGM	UTY-LNHG UTY-LNTG	UTY-DCGGZ2	UTY-DTGGZ1	UTY-APGXZ1 UTY-ALGXZ1	UTY-ABGXZ1 UTY-VBGX	UTY-VLGX	UTY-VMGX	UTY-VKGX	UTY-TERX
Local control for office staff	●	●	●	●							
Automatic control of air conditioning (Schedule timer, Weekly timer, etc.)	●		●	●	●	●	●				
Centralized air conditioning control for management				●	●	●	●	●	●	●	
Controls limited to staff: Remote controller prohibition, Setting temperature range limitation, etc.				●	●	●	●	●	●	●	
Advanced energy saving: Peak cut, Operation of indoor unit rotation, etc.						●	●				
Remote monitoring management				●	●	●					
Electricity charge apportionment					●	●	●				
Monitor energy consumption						●					
Control third-party products						●					
Integrate Fujitsu General air conditioning into BMS							●	●	●	●	
Interlock with door contact											●
Interlock with Occupancy sensor for meeting room				●							●

Comparison table of controllers

Item								
			Wired remote controller (with touch panel)	Wired remote controller	Wired remote controller	Compact wired remote controller	Simple remote controller	Simple Remote Controller
Model name			UTY-RNRGZ5	UTY-RLRG	UTY-RVNGM	UTY-RCRGZ1	UTY-RSNGM	UTY-RSRG
Maximum number of controllable remote controller groups			1	1	1	1	1	1
Maximum number of controllable indoor units			16	16	16	1	16	16
Maximum number of controllable groups			–	–	–	–	–	–
Air conditioning control functions	ON/OFF		●	●	●	●	●	●
	Operation mode setting		●	●	●	●	●	●
	Fan speed control		●	●	●	●	●	●
	Room temperature setting		●	●	●	●	●	●
	Setting temperature range limitation		●	●	●	–	–	●
	Test operation		●	●	●	●	●	●
	Vertical louver setting		●	●	●	●	–	●
	Horizontal louver setting		●	●	●	●	–	–
	Individual louver control		●	–	–	●	–	–
	Group setting		–	–	–	–	–	–
	Remote controller prohibition		–	–	–	–	–	–
	Anti-freeze setting		●	–	–	●	–	–
	Set temperature auto return		●	●	●	–	–	–
	Economy mode setting		●	●	●	●	–	–
	Occupancy sensor control		●	–	–	–	–	–
Displayed items	Error		●	●	●	●	●	●
	Defrosting		●	●	●	●	●	●
	Current time		●	●	●	–	–	–
	Day of week		●	●	●	–	–	–
	Remote controller prohibition		●	●	●	●	●	●
	Address display		●	●	●	●	●	●
	Room temperature		●	–	●	●	–	●
	Multiple language support		●	–	●	–	–	–
	Setting for daylight saving time		●	–	●	–	–	–
	Name registration		●	–	–	–	–	–
	Backlighting		●	–	●	●	●	●
	2D floor layout/3D building display		–	–	–	–	–	–
	Refrigerant leak detector		–	–	–	–	–	–
Timer	Schedule timer	Period	Week	Week	Week	–	–	–
		ON/OFF, Temp, Mode, Times per day	8	4	8	–	–	–
	ON/OFF timer		●	●	●	●(OFF only)	–	–
	Sleep timer		–	–	–	–	–	–
	Program timer		–	–	–	–	–	–
	Auto-off timer		●	●	●	–	–	–
	Day off		●	●	●	–	–	–
	Minimum unit of timer setting (minutes)		10 • 30	30	30	–	–	–
Control	Remote monitoring management system		–	–	–	–	–	–
	Electricity charge apportionment		–	–	–	–	–	–
	Error history		●	●	●	–	–	–
	Emergency stop		–	–	–	–	–	–
	Remote monitoring management		–	–	–	–	–	–
	Energy-saving management		–	–	–	–	–	–
	E-mail notification in case of failure		–	–	–	–	–	–
	Key lock		● Child lock	● Child lock	● Child lock	–	–	–
	Low noise mode		–	–	–	–	–	–

								
	Simple remote controller*1	Wireless remote controller	Wireless remote controller	Central remote controller (for 8-unit multi-split type)	Central remote controller	Touch panel controller	System controller Lite Software	System controller Software
	UTY-RHRG	UTY-LNHG	UTY-LNTG	UTY-DMMGM	UTY-DCGGZ2	UTY-DTGGZ1	UTY-ALGXZ1	UTY-APGXZ1
	1	1	1	1	100	400	400	1600
	16	16	16	8	100	400	400	1600
	–	–	–	–	50	400	400	1600
	●	●	●	●	●	●	●	●
	–	●	●	●	●	●	●	●
	●	●	●	●	●	●	●	●
	●	●	●	●	●	●	●	●
	●	–	–	–	●	●	●	●
	●	●	●	–	–	●	–	–
	●	●	●	–	●	●	●	●
	–	●	–	–	●	●	●	●
	–	–	–	–	●	●*3	–	–
	–	–	–	–	●	●	●	●
	–	–	–	●	●	●	●	●
	–	–	–	–	●	●	●	●
	–	–	–	–	–	●	–	–
	–	●	●	●	●	●	●	●
	–	–	–	●	●	●	●	●
	●	–	–	●	●	●	●	●
	●	–	–	–	●	●	●	●
	–	●	●	●	●	●	●	●
	–	–	–	–	●	●	●	●
	●	–	–	●	●	●	●	●
	●	–	–	–	–	●	●	●
	●	–	–	–	●*4	●*4	●*4	●*4
	–	–	–	●	●	●	●	●
	–	–	–	●	●	●	●	●
	–	–	–	–	●	●	●	●
	●	–	–	●	●	●	–	–
	–	–	–	–	–	–	–	●
	–	–	–	–	●	●	●	●
	–	–	–	Week	Week	Year	Year	Year
	–	–	–	4	20	20	144	144
	–	●	●	–	–	–	–	–
	–	●	●	–	–	–	–	–
	–	●	●	–	–	–	–	–
	–	–	–	–	●	●	–	–
	–	–	–	●	●	●	●	●
	–	5	5	5	10	10	10	10
	–	–	–	–	●	●	●	●
	–	–	–	–	–	○	○	●
	–	–	–	–	●	●	●	●
	–	–	–	–	●*2	●*2	–	–
	–	–	–	–	●	●	○	●
	–	–	–	–	–	–	○	○
	–	–	–	–	●	●	●	●
	–	–	–	● Child lock	● Password setting	● Password setting	● Password setting	● Password setting
	–	–	–	●	–	●	●	●

*1 "Operation mode" setting not available.
*2 Available only for external input control.
*3 Monitoring sites can be set up.
The main unit side can only be operated to cancel the settings.
*4 Available only when using Wired remote controller.
●: Supported ○: Optional function –: Unsupported

Wired remote controller (with touch panel)

UTY-RNRGZ5

NEW



Up to
16 indoor units

Up to
1 group

Easy operation due to large high-resolution STN-LCD touch panel screen

- Touch screen LCD
- Built-in daily/weekly timer (ON/OFF, temperature, modes)
- Backlit screen for easy operation in the dark.
- Room temperature display
- Controls up to 16 indoor units
- Supports 12 languages: Chinese, Dutch, English, French, German, Greek, Italian, Polish, Portuguese, Russian, Spanish, and Turkish
- nonpolar 2-core type

High performance and compact size

A single remote controller controls each connected indoor unit and provides a weekly timer function and a variety of energy-saving options.



Accurate control for comfort

A thermo sensor built into the remote controller monitors room temperature accurately.



Energy saving controls

Custom Auto

- Maintains 2 separate setpoints for heating and cooling operations.
- Automatically switches between heating and cooling modes.

* Not available for some models

Cooling set temp. 27°C, Heating set temp. 26°C

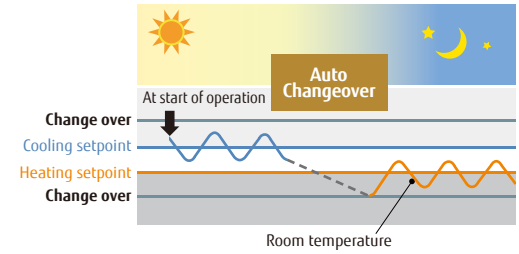

Auto-off timer

- While the Auto-timer is activated, if the set off time is specified as, for example, one hour, the power will automatically turn off one hour after the start of operation.
- A desired time frame can be specified for the Auto-off timer.
- The off-time can be set from 30 to 240 minutes.

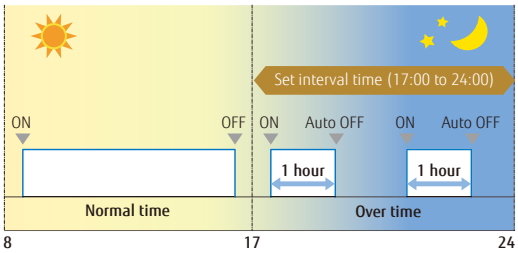

e.g.) Between 17:00 and 24:00 (over time hours), when the 1 hour set off time has elapsed, the system will automatically turn off the indoor unit as it

2-setting weekly timer

Set temperature auto return

Setting temperature range limitation

Specifications

Model name	UTY-RNRGZ5
Power Source	DC 12 V
Dimensions (H × W × D) (mm)	120 × 120 × 20.4
Weight (g)	220

DC 12 V is supplied by the indoor unit.

Wired remote controller

UTY-RLRG



- ON/OFF/Weekly timer settings
- A built-in thermo sensor monitors and controls room temperature accurately.
- When something goes wrong, an error code is displayed.
- 16 error codes from the most recent one will be kept in the history. (Last 16 error codes can be accessed)
- nonpolar 2-core type

Up to
16 indoor units

Up to
1 group

High performance and compact size

A single remote controller controls each connected indoor unit and provides a weekly timer function and a variety of energy-saving options.

Individual control + Thermo sensor + Weekly timer + Auto off timer →



Visually intuitive operation

- The operation mode, set temperature, and fan speed are shown prominently on the top screen.
- Each function to be set is indicated by an icon.
- The control guide makes it simple and straightforward to operate a remote controller.



Settings can be displayed more clearly on a large LCD.

Sophisticated control buttons
Simple operation with easy 4-way navigation pad

Compact wired remote controller

UTY-RCRGZ1



- Simple design that matches stylish interiors
- The body of the controller, which is easy to install, is designed to conform to the European standard junction box.
- Can be operated both by wireless and wired remote controller.
- nonpolar 2-core type

Up to
1 indoor unit

Up to
1 group

Large screen and simple display

- Large screen but compact size
- Large, easy-to-read letters are used.
- The controls are simple and easy to understand.

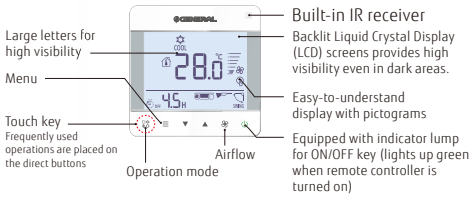

System overview

VRF connection

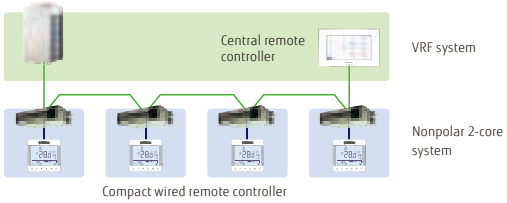

RAC connection



Specifications

Model name	UTY-RLRG	UTY-RCRGZ1
Power source	12 V DC	12 V DC
Dimensions (H × W × D) (mm)	120 × 120 × 17	86 × 86 × 44
Weight (g)	170	135

12 V DC supplied by an indoor unit

Simple remote controller

UTY-RSRG/UTY-RHRG (without operation mode)



UTY-RSRG



UTY-RHRG (Without operation mode)

Compact remote controller with basic functionality

- Up to 16 indoor units can be controlled with one remote controller.
- Suitable for hotels or offices as it is easily operated with no complex functions.
- Simple design that matches stylish interiors
- Large LCD screen and easy-to-use control buttons
- Backlight: White backlight makes it easy to operate in the dark.
- nonpolar 2-core type

Up to
16 indoor units
Up to
1 group

Supports a variety of applications

- **Vertical louver control:** Adjusts the vertical airflow direction of a duct-type indoor unit with an auto louver or a cassette type installed in a hotel room or a conference room.
- **Setting temperature range limitation:** Enables an indoor unit to operate in an energy-saving manner in a small building not equipped with a central remote controller.
- **Built-in room temperature sensor:** Monitors and controls room temperature accuracy.

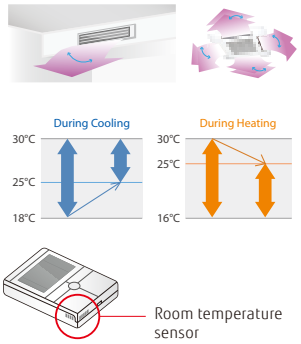

Simple remote controller

UTY-RSNGM, UTY-RSKG/UTY-RHKG (without operation mode)



UTY-RSNGM
UTY-RSKG



UTY-RHKG (Without operation mode)

Compact remote controller with basic functionality

- Up to 16 indoor units can be controlled with one remote controller.
- Suitable for hotels or offices as it is easily operated with no complex functions.
- Backlit screen for easy operation in the dark.
- polar 3-core type

Up to
16 indoor units
Up to
1 group

Easy-to-use operation

- Enables basic control of an indoor unit, such as ON/OFF, fan speed, operation mode select, and room temperature setting.
- A large ON/OFF button is located in the middle for quick access.
- Works with other individual control units.
- When something goes wrong, an error indicator will appear, and diagnostics can be performed with the remote controller.

Specifications

Model name	UTY-RSRG	UTY-RHRG	UTY-RSNGM, UTY-RSKG	UTY-RHKG
Power source	12 V DC	12 V DC	12 V DC	12 V DC
Dimensions (H × W × D) (mm)	120 × 75 × 19.4	120 × 75 × 19.4	120 × 75 × 19.4	120 × 75 × 14
Weight (g)	120	120	120	90

12 V DC supplied by an indoor unit

WLAN adapter

UTY-TFNXZ1/UTY-TFSXZ1, UTY-TFSXF2



USB type for single-split models
UTY-TFSXF2



UTY-TFNXZ1
(3-wire RC-line type)
UTY-TFSXZ1
(CN connector type)

Up to
1 indoor unit

FGLair™

- This interface provides the most advanced solution for the remote management of an air conditioning system by using smartphones, tablets, and computers.
- No separate external power supply required
- Can be used for a Single / Multi and VRF indoor units.

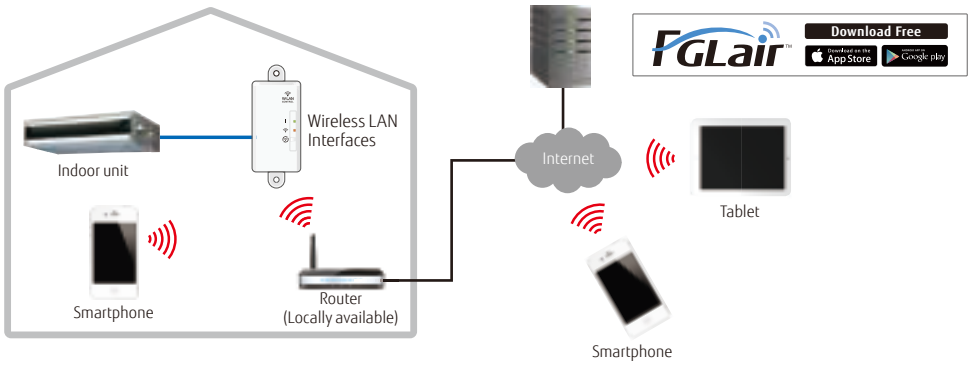

Basic control

- Turning the units on and off
- Mode control (Heat, Cool, Dry, Auto, Fan)
- Fan speed control
- Louver position (airflow direction setting)
- Timer operation setting (Weekly timer)
- Economy mode setting

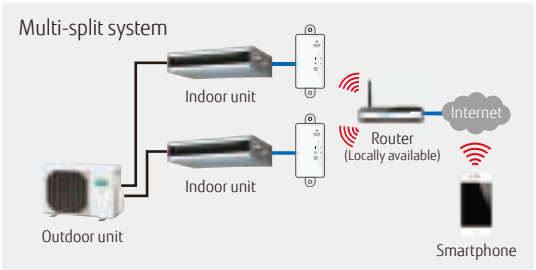

Multiple air conditioning management

- Manage multiple air conditioning systems in different locations.

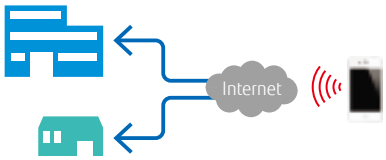

Error alert and e-mail notice

- E-mail notification alerts
- Air conditioning malfunction alert
- Enables quick service response when errors occur.

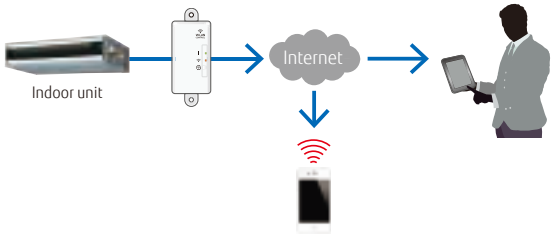

WLAN adapter (USB type)

UTY-TFSXF2

A compact USB type is available. No need for specialized installation.
Easily installed on the indoor unit.



Specifications

Model name	UTY-TFNXZ1(3-wire RC-line type)	UTY-TFSXZ1(CN connector type)	UTY-TFSXF2
Dimensions (H × W × D) (mm)	71 × 38 × 15	71 × 38 × 15	56.7 × 34 × 9.72
Weight (g)	35	35	30

MODBUS® converter for Indoor unit

UTY-VMSX



Up to
1 indoor unit

MODBUS® converter enables air conditioners to be fully integrated into a MODBUS® network.

- Simple installation due to small and compact size.
- No separate external power supply required.
- The MODBUS® converter must be connected to an indoor unit on a one-to-one basis.
- The MODBUS® converter enables central monitoring and control of air conditioners from BMS, central, or home controller.

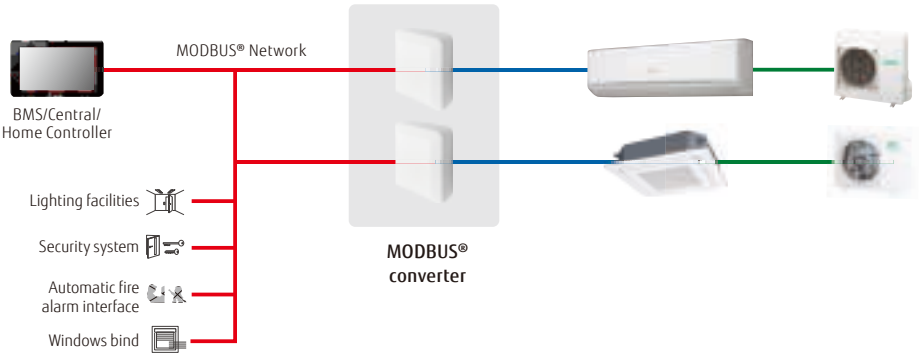

Basic control

- Turning the units on and off
- Mode control (Heat, Cool, Dry, Auto, Fan)
- Fan speed control
- Louver position (airflow direction setting)
- Room temperature setting and display
- Economy mode setting
- Error status

Easy Installation

Easy to install with minimal wiring and without the need for a power supply cable to the converter

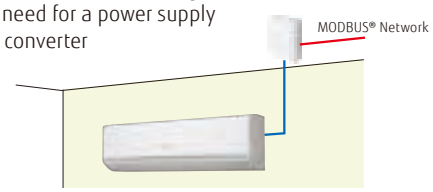

KNX® converter for indoor unit

UTY-VKSX



Up to
1 indoor unit

KNX® Converter enables individual control of an indoor unit.

- The new KNX® converter connects a central or home controller and a Fujitsu General indoor unit.
- Compact and lightweight design

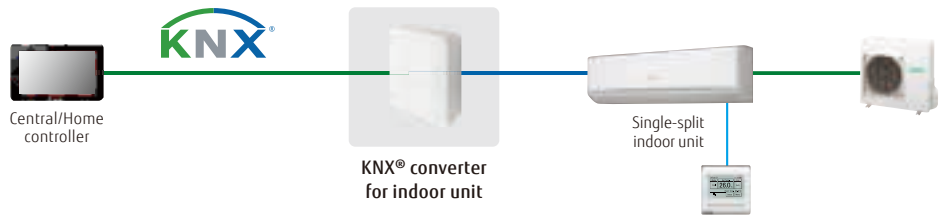

Specifications

Model name	UTY-VMSX
Power supply	12 V DC
Input power (W)	Max. 1.2 W
Dimensions (H × W × D) (mm)	140 × 117 × 43
Weight (g)	200
Maximum number of connectable indoor units per MODBUS® converter	1

Modbus communication specifications

Transfer mode	RTU mode
Communication speed	9600/19200 bps
Data bit	8
Parity	even/odd/none
Stop bit	1/2 (no parity)
Network	RS485
Maximum cable length	1000 m (3280 ft)

Model name	UTY-VKSX
Power supply	12 V DC
Power consumption (W)	0.6
Dimensions (H × W × D) (mm)	140 × 117 × 43
Weight (g)	215

External switch controller

UTY-TERX



Up to
1 group

Air conditioner switching can be controlled by connecting this external switch controller to other sensor switches.

- In combination with a commercially available card-key switch or other sensors, this External switch controller enables the control of ON/OFF, room temperature, and fan speed of connected air conditioners as well as master control functions. This makes this product an ideal choice for use in hotel rooms.
- Card key or other sensor switches are locally available.
- The set temperature can be specified at two points each for cooling and heating operations (4 points in total).

Installation example

Occupancy sensor monitors the movement of a person in a room. When it detects that the person has left the room, it switches the air conditioner to low-capacity mode. When a person returns to the room, the air conditioner returns to the previous operation mode.

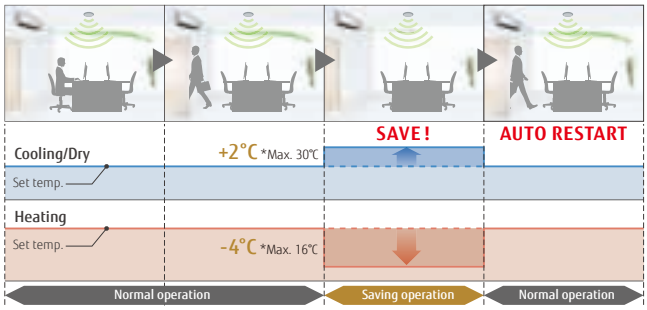

Occupancy sensor equipment needs to be purchased separately. Occupancy sensor is not mounted on an External switch controller.

Other examples: interlocking with card keys



Specifications

Model name	UTY-TERX
Power supply	6.5 to 16 V DC
Dimensions (H × W × D) (mm)	140 × 117 × 43
Weight (g)	250

12 V DC supplied by an indoor unit

MODBUS® interface

FG-RC-MBS1Z1/FG-AC-MBS1Z1



FG-RC-MBS1Z1
(3-wire RC-line type)



FG-AC-MBS1Z1
(CN connector type)

Up to
1 indoor unit

MODBUS® interface enables air conditioners to be fully integrated into a MODBUS® network.

- Small, compact, and easy to install on DIN rails.
- No separate external power supply required.
- MODBUS® interface enables central monitoring and control of air conditioners from BMS.

Installation example

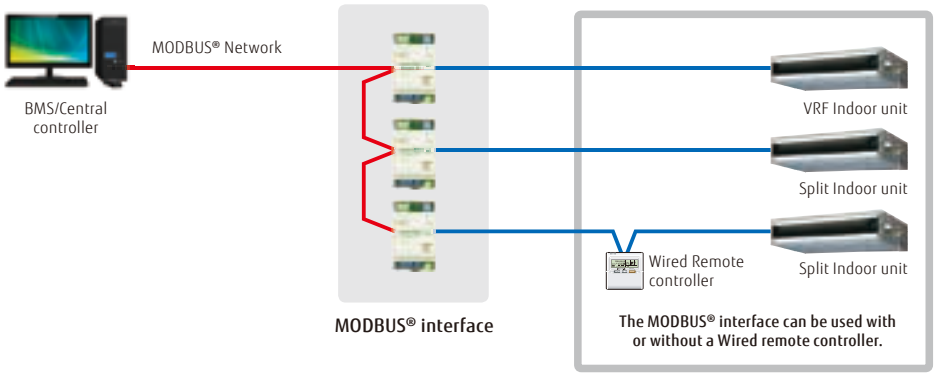

Specifications

Model name	FG-RC-MBS1Z1 (3-wire RC-line type)	FG-AC-MBS1Z1 (CN connector type)
Number of controllable groups	1	1
Dimensions (H × W × D) (mm)	93 × 53 × 58	93 × 53 × 58
Weight (g)	85	85



KNX® interface

FG-RC-KNX1Z1/FG-AC-KNX1Z1/FG-IR-KNX1Z1



FG-RC-KNX1Z1
(3-wire RC-line type)



FG-AC-KNX1Z1
(CN connector type)



FG-IR-KNX1Z1
(IR type)

Up to
1 indoor unit

The KNX® interface enables air conditioners to be fully integrated into a KNX® network system.

- Simple installation due to small and compact size.
- No separate external power supply required (only KNX® bus power required)

Installation example

[3-wire RC-line type/CN connector type]

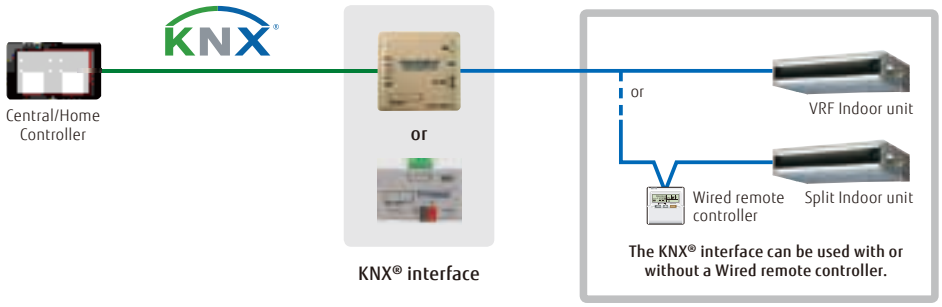

[IR type] Connection to wall-mounted type

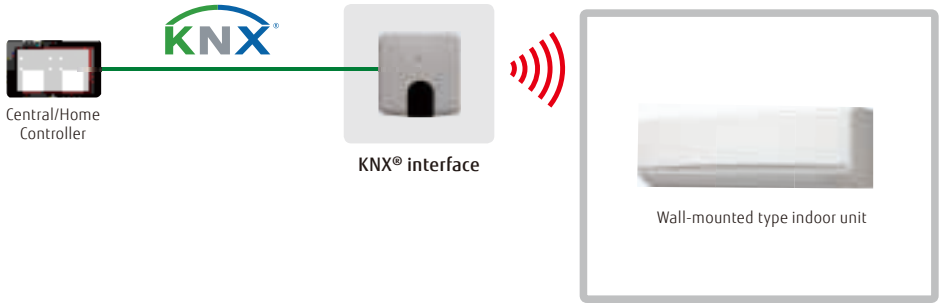

[IR type] Connection to a product other than wall-mounted type

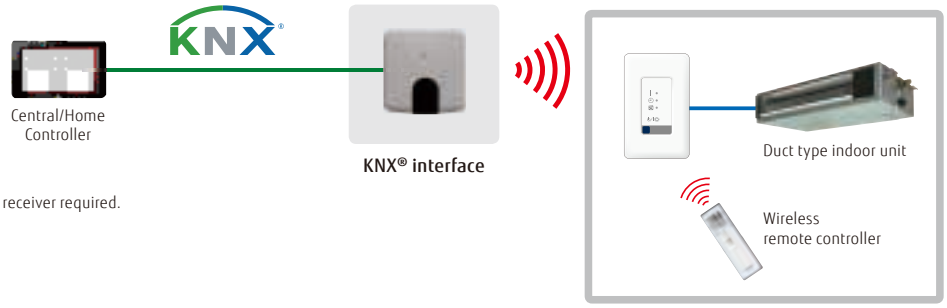

*IR receiver required.

Specifications

Model name	FG-RC-KNX1Z1 (3-wire RC-line type)	FG-AC-KNX1Z1 (CN connector type)	FG-IR-KNX1Z1 (IR type)
Number of controllable groups	1	1	1
Dimensions (H × W × D) (mm)	70 × 70 × 28	45 × 59 × 21	81 × 78 × 28
Weight (g)	70	35	76

WLAN adapter

FG-RC-WIF1Z2/FG-IR-WIF1Z1/FG-AC-WIF1Z1



FG-RC-WIF1Z2
(3-wire RC-line type)



FG-AC-WIF1Z1
(CN connector type)



FG-IR-WIF1Z1
(IR type)

Up to
1 indoor unit

AC Cloud Control

- This interface provides the most advanced solution for the remote management of an air conditioning system by using smartphones, tablets, and computers.
- No separate external power supply required

Installation example

[3-wire RC-line type/CN connector type]

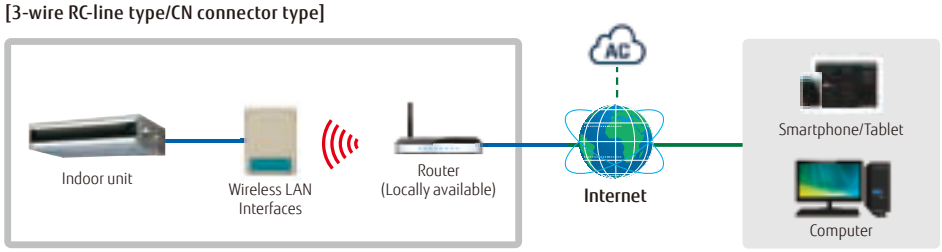

[IR type] Connection to wall-mounted type

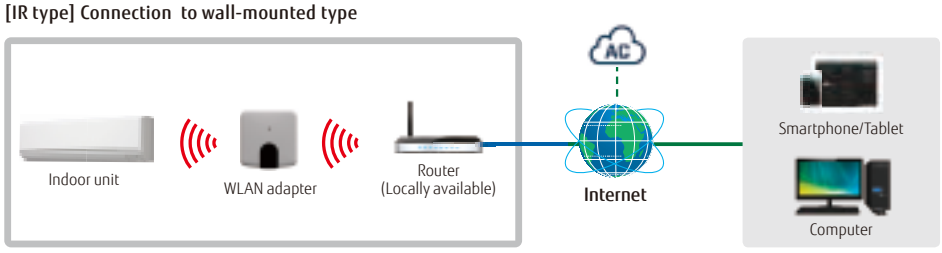

[IR type] Connects to the product with the optional receiver kit

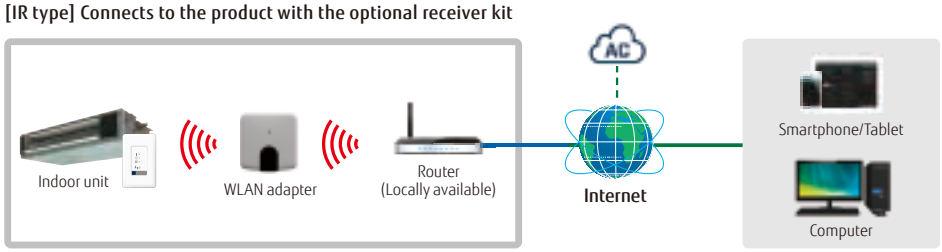

*IR receiver required.

Basic control

- Turning air conditioner on and off
- Mode select (Heat, Cool, Dry, Auto, Fan)
- Louver position (airflow direction setting)
- Fan speed control
- Room temperature display
- Setting temperature
- Multiple language support
- One single scene is created.

Advanced control (optional functions)

- Climate-based operation modes (ECO, Comfort, and Powerful) (to be available in the future)
- Schedule functions (ON/OFF, modes, set temperature, fan speed, louver position)
- Setting temperature range limitation
- Multiple Scenes and Calendars are created.
- Smart Speaker compatibility
- Advanced internet service connections

Notification and operation history

- E-mail notification alerts
- Air conditioning malfunction alert
- Connectivity monitoring and alert
- Operation history (to be available in the future)

Specifications

Model name	FG-RC-WIF1Z2 (3-wire RC-line type)	FG-AC-WIF1Z1 (CN connector type)	FG-IR-WIF1Z1 (IR type)
Number of controllable groups	1	1	1
Dimensions (H × W × D) (mm)	108 × 70 × 28	81 × 78 × 28	127 × 50 × 17
Weight (g)	80	76	80

Multiple protocol WLAN adapter

FG-RC-WMP1Z1/FG-IR-WMP1Z1/FG-AC-WMP1Z1



FG-RC-WMP1Z1
(3-wire RC-line type)



FG-AC-WMP1Z1
(CN connector type)



FG-IR-WMP1Z1
(IR type)

Up to
1 indoor unit

AC Cloud Control

- Air conditioner control of Home Automation systems via wireless LAN connection.
- No separate external power supply required

Installation example

[3-wire RC-line type/CN connector type]

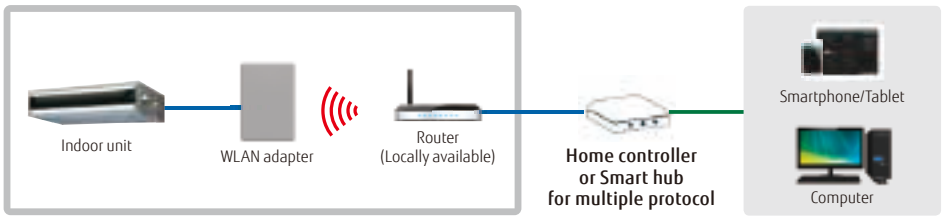

[IR type] Connection to wall-mounted type

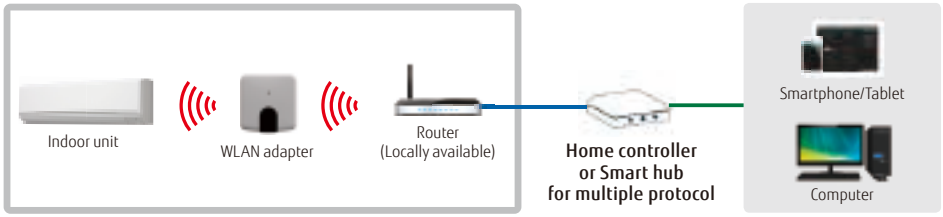

[IR type] Connection to a product other than wall-mounted type

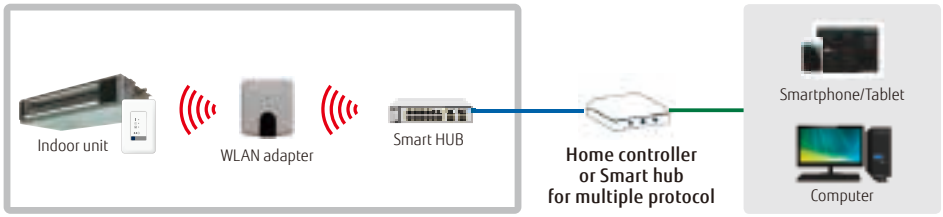

*IR receiver required.

Specifications

Model name	FG-RC-WMP1Z1 (3-wire RC-line type)	FG-AC-WMP1Z1 (CN connector type)	FG-IR-WMP1Z1 (IR type)
Number of controllable groups	1	1	1
Dimensions (H × W × D) (mm)	70 × 100 × 28	127 × 50 × 17	81 × 78 × 28
Weight (g)	98	80	76

BACnet® gateway

FG-AC-BAC1Z1



FG-AC-BAC1Z1
(CN connector type)

Up to
1 indoor unit

- BACnet® Gateway connects BMS and a Fujitsu General split/multi-split/VRF system.
- Compatible with BACnet® (ANSI/ASHRAE-135-2012) application-specific controller (B-ASC)
- Compatible with BACnet®/IP over Ethernet.

Installation example

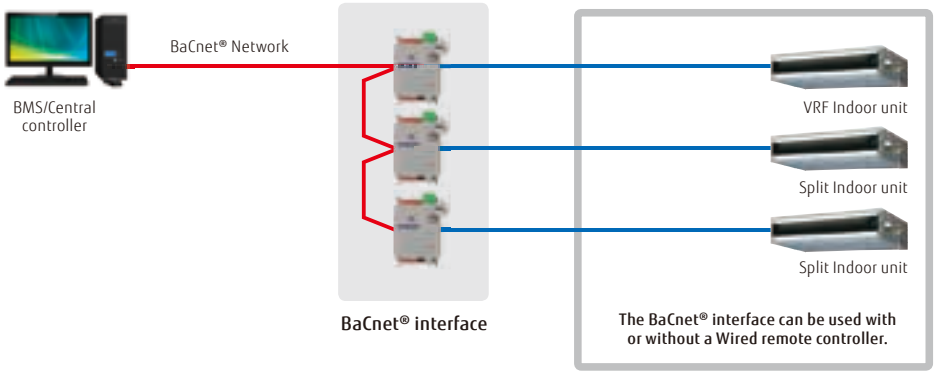

Specifications

Model name	FG-AC-BAC1Z1 (CN connector type)
Power supply	-
Dimensions (H × W × D) (mm)	93 × 53 × 58
Weight (g)	85

12 V DC supplied by an indoor unit

Wired remote controller

UTY-RVNYM



Up to
16 indoor units

Up to
1 group

Hi-grade individual control with a wide range of functions.

- 3.7-inch backlit LCD screen.
- Supports energy-saving functions with simple operation.
- Supports 9 languages:
  English, French, German, Greek, Italian, Portuguese, Russian, Spanish, and Turkish

Visually intuitive operation

- Each function is displayed as an icon.
- Main functions are indicated by large icons: "Mode," "Set Temp," and "Fan"
- Easy operation with control guide display
- Simple operation with easy 4-way navigation pad

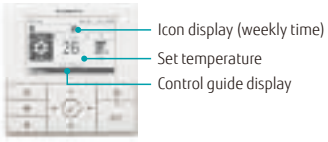

High performance and compact size

- A single remote controller controls each connected indoor unit and provides a variety of energy-saving options.



Energy-saving controls

Weekly Timer

- ON/OFF, mode and temperature can be set up to 8 times a day.
- 2 setting patterns are available (e.g., for Summer/Winter).

Auto-off timer

- Set temperature auto return
- Setting temperature range limitation

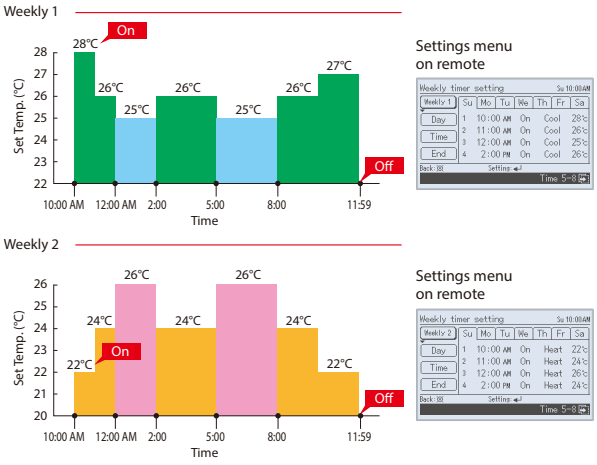

Settings menu on remote

Settings menu on remote

Specifications

Model name	UTY-RVNGM
Power source	12 V DC
Dimensions (H × W × D) (mm)	120 × 120 × 21.3
Weight (g)	220

12 V DC supplied by an indoor unit

Wired remote controller

UTY-RNNGM

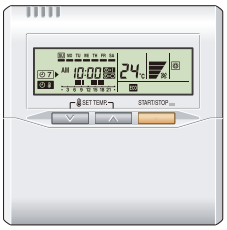

- Simple operation with Built-in Weekly/Daily Timer.
- Control up to 16 indoor units.
- Up to 2 Wired remote controllers can be connected to a single indoor unit.

Up to
16 indoor units

Up to
1 group

Accurate control for comfort

A thermo sensor built into the remote controller monitors room temperature accurately. The wired remote controller and an optional Remote sensor can be installed in any location to meet any requirement.

Examples of sensor changes

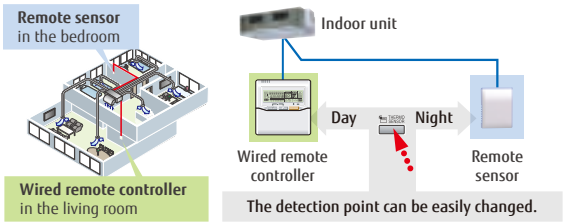

The temperature displayed is the set temperature.

Built-in timer

Weekly timer: ON/OFF time can be set to operate twice for each day of the week.
Temperature setback timer: Sets the time to change the temperature setting and the time to hold the setting for each day of the week.
At "Weekly timer" + "Temperature setback timer" setup

Wireless remote controller

UTY-LNTG



Up to
16 indoor units

Up to
1 group

Up to
4 different daily timers

Simple and versatile operations with a choice of 4 different types of timers

- Controls up to 16 indoor units.

Built-in timer

4 timer programs: ON/OFF/Program/Sleep
Program timer: Sets ON/OFF time once for every 24 hours.
Sleep timer: Adjusts the set temperature automatically while the sleep timer is on.

Easy installation and operation

Different codes can be assigned to up to 4 indoor units to prevent a mix-up.
Wide and precise transmitting range

Specifications

Model name	UTY-RNNGM	UTY-LNTG
Power source	12 V DC	1.5 V (R03/LR03/AAA)
Dimensions (H × W × D) (mm)	120 × 120 × 18	205 × 61 × 17
Weight (g)	160	125

12 V DC supplied by an indoor unit

IR receiver unit for duct type

UTY-LRHGM, UTY-LBTGM

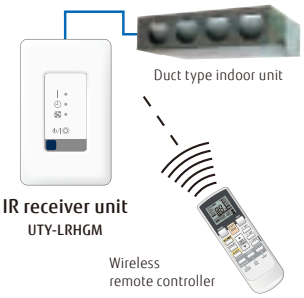

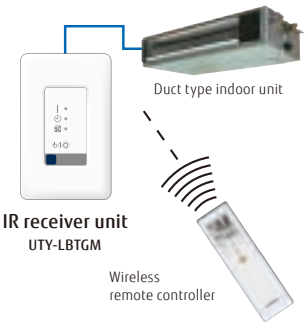

The wireless remote controller controls duct type indoor units.

IR receiver unit for Cassette

UTY-LRHGA2, UTY-LBTGC





Cassette type indoor unit can be controlled with a Wireless remote controller.

IR receiver unit for ceiling type

UTY-LBTGH

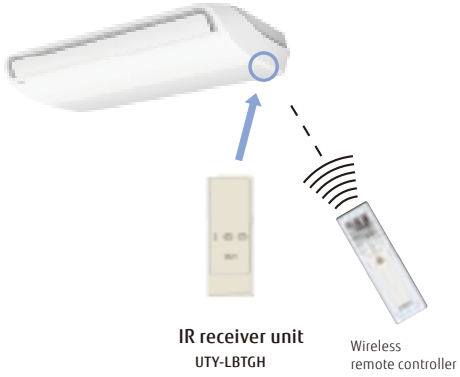

The wireless remote controller controls ceiling type indoor units.

Specifications

< Wireless Remote Controller >

Model name	UTY-LRHGM	UTY-LBTGM	UTY-LRHGA2	UTY-LBTGC	UTY-LBTGH
Battery	1.5 V (R03/LR03/AAA)	1.5 V (R03/LR03/AAA)	1.5 V (R03/LR03/AAA)	1.5 V (R03/LR03/AAA)	1.5 V (R03/LR03/AAA)
Dimensions (H × W × D) (mm)	170 × 56 × 19	205 × 61 × 17	170 × 56 × 19	205 × 61 × 17	205 × 61 × 17
Weight (g)	85	125	85	125	125
< IR Reciver Unit>					
Battery	DC5V	DC5V	DC5V	DC5V	DC5V
Dimensions (H × W × D) (mm)	145 × 90 × 30	145 × 90 × 30	-*	-*	-*
Weight (g)	150	150	140	140	100

DC 5 V is supplied the indoor unit.
*It will replace the parts of the indoor unit to be connected.

Central remote controller

UTY-DMMGM/UTY-DMMGM1

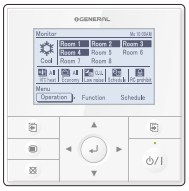

For 5-unit, 6-unit, 8-unit multi-split type

- Batched control of up to 8 indoor units For all indoor units connected to the remote controllers, the Central remote controller sets room temperature, airflow volume, and remote controller prohibition from other remote controllers at once.
- Supports 9 languages: English, French, German, Greek, Italian, Portuguese, Russian, Spanish, and Turkish.
- Large backlit LED screen
- Large, easy-to-see operation panel

Up to
1 multi-split system

Up to
8 indoor units

Example of system configuration

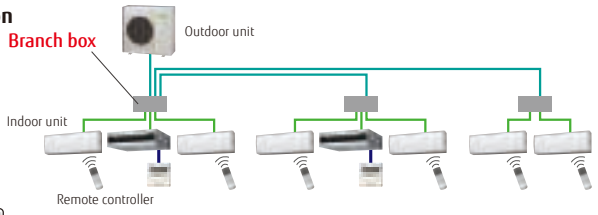



Branch Box:
Manual address setting not necessary*

When several indoor units are connected to a branch box, an address is assigned to each unit automatically.

*Note: Cross-over connections are not permitted in the refrigerant system. Group settings are not permitted.

Power & Transmission line
Transmission line
Remote controller cable

Central remote controller

Weekly timer

Up to 4 ON/OFF settings can be programmed per day. Two weekly patterns can be set, one for the cooling season and the other for the heating season.

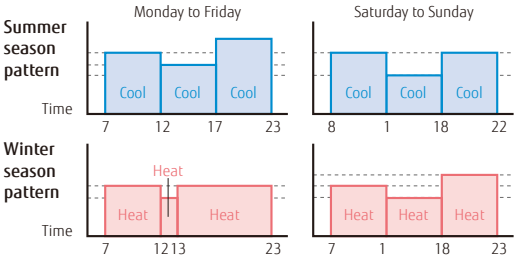

Low noise operation

You can choose from 4 low noise levels depending on the installation environment. ON/OFF timing of low noise mode can be set with the timer.

10 °C heat operation

When you leave the house, the air conditioner runs a minimum heating operation to maintain the room temperature at 10°C.

*Consult your dealer for conditions of use.

Economy operation

When you select energy-saving economy mode, the temperature setting for the indoor unit increases (during cooling operation) or decreases (during heating operation) by 1°C and the maximum electric value of the outdoor unit is suppressed.

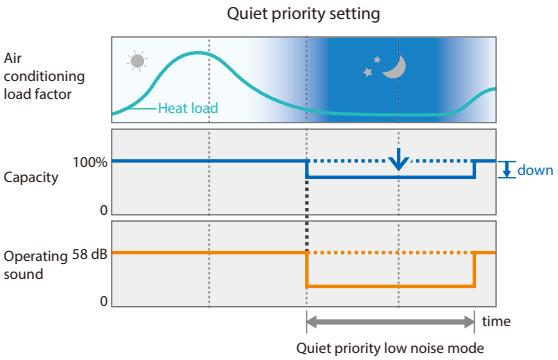

Prohibiting local control, including settings such as child lock

The Central Remote Controller is equipped with a lock function to prevent unauthorized operation from the remote controllers of the indoor unit in each room. The central remote controller is equipped with a child lock to prevent children from accidentally turning the air conditioner on or off or changing its settings.

Specifications

Model name	UTY-DMMGM/UTY-DMMGM1
Power source	12 V DC
Dimensions (H × W × D) (mm)	120 × 120 × 21.3
Weight (g)	220

12 V DC supplied by an indoor unit

Network converter for single-split type

UTY-VTGX/UTY-VTGXV



UTY-VTGX
DC power supply type



UTY-VTGXV
AC power supply type

- A network converter is required when connecting a single-split system to a VRF network system.
- Compact and lightweight design
- Connectable to both nonpolar 2-core and polar 3-core remote controllers

Installation example

- A 1-remote-controller type and a 2-remote-controller type are available.
- Power supply (220 to 240 V AC, 50/60 Hz) is required for the 2-remote-controllers type.

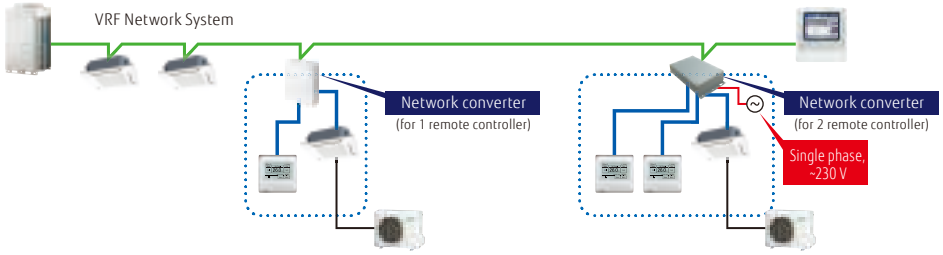

Up to
16
single indoor units

Up to
1 group

Up to
100
Network Converters

- Both nonpolar 2-core and polar 3-core type Wired remote controllers can be connected.

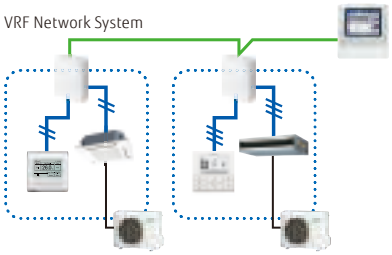

- Central control can be provided for single-split systems. (Up to 100 network converters can be connected in a VRF network system)

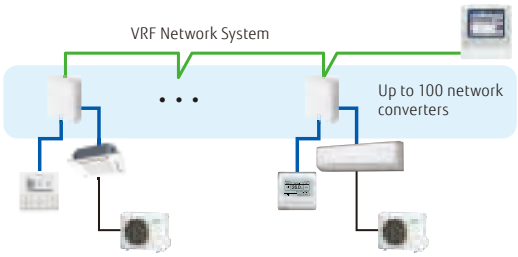

Specifications

Model name	UTY-VTGX		UTY-VTGXV
Power supply	polar 3-core 12 V DC	nonpolar 2-core DC 12 V	Single phase ~220 to 240 V 50/60 Hz
Input power (W)	Max. 1.2 W		Max. 3
Dimensions (H × W × D) (mm)	140 × 117 × 43		54 × 260 × 150
Weight (g)	250		1,100

Wireless remote controller

UTY-LNHG



Up to
16 indoor units

Up to
1 group

Up to
4 different daily timers

Simple and versatile operations with a choice of 4 different types of timers

- Controls up to 16 indoor units.

Built-in timer

4 timer programs: ON/OFF/Program/Sleep
Program timer: Sets ON/OFF time once for every 24 hours.
Sleep timer: Adjusts the set temperature automatically while the sleep timer is on.

Easy installation and operation

Different codes can be assigned to up to 4 indoor units to prevent a mix-up.
Wide and precise transmitting range

IR receiver unit for duct type

UTB-YWC, UTY-TRHX



*A separate wireless remote control (model: UY-LNHG) is required.

The wireless remote controller controls duct type* indoor units.

*Large airflow duct types do not work with this IR receiver unit.

IR receiver unit for Cassette

UTY-LRHGB1, UTY-LBHXD, UTY-TRHX



*A separate wireless remote control (model: UY-LNHG) is required.

Cassette type indoor unit can be controlled with a Wireless remote controller.

Specifications

< Wireless Remote Controller >

Model name	UTY-LNHG	UTB-YWC	UTY-LRHGB1	UTY-LBHXD	UTY-TRHX
Battery	1.5 V (R03/LR03/AAA)	1.5 V (R03/LR03/AAA)	1.5 V (R03/LR03/AAA)	1.5 V (R03/LR03/AAA)	1.5 V (R03/LR03/AAA)
Dimensions (H × W × D) (mm)	170 × 56 × 19	170 × 56 × 19	170 × 56 × 19	170 × 56 × 19	170 × 56 × 19
Weight (g)	85	85	85	85	85
< IR Reciver Unit>					
Battery	-	DC5V	DC5V	DC5V	DC5V
Dimensions (H × W × D) (mm)	-	145 × 90 × 30	-*	-*	145 × 90 × 30
Weight (g)	-	150	140	140	150

DC 5 V is supplied the indoor unit.
*It will replace the parts of the indoor unit to be connected.



Central Remote Controller

UTY-DCGGZ2

NEW



For tenants in small to midsize commercial premises

- Individual control and monitoring of up to 100 indoor units
- 7.0inch TFT color screen
- Visually intuitive operation
- Room temperature display by indoor unit sensor & remote controller sensor
- 50 Remote Controller Groups Display & remote controller group rename
- Supports 12 languages: Chinese, Dutch, English, French, German, Greek, Italian, Polish, Portuguese, Russian, Spanish, and Turkish

Up to
100 indoor units

Up to
50 groups

Easy Operation

Air conditioning management by detecting room temperatures of each room

The room temperature detected with indoor unit sensor or remote controller sensor can be displayed. New model can detect the room temperature by indoor units sensors even if wired remote controllers are not connected to the indoor units.



NEW **Not connected wired remote controller**

: Indoor Unit Sensor



Thermistor

Connected wired remote controller

: Remote Controller Sensor / other sensors



Thermistor

*Room temperature is displayed only when indoor unit operates.

NEW 50 Remote Controller Groups Display

The group display and the 50 remote controller groups display can be switched easily.
Users can choose which display is better, depending on the situation.

Group Display



Manage & Monitor
by each Groups



50 Remote Controller Groups Display



Manage & Monitor
by 50 Remote Controller Groups

NEW Remote Controller Groups Rename

The remote controller group names can be changed. Users can know easily where the air conditioning is located by changing the remote controller group names.

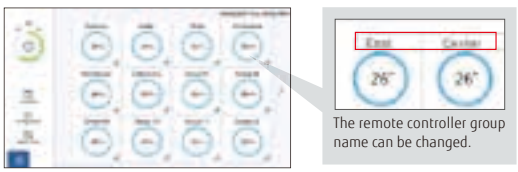

The remote controller group name can be changed.

Features: Central Remote Controller

- Easy intuitive operation from the touch panel display.
- All functions can be accessed through the monitoring screen showing a pop-up window for detailed operation.



Monitoring screen

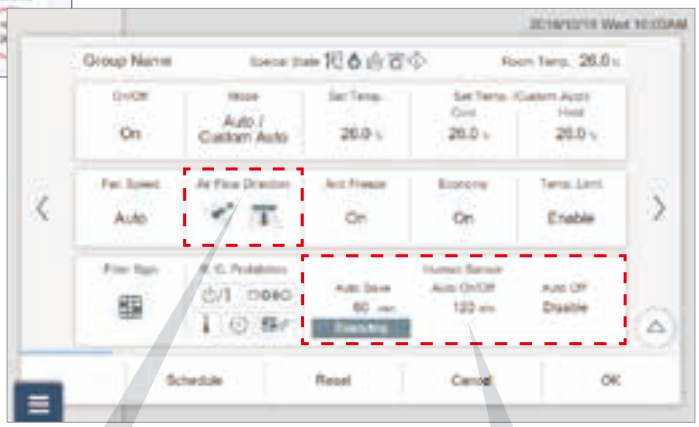

Individual setting

NEW Added individual wind direction control

Individual wind direction control has been added.

Circular Flow cassette / 3D Flow cassette



Circular flow cassette

NEW Occupancy sensor Compatible

Occupancy sensor setting
- Auto save
- Auto on / off
- Auto off detection time
- Enable and disable



Remote Management

Remote monitoring / Remote operation

New central remote controller can control your tenant's air conditioner anytime and anywhere.

When the central remote controller manages the indoor units of some tenants, air conditioning of each tenant can be managed separately online.

NEW Increased the Number of Accounts

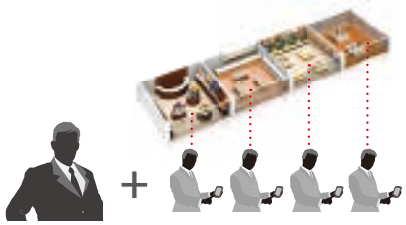

Administrator
(Building owner)

Online users
(Tenant owner)

Maximum
30
accounts

Trouble support function

Display error details

Display descriptive explanation when an error occurs



Sensor value monitoring function

Monitor sensor data of indoor unit / outdoor unit, send mail

Notify room temperature by email*

Notify by e-mail when the temperature around the air conditioner is too high or too low

*:This function is available only when using wired remote controller.

Specifications

Model name	UTY-DCGGZ2
Power Supply	100-240 V 50/60 Hz
Dimensions (H × W × D) (mm)	134.6 × 216.2 × 37.9
Weight (g)	800

Touch panel controller

UTY-DTGGZ1



- Large 7.5-inch TFT color LCD screen
- Touch screen operation
- Stylish design to fit nicely into any room environment
- Controls up to 400 indoor units.
- Icon or list view can be selected in monitoring mode.
- Supports 7 languages: Chinese, English, French, German, Polish, Russian, and Spanish.
- Mounted with LAN adapter for remote control & operation, external input/output with emergency stop and batch ON/OFF

Up to
400 indoor units

Up to
100 outdoor units

Up to
400 groups

Easy operation

- Wide range of simple-to-understand icons
- Operate by pressing the icons on the screen with your finger or a stylus.
- The color on the back identifies the current control operation; blue is for monitoring and green is for operational control.

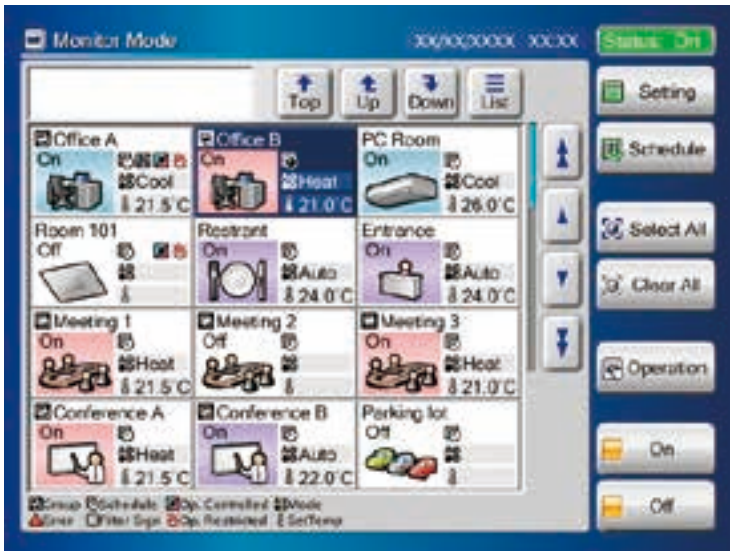

Easy maintenance

- The flat touch panel can be easily cleaned.
- Touch panel controller with non-glare coating to prevent finger marks
- Front cover for easy removal.



Easy installation

- The touch panel controller can be mounted on a wall.
- Flat back surface enables easy installation anywhere on a wall.
- No additional parts or components required for installation



Controls up to 400 indoor units.

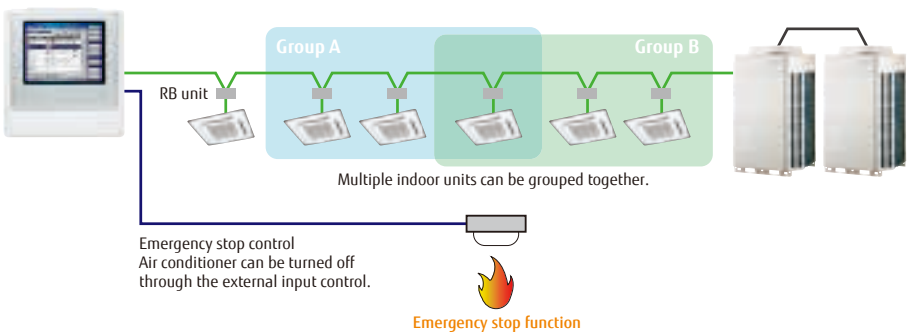

Features:

Control & monitoring

- Control and monitor Fujitsu General air conditioners via LAN or internet.
- Users and tenants can manage their assigned equipment from anywhere by computer or tablet.
- When something goes wrong, an error notice is sent by e-mail for prompt troubleshooting.

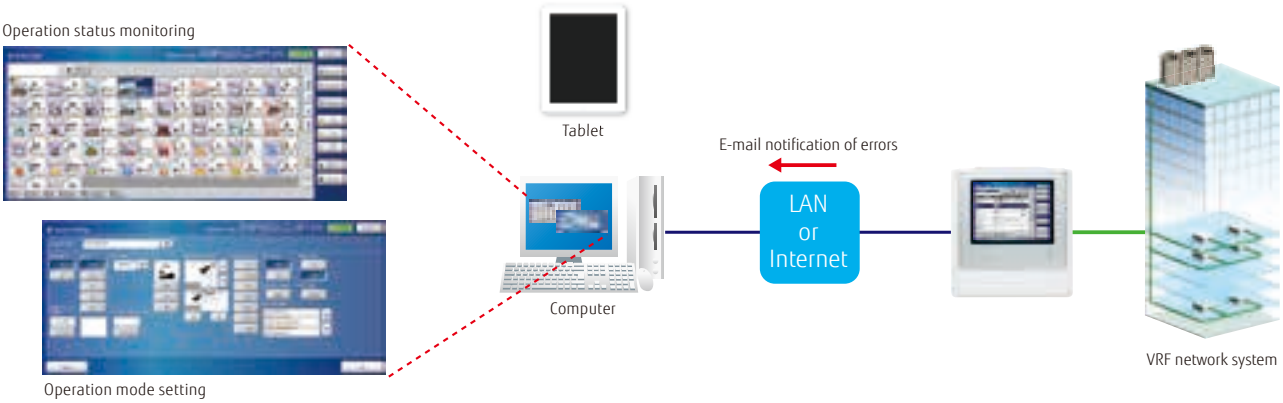

Smartphone

Model name	Browser
Nexus 6P (Android 7.1.1)	Google Chrome 5.5
iPhone 7 (iOS 10.1)	Safari 10

Tablet

Model name	Browser
iPad Pro 9.7 inch (iOS 10.2.1)	Safari 10

Flexible access permissions can be granted to users at each point level.

The administrator can register multiple users and permit them to access any indoor unit and any functions.

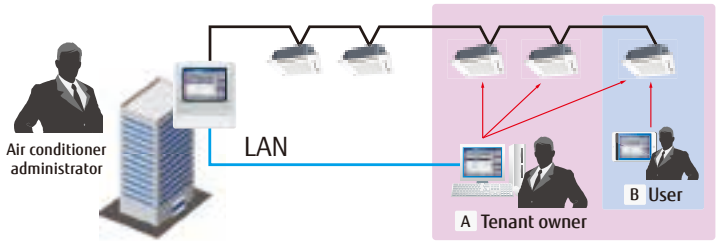

A : Account ID for Tenant owner B : Account ID for User

Additional languages

Supports 7 languages as standard: Chinese, English, French, German, Polish, Russian, and Spanish.
Create a language database to integrate additional languages into the remote device.
The added languages will only be displayed on the remote device and cannot be added to the Touch panel controller.

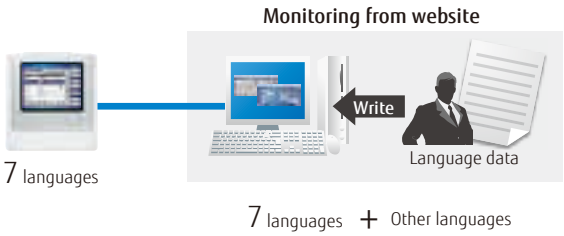

Electricity charge apportionment
(Option: UTY-PTGXA)

- Energy cost can be calculated and allocated to each billing user in proportion to the amount of energy used for air conditioning.

- Apportionment charge/bill calculation
- Tenant (block) setting
- Common facilities apportionment setting
- Rated power consumption allotment setting
- Individual calculations for cooling and heating
- Electricity meter supported

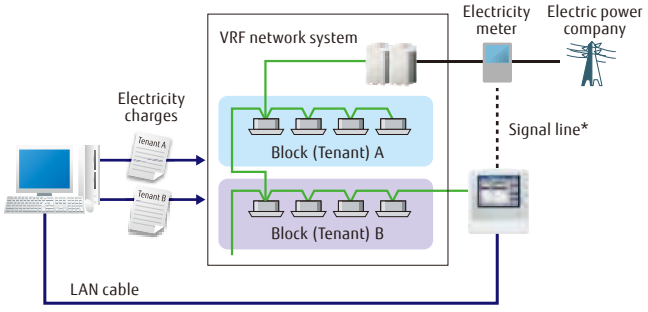

* An electricity usage meter can be connected to an external input connector of the Touch panel controller. In that case, the meter cannot be connected to an outdoor unit at the same time.

Features:

Automatic setting for daylight saving time

Functions provided

1) Schedule setting for daylight saving time
   - It prevents the user from forgetting to set daylight saving time. In addition, it saves time and effort for the user.

Automatic clock adjustment

2) Time can be set for all controllers in a batch automatically.

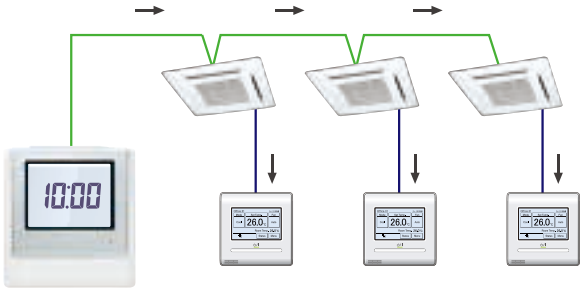

Outdoor unit low noise operation

You can choose from 4 low noise levels depending on the installation environment.
ON/OFF timing of low noise mode can be set with the timer.

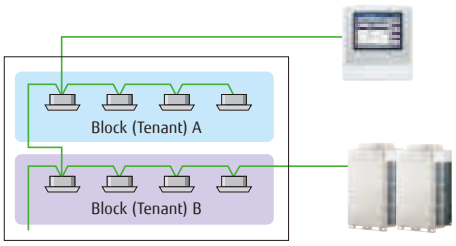

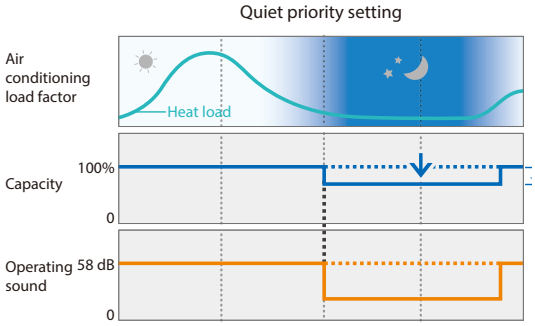

Energy-saving controls

Custom Auto

- Maintains 2 separate setpoints for heating and cooling operations.
- Automatically switches between heating and cooling modes.

* Not available for some models



Cooling set temp. 28℃, Heating set temp. 18℃

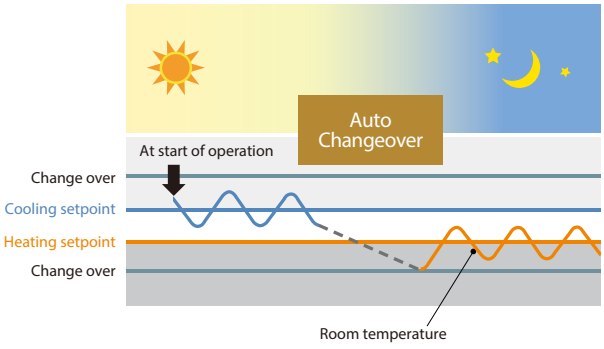

Refrigerant leak detector

Refrigerant leakage status is indicated by the management equipment. A pop-up message is displayed to notify the user, and the refrigerant is shut off.



FUNCTIONS SUMMARY

	 UTY-DTGGZ1	 Monitoring side
Air conditioning control functions		
ON/OFF	●	●
Operation mode setting*	●	●
Fan speed control	●	●
Room temperature setting	●	●
Setting temperature range limitation	●	●
Test operation	●	●
Vertical louver setting	●	●
Horizontal louver setting	●	●
Individual louver control	●*1	●
Group setting	●	●
Remote controller prohibition	●	●
Anti-freeze setting	●	●
Set temperature auto return	–	●
Energy-saving controls	–	●
Economy mode setting	●	●
Occupancy sensor control	–	●
Displayed items		
Error	●	●
Defrosting	●	●
Current time	●	●
Day of week	●	●
Remote controller prohibition	●	●
Cooling/heating priority	●	●
Address display	●	●
Room temperature	●*3	●*3
Multiple language support	●	●
Setting for daylight saving time	●	●
Time zone setting	●	●
Name registration	●	●
Backlighting	●	●
Language setting	7	7+other
Filter sign reset	●	●
Memory operations	●	●
Refrigerant leak detector	●	●

		 UTY-DTGGZ1	 Monitoring side
Timer			
Schedule timer	Period	Year	Year
	ON/OFF, Temp, Mode, Times per day	20	20
ON/OFF timer		–	–
Sleep timer		–	–
Program timer		–	–
Auto-off timer		–	●
Day off		●	●
Minimum unit of timer setting (minutes)		10	10
Control			
Remote monitoring management system		●	●
Electricity charge apportionment		○	○
Error history		●	●
Emergency stop		●*2	●*2
Remote monitoring management		–	●
Energy-saving management		–	–
E-mail notification in case of failure		–	●
Key lock		● Password setting	–
Low noise mode		●	●

●: Supported ○: Optional function –: Not supported
*1 Only setting cancellation can be operated.
*2 Only available for external input control.
*3 Available only when using a Wired remote controller.

Specifications

Model name	UTY-DTGGZ1
Power supply	Single phase ~100 to 240 V 50/60 Hz
Dimensions (H × W × D) (mm)	260 × 246 × 54
Weight (g)	2,150
Interfaces	Transmission/LAN/USB/EXT IN/EXT OUT/Reset SW

System controller

UTY-APGXZ1 Software



Up to
4 VRF network systems

Up to
400 outdoor units

Up to
1,600 indoor units

System controller enables advanced integrated monitoring and control of VRF network systems operating in small to large buildings.

- Up to 1,600 indoor units and 400 outdoor units on up to 4 VRF network systems can be controlled.
- To accommodate facility management needs, the system controller offers—in addition to precise air conditioning control—remote central control, electricity charge apportionment, schedule management, and energy-saving options for VRF network systems.
- Supports 7 languages: Chinese, English, French, German, Polish, Russian, and Spanish.

System controller Lite

UTY-ALGXZ1 Software



Up to
1 VRF network system

Up to
100 outdoor units

Up to
400 indoor units

System controller Lite offers a set of standard functions to manage air conditioners operating in a small or midsize building.

- Up to 400 indoor units and 100 outdoor units on a VRF network system can be controlled.
- In addition to precise air conditioning control, a variety of applications are available as options to offer a wider range of control.
- Supports 7 languages: Chinese, English, French, German, Polish, Russian, and Spanish.

Visually intuitive operation

Click & Operate: The visual representation of the property is shown on the screen from the perspective most suitable for operation (Click & Operate) You can select from among 4 display options: site, building, floor, and list.

Freely define groups for batched control: Indoor units can be grouped for simplified batch control from the tree menu. They can be grouped by organizational hierarchy, such as by division, department, and section.

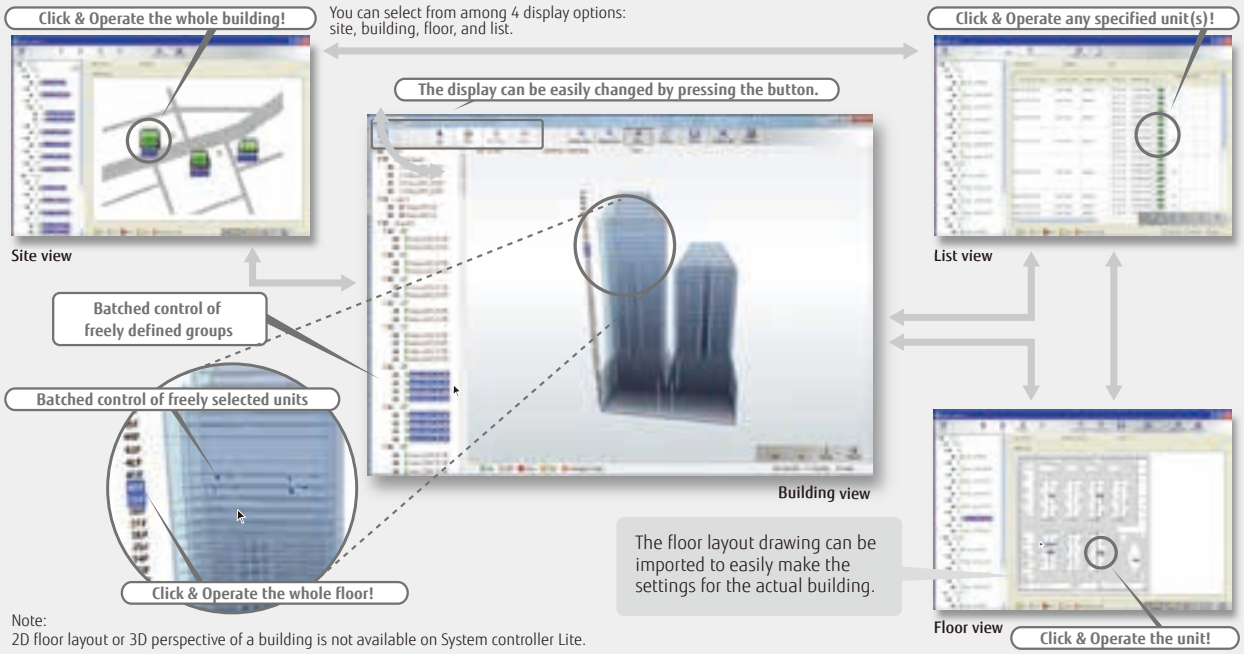

Note:
2D floor layout or 3D perspective of a building is not available on System controller Lite.

Features:

Third-party devices connected via MODBUS® can be controlled.

Standard for System Controller **Option** for System controller Lite UTY-PLGXX2

When a MODBUS® adapter (locally available) is connected to a computer, electrical equipment and devices supported by MODBUS® can be monitored and controlled centrally from the computer. The central control can reduce wasted energy throughout an entire building resulting from a failure to turn equipment off during or after work, as well as reduce the need for on-site patrols.

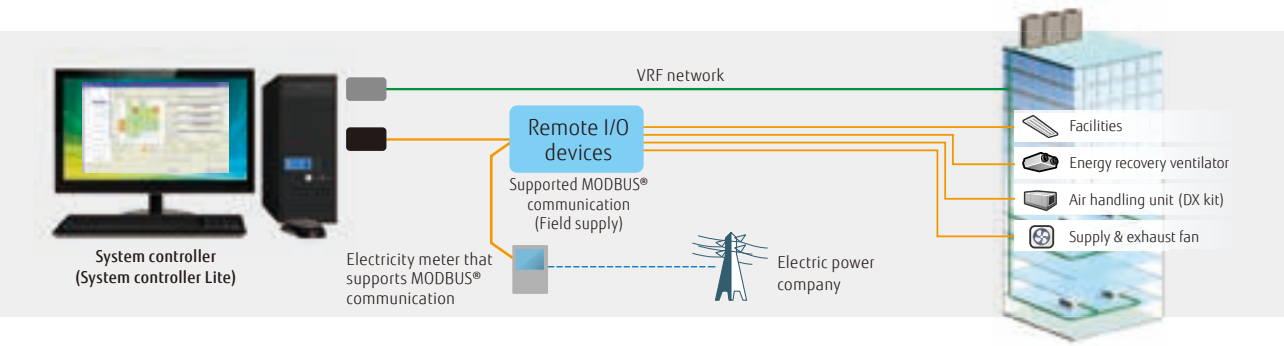

Wide-ranging operation and data management

Standard System controller and System controller Lite

Schedule management

- An annual schedule can be arranged for each remote controller group or user-defined group.
- ON/OFF, operation mode, remote controller prohibition, and temperature settings can be programmed for up to 143 times per day at 10-minute intervals and for up to 101 configurations for each remote controller group.
- Settings can be programmed for a period that spans midnight.
- Allows for the programming of special settings for weekends, holidays, and store closings throughout the year.
- Low noise operation of outdoor units can be scheduled.



Wide-ranging control of indoor and outdoor units

- The operation status and mode of each indoor unit are displayed.
- Turn on and off each indoor unit and switch its operation mode.
- Setting temperature range limitation
- Low noise setting of outdoor units

Remote controller prohibition

Prohibits the operation mode, temperature setting, or ON/OFF of an indoor unit.

Error alert and e-mail notice

When something goes wrong, an error message is shown in a popup on a computer display with a chime, and an e-mail notice is sent. Errors of the past one year are logged and can be reviewed.

Operation and control history

A history of operation status and control can be maintained and retrieved.

Importing and exporting databases

Only an administrator is authorized to import and export registration, layout, and image data.

Automatic clock adjustment

Time can be set for all controllers in batch automatically.

Electricity charge apportionment

Standard on System controller

Option System controller Lite UTY-PLGXA2

Electricity charge apportionment method

This is a method to calculate monthly energy costs to be allocated to each tenant based on the amount of energy used by their air conditioners. The first step is to determine exactly how much energy is consumed by air conditioners in each tenant space. The second step is to divide the total energy charge billed by an electric power company based on the amount of energy used by each tenant to determine the energy cost to be allocated to each of them. (See figure on right)
The calculation takes into consideration such factors as the number of unused rooms and nighttime electricity rate, which are shown in detail on an energy cost allocation schedule.

Example of system configuration

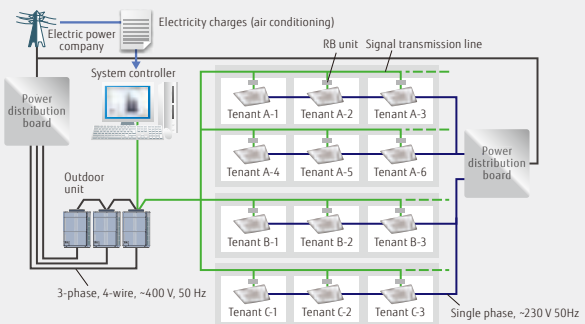

Features:

Remote monitoring management

Standard on System controller
Option System controller Lite UTY-PLGXR2

The System controller can be used on site or remotely over networks for remote central control.
The System controller requires 2 software programs working together: The VRF controller runs on site and communicates with the VRF system;
The VRF explorer, which runs at a remote location, provides a user interface and communicates with the VRF controller.
The VRF controller and the VRF explorer run on a single computer or on different computers connected on a network.
A computer running VRF explorer can centrally control up to 10 VRF system sites having up to 20 buildings each.

On site central control

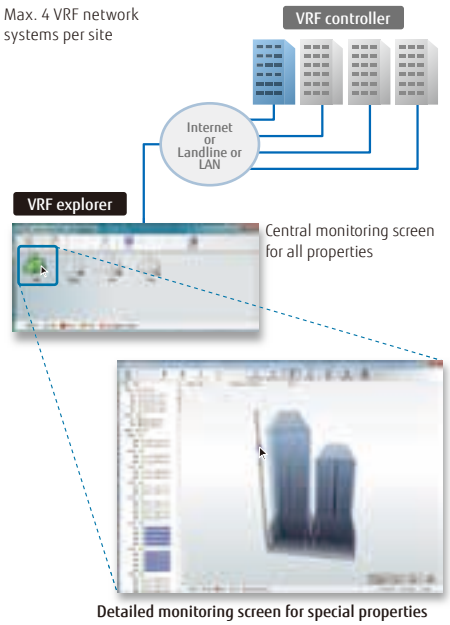

Remote central control

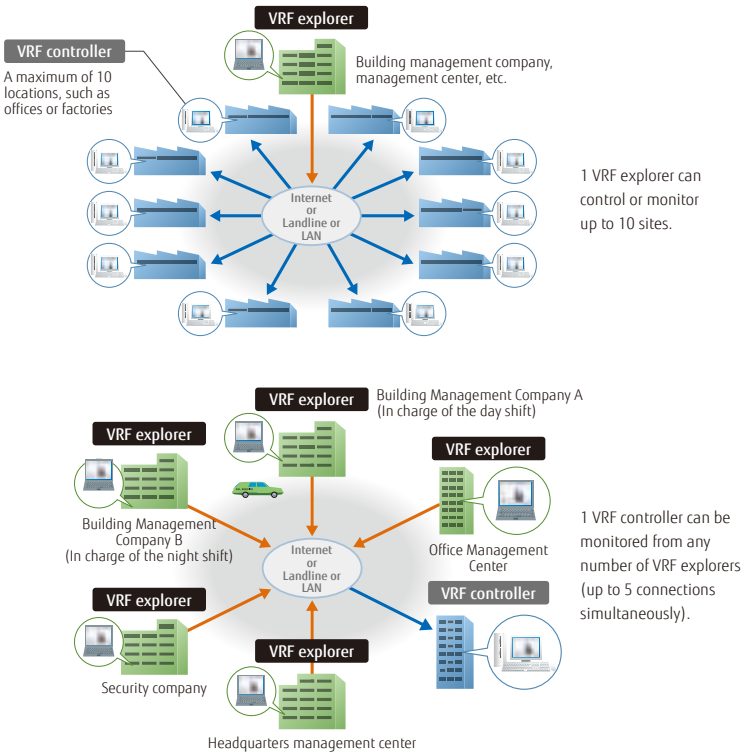

Energy-saving management

Option System controller UTY-PEGXZ1
Option System controller Lite UTY-PLGXE2

A variety of energy-saving options can be selected depending on the season, weather, and time of day. Excellent energy-saving operation is performed while keeping users comfortable.



Main screen for energy-saving management

Energy saving graph data: This chart compares the energy consumption for the current month with the previous month and with the same month of the previous year to keep track of the energy-saving performance.

Indoor unit rotation

Indoor units can be automatically rotated to operate within a group in accordance with a predetermined annual schedule to reduce power consumption while keeping users comfortable. The operation stoppage rate can be selected for an indoor unit.

Peak-cut mode

The system controller monitors the connected power meter and controls the energy to maintain the target power consumption set for each time period by changing the set temperature of the indoor units or turning off the thermostat so as to keep the users comfortable. Indoor units to be controlled can be grouped in many ways, and the control level can be set for each group.

Capacity saving for outdoor unit

The upper limit on the capacity of an outdoor unit can be adjusted to reduce power consumption during a hot summer or cold winter by averaging out the power-saving performance of each refrigerant system. The upper limit on capacity can be set at 50% of the rated capacity or more.

Summary of functions

Functions	Type		System controller		System controller Lite				
			UTY-APGXZ1	Option UTY-PEGXZ1	UTY-ALGXZ1	Option UTY-PLGXR2	Option UTY-PLGXA2	Option UTY-PLGXE2	Option UTY-PLGXX2
Specifications	Max. number of VRF networks supported		4	—	1	—	—	—	—
	Max. number of indoor unit and remote controller groups per VRF network		400	—	400	—	—	—	—
	Max. number of outdoor units per VRF network		100	—	100	—	—	—	—
	Max. number of indoor units and remote controller groups per System controller		1600	—	400	—	—	—	—
	Max. number of outdoor units per System controller		400	—	100	—	—	—	—
Site supervision	Multiple site display		10	—	10	—	—	—	—
	Number of buildings per site		20	—	—	—	—	—	—
	Number of floors per site		200	—	—	—	—	—	—
	Number of floors per building		50	—	—	—	—	—	—
	3D graphical layout view		●	—	—	—	—	—	—
	2D graphical layout view		●	—	—	—	—	—	—
	List display		●	—	●	—	—	—	—
	Tree display		●	—	●	—	—	—	—
	Group display		●	—	●	—	—	—	—
Error management	Error notification		●	—	●	—	—	—	—
	Audible alarm		●	—	●	—	—	—	—
	E-mail notification of errors		●	—	●	—	—	—	—
History	Error history		●	—	●	—	—	—	—
	Operation history		●	—	●	—	—	—	—
	Control history		●	—	●	—	—	—	—
Operation control	Individual control	ON/OFF	●	—	●	—	—	—	—
		Operation mode*	●	—	●	—	—	—	—
		Room temperature	●	—	●	—	—	—	—
		Fan speed	●	—	●	—	—	—	—
		Airflow direction	●	—	●	—	—	—	—
		Economy mode	●	—	●	—	—	—	—
		Setting temperature range limitation	●	—	●	—	—	—	—
		Anti-freeze	●	—	●	—	—	—	—
		Low noise setting of outdoor units	●	—	●	—	—	—	—
	Individual management	Remote controller prohibition	●	—	●	—	—	—	—
		Setting temperature range limitation	●	—	●	—	—	—	—
		Filter sign reset	●	—	●	—	—	—	—
	Other	memory operations	●	—	●	—	—	—	—
		Pattern operations	●	—	●	—	—	—	—
Schedule	Annual Schedule		●	—	●	—	—	—	—
	Setting for a specific date		●	—	●	—	—	—	—
	ON/OFF per day		72	—	72	—	—	—	—
	ON/OFF per week		504	—	504	—	—	—	—
	Day off		●	—	●	—	—	—	—
	Minimum unit of timer setting (minutes)		10	—	10	—	—	—	—
	Weekly schedule for low noise mode		●	—	●	—	—	—	—
Remote monitoring management	Web Operation		●	—	●	—	—	—	—
	Remote monitoring		●	—	—	●	—	—	—
	Remote operation control		●	—	—	●	—	—	—
	Remote function setting		●	—	—	●	—	—	—
Electricity charge apportionment	Apportionment charge/bill calculation		●	—	—	—	●	—	—
	Tenant (block) setting		●	—	—	—	●	—	—
	Common facilities apportionment setting		●	—	—	—	●	—	—
	Rated power consumption allotment setting		●	—	—	—	●	—	—
	Individual calculations for cooling and heating		—	●	—	—	●	—	—
	Electricity meter supported		—	●	—	—	●	—	—
Energy-saving management	Indoor unit rotation		—	●	—	—	—	●	—
	Peak cut control		—	●	—	—	—	●	—
	Capacity saving for outdoor unit		—	●	—	—	—	●	—
	Record of energy-saving operation		—	●	—	—	—	●	—
	Information on energy saving		—	●	—	—	—	●	—
	Power consumption monitor		—	●	—	—	—	●	—
	Electricity meter supported			●		—	—	●	—
Control of external devices	Monitor		●	—	—	—	—	—	●
	Control		●	—	—	—	—	—	●
Others	Importing and exporting databases		●	—	●	—	—	—	—
	Automatic clock adjustment		●	—	●	—	—	—	—
	Multiple language support		7 languages	—	7 languages	—	—	—	—
	Refrigerant leak detector		●	—	●	—	—	—	—
	Power shutdown		●	—	●	—	—	—	—

●●: Available -: Not available

Computer requirements

The specifications required for the computer are shown in the table below:

	System controller	System controller Lite
Operating system	• Microsoft® Windows® 7 Home Premium (32-bit or 64-bit) SP1, Windows® 7 Professional (32-bit or 64-bit) SP1 • Microsoft® Windows® 8.1 (32-bit or 64-bit), Windows® 8.1 Pro (32-bit or 64-bit) • Microsoft® Windows® 10 Home (32-bit or 64-bit), Windows® 10 Pro (32-bit or 64-bit) Supports 7 languages: English, Chinese, French, German, Russian, Spanish, and Polish	
CPU	Intel® CoreTM i3 2 GHz or higher	
Memory	• 2 GB or more (for Windows® 7 [32-bit]) • 4 GB or more (for Windows® 7 [64-bit], Windows® 8.1, and Windows® 10)	
HDD	40 GB or more of free space	
Displayed items	1024 × 768 or higher resolution	
Interfaces	•Ethernet port (for getting access to the internet using LAN) or a modem (for getting access to the internet via landline) •Up to 6 USB ports (Only required for a server computer working as a VRF controller) - Maximum of 2 USB ports are required to connect to a White-USB-key/WibuKey - Up to 4 USB ports required to connect to an Echelon® U10 USB network interface * Maximum number of required USB ports depends on the applicable system configuration.	•Ethernet port (for getting access to the internet using LAN) or a modem (for getting access to the internet via landline) •Up to 6 USB ports (Only required for a server computer working as a VRF controller) - Maximum of 4 USB ports are required to connect to a White-USB-key/WibuKey - 1 USB port is required for an Echelon® U10 USB Network interface * The maximum number of required USB ports depends on the applicable system configuration.
Graphic accelerator	Microsoft® DirectX® 9.0c compatible	
Software	Adobe® Acrobat Reader® 9.0 or later	

• Echelon® U10 USB Network interface – TP/FT-10 Channel (Model name: 75010R) (Required for each VRF Network)

Packing list

Type	For System controller		For System controller Lite				
	System controller	Option Energy manager	System controller Lite	Option Remote access	Option Electricity charge apportionment	Option Energy saving	Option Centralized control
Model name	UTY-APGXZ1	UTY-PEGXZ1	UTY-ALGXZ1	UTY-PLGXR2	UTY-PLGXA2	UTY-PLGXE2	UTY-PLGXX2
White-USB-key	1	1	1	1	1	1	1

*1: Software protection key to be inserted in a USB slot running System controller or System controller Lite.
System controller or System controller Lite may only run on a PC with a WHITE-USB-KEY. However, a WHITE-USB-KEY is not required for remote VRF explorer software.

BACnet® gateway

UTY-ABGXZ1 Software



White-USB-key
(Software Protection Key)

BACnet® is a registered trademark of ASHRAE. ASHRAE does not endorse, approve or test products for compliance with ASHRAE standards. Compliance of listed products to the requirements of ASHRAE Standard 135 is the responsibility of BACnet International (BI). BTL is a registered trademark of BACnet International.

- A medium to large BMS can be connected to a VRF network system via BACnet®, a standard communication protocol for open networks.
- Up to 1,600 indoor units on up to 4 VRF network systems (up to 400 indoor units and 100 outdoor units per system) can be connected to a single BACnet® gateway.
- The VRF network system can be controlled or monitored from BMS via BACnet® gateway.
- Compatible with BACnet® (ANSI/ASHRAE-135-2014) application specific controller (B-ASC).
- Compatible with BACnet®/IP over Ethernet.
- Scheduling, alarm and event setting, and energy cost allocation are provided on the BACnet® gateway.
- The VRF network system can be connected to a computer via a U10 USB interface. Note that Fujitsu General does not supply a U10 USB interface or a computer. They must be purchased separately by the user.
- Corresponds to 7 different languages: English, Chinese, French, German, Spanish, Russian, Polish.

Up to
4
VRF network systems

Up to
400 outdoor units

Up to
1,600 indoor units

Installation example

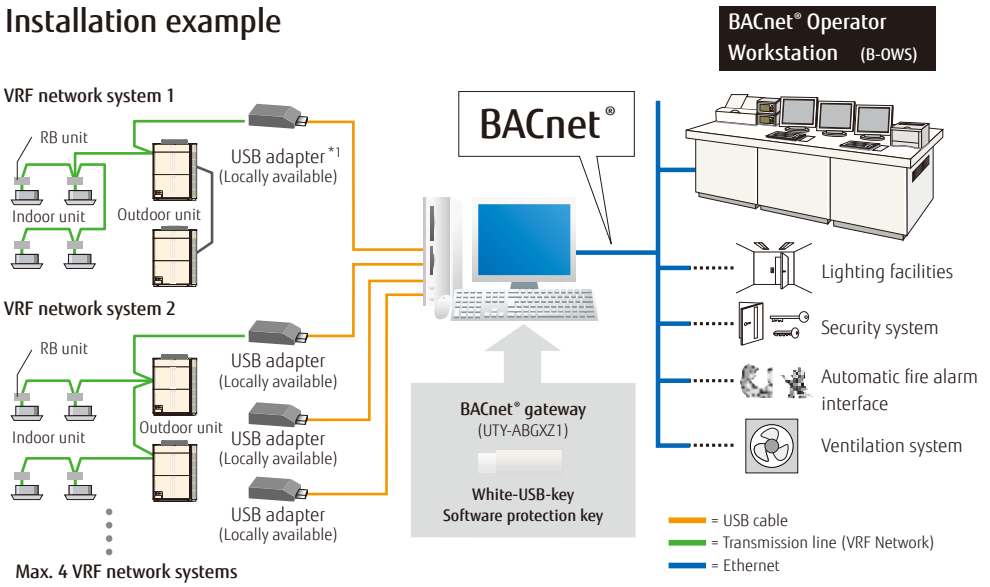

*1: U10 USB network interface available from Echelon® Corporation.

Computer requirements

	UTY-ABGXZ1
Operating system	• Microsoft® Windows® 7 Home Premium (32-bit or 64-bit) SP1, Windows® 7 Professional (32-bit or 64-bit) SP1 • Microsoft® Windows® 8.1 (32-bit or 64-bit), Windows® 8.1 Pro (32-bit or 64-bit) • Microsoft® Windows® 10 Home (32-bit or 64-bit), Windows® 10 Pro (32-bit or 64-bit) Supported languages: Chinese, English, French, German, Polish, Russian, and Spanish
CPU	Intel® Core™ i3 2 GHz or higher
Memory	• 2 GB or more (for Windows® 7 [32-bit]) • 4 GB or more (for Windows® 7 [64-bit], Windows® 8.1, and Windows® 10)
HDD	40 GB or more of free space
Displayed items	1024 × 768 or higher resolution
Interfaces	• Ethernet port (for getting access to the internet using LAN) • Up to 5 USB ports - 1 USB port required to connect to a White-USB-key/WibuKey - Up to 4 USB ports required to connect to an Echelon® U10 USB network interface *The maximum number of required USB ports varies depending on the applicable system configuration.
Software	Adobe® Acrobat Reader® 9.0 or later

•Echelon® U10 USB Network interface – TP/FT-10 Channel (Model name: 75010R) (Required for each VRF Network)

Packing list

Name and shape	Quantity	Application
White-USB-key	1	Includes the software, user's manual, and license for BACnet® gateway.

BACnet® gateway

UTY-VBGX Hardware



- BACnet® gateway connects BMS and a Fujitsu General VRF system.
- Up to 128 indoor units and 32 refrigerant systems can be connected to a single BACnet® gateway.
- Compatible with BACnet® (ANSI/ASHRAE-135-2012) application-specific controller (B-ASC)
- Compatible with BACnet®/IP over Ethernet.

BaCnet® is a registered trademark of ASHRAE. ASHRAE does not endorse, approve or test products for compliance with ASHRAE standards. Compliance of listed products to the requirements of ASHRAE Standard 135 is the responsibility of BACnet International (BI). BTL is a registered trademark of BACnet International.

Up to
1 VRF network system

Up to
32 refrigerant systems

Up to
128 indoor units

Installation example

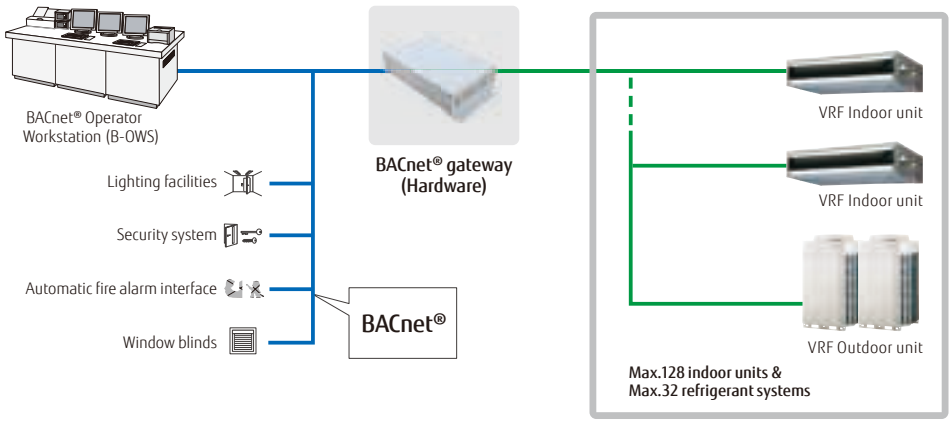

Specifications

Model name	UTY-VBGX
Number of controllable indoor units	128
Number of controllable refrigerant systems	32
Number of controllable VRF networks	1
Number of connectable units / one VRF network	4

Model name	UTY-VBGX
Power supply	Single phase, 100-240 V, 50/60 Hz
Power consumption (W)	4.6 (max.)
Dimensions (H × W × D) (mm)	59.6 × 270.4 × 176
Weight (g)	1200

Multiple protocol LAN adapter

FG-TL-MBS16Z1



FG-TL-MBS16Z1
(VRF type)

Up to
16 indoor units

No separate external power supply required

- Can be used for 16 indoor units.

Installation example

[VRF type]

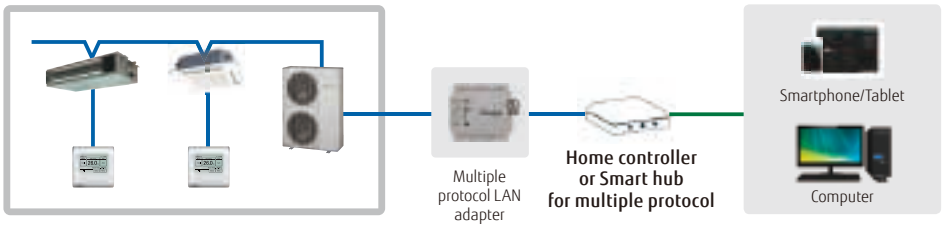

Specifications

Model name	FG-TL-MBS16Z1 (VRF type)
Power supply	9 to 36 V DC, Max.: 140 mA or 24 V AC 50/60 Hz, Max.: 127 mA.*
Input power (W)	1.7
Dimensions (H × W × D) (mm)	90 × 88 × 56
Weight (g)	330

*24 V DC power supply is recommended.

BACnet®/MODBUS® Router

FG-RTR-BAC32Z1/FG-RTR-MBS32Z1



FG-RTR-BAC32Z1
(BAC net)



FG-RTR-MBS32Z1
(MODBUS®)

Routing between BaCnet® MS/TP and BaCnet® IP networks

- Routing between BaCnet® MS/TP and BaCnet® IP networks
- Routing between MODBUS® RTU and MODBUS® TCP networks

Installation example

[BaCnet® type]

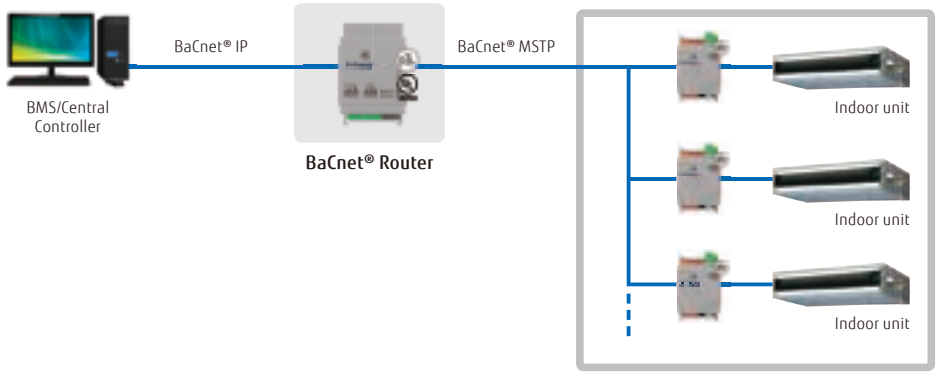

[MODBUS® type]

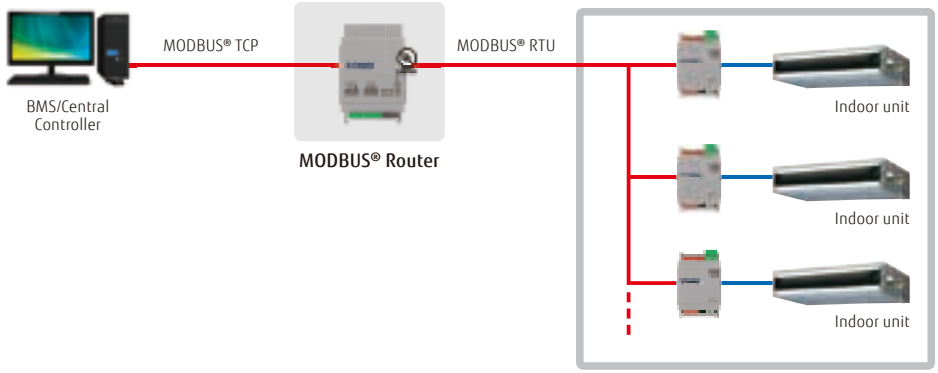

Specifications

Model name	FG-RTR-BAC32Z1 (MS/TP to IP)	FG-RTR-MBS32Z1 (RTU to TCP)
Number of routable devices (max.)	32	32
Power supply	9 to 36 V DC, Max.: 140 mA or 24 V AC 50/60 Hz, Max.: 127 mA	9 to 36 V DC, Max.: 140 mA or 24 V AC 50/60 Hz, Max.: 127 mA
Power consumption (W)	1.7	1.7
Dimensions (H × W × D) (mm)	93 × 53 × 58	93 × 53 × 58
Weight (g)	150	150

BACnet®/MODBUS® Cloud Device

FG-CLD-BMG4Z1/FG-CLD-BMG8Z1/FG-CLD-BMG16Z1/FG-CLD-BMG32Z1



FG-CLD-BMG4/8/16/32Z1

- The most powerful configuration tool common to all BACnet® gateways provides the system integrators with the power to configure and monitor their systems in an easy and reliable manner.
- A simple, easy-to-use description for the ST Cloud Web and App User Interface, with all widgets customizable to the user's needs, enabling system integrators to easily offer the best user experience to customers who are in control of their BaCnet® or MODBUS® devices.

Installation example

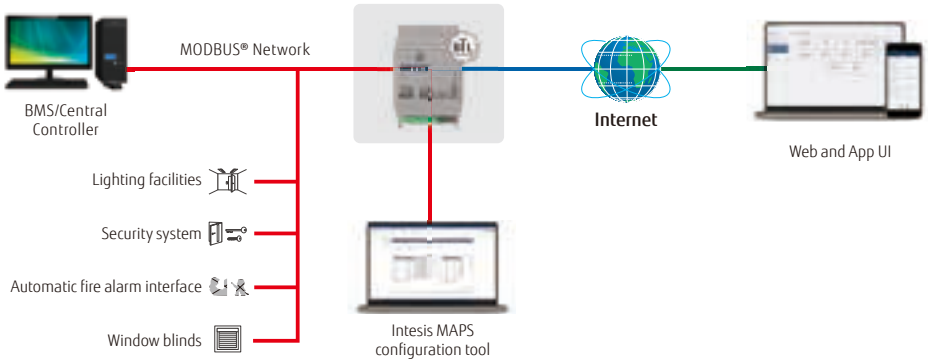

*BMS: Building Management System

Gateway features

- BaCnet® IP/MSTP or MODBUS® TCP/RTU connectivity
- Up to 32 devices can be connected to each gateway.
- Up to 12 widgets per device
- Easy device configuration with Intesis MAPS

Next-generation services

- Industrial-grade connectivity now for building automation
- Fast and scalable real-time edge connectivity over HMS HubTM
- Full data control and protection
- Secure and remote updates during the application lifetime

System Features

- Monitor and control all devices in an intuitive way
- Comes with a native iOS and Android app and a web interface
- Create scenes and interact with multiple concurrent devices
- Calendar that shows the daily planned installation commands
- Notifications keep you updated about system status
- Device sharing and usage permissions management
- Multiple site management from a common dashboard

Specifications

Model name	FG-CLD-BMG4Z1	FG-CLD-BMG8Z1	FG-CLD-BMG16Z1	FG-CLD-BMG32Z1
Number of connectable BaCnet® (IP/MSTP) or MODBUS® (TCP/RTU) devices	4	8	16	32
Power supply	9 to 24 V DC, 50/60Hz	9 to 24 V DC, 50/60Hz	9 to 24 V DC, 50/60Hz	9 to 24 V DC, 50/60Hz
Power consumption (W)	1.7	1.7	1.7	1.7
Dimensions (H × W × D) (mm)	93 ×53 × 58	93 ×53 × 58	93 ×53 × 58	93 ×53 × 58
Weight (g)	150	150	150	150

MODBUS® convertor for VRF

UTY-VMGX/FG-TL-MBS16Z1



UTY-VMGX

MODBUS® converter enables air conditioners to be fully integrated into a MODBUS® network.

- Compact and lightweight design
- Direct connection to MODBUS® network
- MODBUS® convertor enables central monitoring and control of air conditioners from BMS or a central controller.
- Up to 9 converters can be connected to a VRF network (UTY-VMGX). Simultaneous control, such as Power ON/OFF and temperature setting, can be performed for each zone.
- If a connection error occurs after installation work is completed, the source of the error can be located easily.

Up to
9 units per VRF system

Up to
100 outdoor units

Up to
128 indoor units



FG-TL-MBS16Z1

Up to
16 indoor units

Up to
16 outdoor units

Installation example

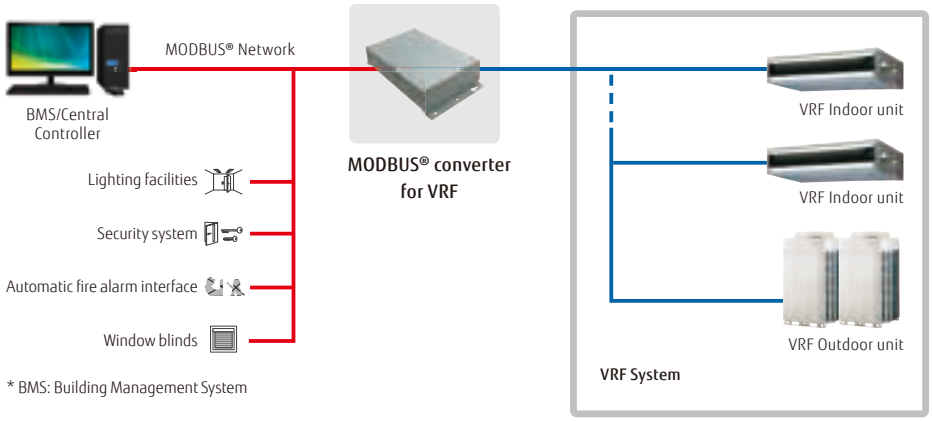

* BMS: Building Management System

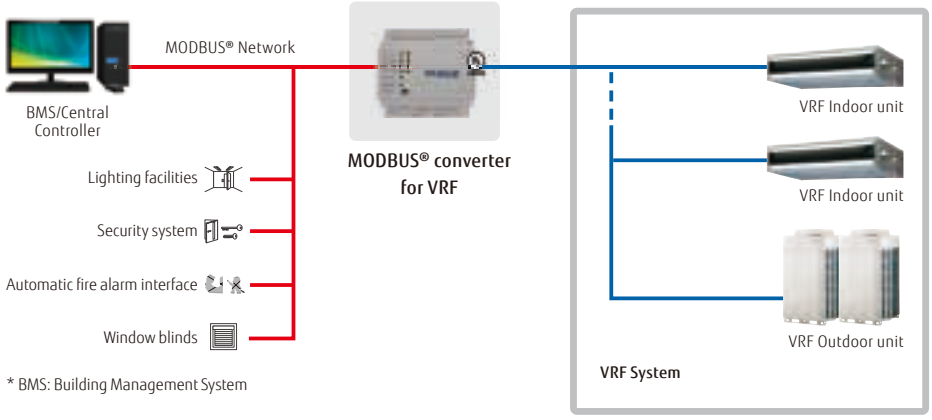

* BMS: Building Management System

Specifications

Model name	UTY-VMGX	FG-TL-MBS16Z1
Power supply	Single phase ~220 to 240 V 50/60 Hz	9 to 36 V DC, Max.: 140 mA or 24 V AC 50/60 Hz, Max.: 127 mA.*
Input power (W)	Max. 2	1.7
Dimensions (H × W × D) (mm)	54 × 260 × 150	90 × 88 × 56
Weight (g)	1,100	330

*24 V DC power supply is recommended.

KNX® converter for VRF

UTY-VKGX/FG-TL-KNX16Z1



UTY-VKGX

Up to
100 outdoor units

Up to
128 indoor units



FG-TL-KNX16Z1

Up to
16 indoor units

Up to
16 outdoor units

KNX® converter enables centralized control of a system.

- KNX® converter connects a central or home controller and a Fujitsu General VRF system.
- Up to 128 indoor units and 100 outdoor units can be connected to a single KNX® converter. (UTY-VKGX)

Installation example

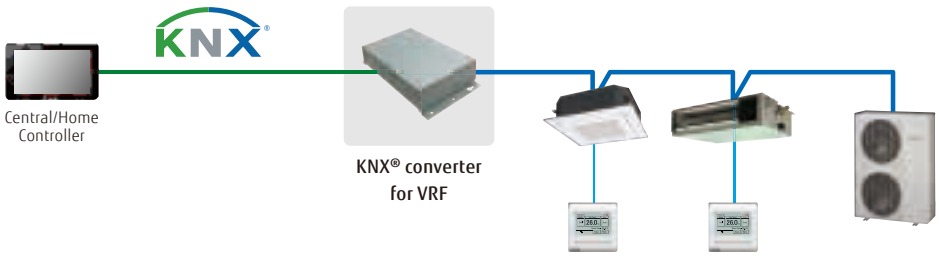

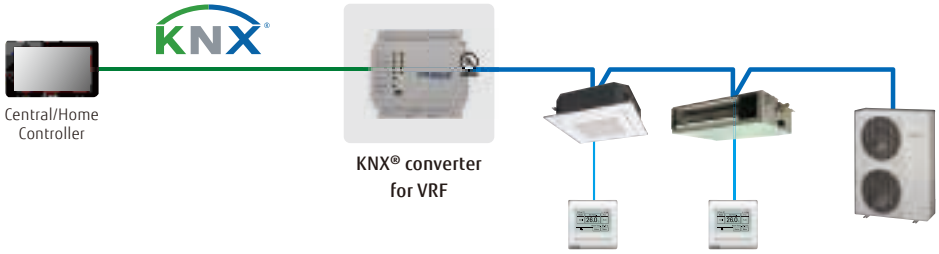

Specifications

Model name	UTY-VKGX	FG-TL-KNX16Z1
Power supply	Single phase ~220 to 240 V 50/60 Hz	9 to 36 V DC, Max.: 140 mA or 24 V AC 50/60 Hz, Max.: 127 mA.*
Input power (W)	1.5	1.6
Dimensions (H × W × D) (mm)	54 × 260 × 150	90 × 88 × 56
Weight (g)	1,200	340

*24 V DC power supply is recommended.

Signal amplifier

UTY-VSGXZ1



- The transmission line can be extended up to 3,600 m using multiple Signal amplifiers.
- Up to 8 Signal amplifiers can be added in a VRF network system.
- A Signal amplifier is required.
  (1) When the total wiring length of the transmission line exceeds 500 m.
  (2) When the total number of units on the transmission line exceeds 64.

Installation example

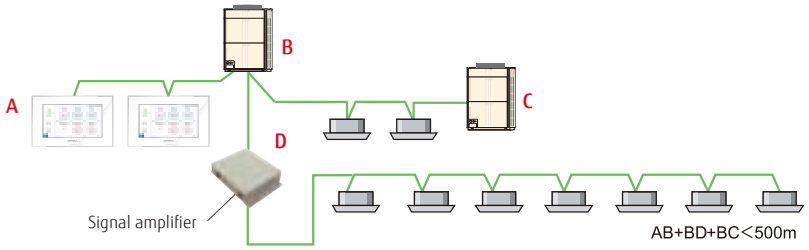

Specifications

Model name	UTY-VSGXZ1
Power supply	Single phace ~208 to 240 V 50/60 Hz
Power consumption (W)	4.5
Dimensions (H × W × D) (mm)	67 × 288 × 211
Weight (g)	1,500

Network converter for LONWORKS™

UTY-VLGX



- Connects the VRF network system to a **LONWORKS™** open network to manage small and midsized BMS and VRF network system.
- The UTY-VLGX enables centralized monitoring and control of VRF network system from a BMS via a **LONWORKS™** interface.
- Up to 128 Indoor units can be connected to one network converter for **LONWORKS™**

Up to
4 units to BMS

Up to
100 outdoor units

Up to
128 indoor units

Installation example

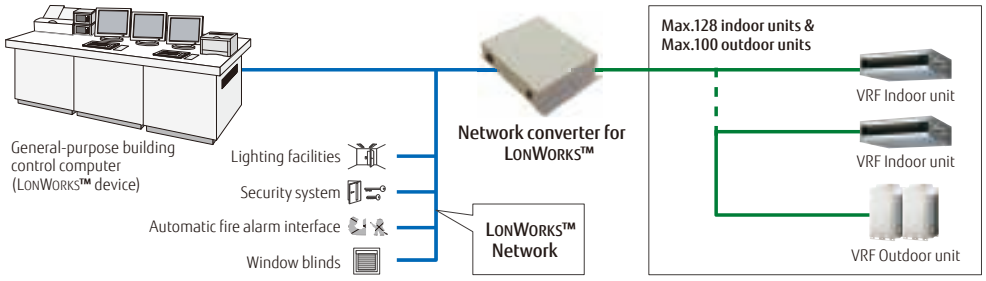

Specifications

Model name	UTY-VLGX
Power supply	Single phace ~208 to 240 V 50/60 Hz
Power consumption (W)	4.5
Dimensions (H × W × D) (mm)	67 × 288 × 211
Weight (g)	1,500

Transmission specifications (BMS side)

Transmission speed	78 kbps
Transceiver	FT-X1 (available from Echelon® Corporation)
Transmission line form	Free topology
Terminal resistor	None (converter to be attached at the terminal of a network)



Controller system list (available) for Split/Multi-split

Controller Options/Accessories:

Type		Refrigerant	Indoor unit										
			Wall-mounted							Cassette		Duct	
			Flagship Series	Designer Series		Standard Series			ECO Series	Compact 4-way flow Series	Circular flow Series	Slim	
		R32	ASHG 12KXCA	ASHG 07/09/12/14 KGTE	ASHG 07/09/12/14 KETE, KETE-B	ASHG 07/09/12/14 KMCE	ASHG 18/24KMTE	ASHG 30/36KMTA	ASHG 07/09/12 KPCE	AUXG 09/12/14/ 18/22/24 KVLA	AUXG 18/22/24/30/ 36/45/54 KRLB	ARXG 09/12/14/18 KLLAP	
		R410A											
Controllers	Wired remote controller			● UTY-RNRYG5+ UTY-TWRXZ2						● UTY-RNRYG5			
				● UTY-RLRG+ UTY-TWRXZ2						● UTY-RLRG			
				● UTY-RCRGZ1+ UTY-TWRXZ2						● UTY-RCRGZ1			
										● UTY-RVNGM			
										● UTY-RNNGM			
	Simple remote controller	 nonpolar 2-core type  polar 3-core type		● UTY-RSRG UTY-RHRG+ UTY-TWRXZ2						● UTY-RSRG, UTY-RHRG, UTY-RSNGM			
	Central remote controller												
	Wireless remote controller									● UTY-LNTG			
	IR receiver unit with Wireless remote controller	 For Duct type  For Cassette type											
		 For Duct type  For Cassette type  For Ceiling									● UTY-LBTGC	● UTY-LBTGM	



Indoor unit											Outdoor unit
Duct					Floor	Ceiling	Multi-split				Single phase
Medium static pressure (Compact)	Medium static pressure (Standard)	High static pressure		BIG			Wall-mounted	Compact cassette	Mini duct	Slim duct	5/6/8-unit multi-split
ARXG 12/14/18/22/24/30/36/45/54 KHTAP	ARXG22KMLB, ARXG 24/30/36/45 KMLA	ARXG 45/54KHTB			AGHG 09/12/14 KVCA	ABHG 18/22/24/30/36/45/54 KRTA	ASHG 22KMTE	AUXG 07KVLA	ARXG 07/09/12/14/18 KSLAP	ARXG 07KLLAP	AOHG36KBTA5
			ARHG 60LHTA	ARHG 72/90LHTA							AOHG45LBLA6 AOHG45LBT8
UTY-RNRYG5				UTY-RNRYG5	UTY-RNRYG5+ UTY-TWRXZ3	UTY-RNRYG5	UTY-RNRYG5+ UTY-TWRXZ2	UTY-RNRYG5			
UTY-RLRG				UTY-RLRG	UTY-RLRG+ UTY-TWRXZ3	UTY-RLRG	UTY-RLRG+ UTY-TWRXZ2	UTY-RLRG			
UTY-RCRGZ1				UTY-RCRGZ1	UTY-RCRGZ1+ UTY-TWRZX3	UTY-RCRGZ1	UTY-RCRGZ1+ UTY-TWRXZ2	UTY-RCRGZ1			
UTY-RVNGM			UTY-RVNGM					UTY-RVNGM			
UTY-RNNGM			UTY-RNNGM					UTY-RNNGM			
UTY-RSRG, UTY-RHRG, UTY-RSNGM			UTY-RSNGM	UTY-RSRG UTY-RHRG UTY-RSNGM	UTY-RSRG UTY-RHRG+ UTY-TWRXZ3	UTY-RSRG UTY-RHRG	UTY-RSRG UTY-RHRG+ UTY-TWRXZ2	UTY-RSRG UTY-RHRG UTY-RSNGM			
											UTY-DMMGM1*3 (KBTA5) UTY-DMMGM*3 (LBLA6, LBT8)
								UTY-LNTG			
			UTY-LRHGM								
UTY-LBTGM				UTY-LBTGM		UTY-LBTGH			UTY-LBTGM	UTY-LBTGM	

*There are no optional parts for the KL Series.
*1: Available only when the WLAN adapter (UY-TFSXF2) is removed. *2 Available only when the WLAN adapter (UTY-TFSXZ1) is removed.
*3 Consult your dealer for conditions of use.

Controller system list (available) for Split/Multi-split

Controller Options/Accessories:

Type		Refrigerant	Indoor unit											
			Wall-mounted								Cassette		Duct	
			Flagship Series	Designer Series		Standard Series			ECO Series		Compact 4-way flow Series	Circular flow Series	Slim	
		R32	ASHG 12KXCA	ASHG 07/09/12/14 KGTE	ASHG 07/09/12/14 KETE, KETE-B	ASHG 07/09/12/14 KMCE	ASHG 18/24KMTE	ASHG 30/36KMTA	ASHG 07/09/12 KPCE	ASHG 18/24KLCA	AUXG 09/12/14/ 18/22/24 KVLA	AUXG 18/22/24/30/ 36/45/54 KRLB	ARXG 09/12/14/18 KLLAP	
		R410A												
Interfaces	MODBUS® Converter			● UTY-VMSX							● UTY-VMSX			
	MODBUS® interface	 3-wire RC-line type  CN connector type		● FG-AC-MBS1Z1							● FG-RC-MBS1Z1 FG-AC-MBS1Z1			
	KNX® converter			● UTY-VKSX							● UTY-VKSX			
	KNX® interface	 3-wire RC-line type  CN connector type		● FG-AC-KNX1Z1							● FG-RC-KNX1Z1 FG-AC-KNX1Z1			
		 IR type		● FG-IR-KNX1Z1								● FG-IR-KNX1Z1+ UTY-LBTGC	● FG-IR-KNX1Z1+ UTY-LBTGM	
	WLAN adapter	 3-wire RC-line type  CN connector type	● Accessory								● UTY-TFSXZ1			
				● UTY-TFSXF2										
		 3-wire RC-line type  CN connector type		● FG-AC-WIF1Z1							● FG-RC-WIF1Z2 FG-AC-WIF1Z1			
		 IR type		● FG-IR-WIF1Z1								● FG-IR-WIF1Z1+ UTY-LBTGC	● FG-IR-WIF1Z1+ UTY-LBTGM	
		 3-wire RC-line type  CN connector type		● FG-AC-WMP1Z1							● FG-RC-WMP1Z1 FG-AC-WMP1Z1			
		 IR type		● FG-IR-WMP1Z1								● FG-IR-WMP1Z1+ UTY-LBTGC	● FG-IR-WMP1Z1+ UTY-LBTGM	
	External switch controller			● UTY-TERX+UTY-TWRXZ2		● UTY-TERX+ UTY-TWRXZ2	● UTY-TERX+UTY-TWRXZ2				● UTY-TERX			
	Network converter for single-split type	DC power supply type  AC power supply type		● UTY-VTGX+UTY-TWRXZ2 or UTY-VTGXV+UTY-TWRXZ2		● UTY-VTGX+ UTY-TWRXZ2 or UTY-VTGXV+ UTY-TWRXZ2	● UTY-VTGX+UTY-TWRXZ2 or UTY-VTGXV+UTY-TWRXZ2				● UTY-VTGX UTY-VTGXV			

Indoor unit											Outdoor unit
Duct					Floor	Ceiling	Multi-split				Single phase
Medium static pressure (Compact)	Medium static pressure (Standard)	High static pressure		BIG			Wall-mounted	Compact cassette	Mini duct	Slim duct	5-unit multi-split
ARXG 12/14/18/22/24/30/36/45/54 KHTAP	ARXG22KMLB, ARXG 24/30/36/45 KMLA	ARXG 45/54KHTB			AGHG 09/12/14 KVCA	ABHG 18/22/24/30/36/45/54 KRTA	ASHG 22KMTE	AUXG 07KVLA	ARXG 07/09/12/14/18 KSLAP	ARXG 07KLLAP	AOHG36KBTA5
			ARHG 60LHTA	ARHG 72/90LHTA							
● UTY-VMSX				● UTY-VMSX	● UTY-VMSX*2	● UTY-VMSX	● UTY-VMSX*1	● UTY-VMSX			
● FG-RC-MBS1Z1 FG-AC-MBS1Z1		● FG-AC-MBS1Z1	● FG-RC-MBS1Z1	● FG-RC-MBS1Z1 FG-AC-MBS1Z1	● FG-AC-MBS1Z1			● FG-RC-MBS1Z1 FG-AC-MBS1Z1			
● UTY-VKSX				● UTY-VKSX	● UTY-VKSX*2	● UTY-VKSX	● UTY-VKSX*1	● UTY-VKSX			
● FG-RC-KNX1Z1 FG-AC-KNX1Z1		● FG-AC-KNX1Z1	● FG-RC-KNX1Z1	● FG-RC-KNX1Z1 FG-AC-KNX1Z1	● FG-AC-KNX1Z1			● FG-RC-KNX1Z1 FG-AC-KNX1Z1			
● FG-IR-KNX1Z1+ UTY-LBTGM		● FG-AC-KNX1Z1+ UTY-LBTGM	● FG-IR-KNX1Z1+ UTY-LRHGM		● FG-IR-KNX1Z1	● FG-IR-KNX1Z1+ UTY-LBTGH	● FG-IR-KNX1Z1		● FG-IR-KNX1Z1+ UTY-LBTGM		
● UTY-TFSXZ1			● UTY-TFNXZ1	● UTY-TFSXZ1				● UTY-TFSXZ1			
							● UTY-TFSXF2				
● FG-RC-WIF1Z2 FG-AC-WIF1Z1		● FG-AC-WIF1Z1	● FG-RC-WIF1Z2	● FG-RC-WIF1Z2 FG-AC-WIF1Z1	● FG-AC-WIF1Z1			● FG-RC-WIF1Z2 FG-AC-WIF1Z1			
● FG-IR-WIF1Z1+ UTY-LBTGM		● FG-IR-WIF1Z1+ UTY-LBTGM	● FG-IR-WIF1Z1+ UTY-LRHGM		● FG-IR-WIF1Z1	● FG-IR-WIF1Z1+ UTY-LBTGH	● FG-IR-WIF1Z1		● FG-IR-WIF1Z1+ UTY-LBTGM		
● FG-RC-WMP1Z1 FG-AC-WMP1Z1		● FG-AC-WMP1Z1	● FG-RC-WMP1Z1	● FG-RC-WMP1Z1 FG-AC-WMP1Z1	● FG-AC-WMP1Z1			● FG-RC-WMP1Z1 FG-AC-WMP1Z1			
● FG-IR-WMP1Z1+ UTY-LBTGM		● FG-IR-WMP1Z1+ UTY-LBTGM	● FG-IR-WMP1Z1+ UTY-LRHGM		● FG-IR-WMP1Z1	● FG-IR-WMP1Z1+ UTY-LBTGH	● FG-IR-WMP1Z1		● FG-IR-WMP1Z1+ UTY-LBTGM		
● UTY-TERX					● UTY-TERX+ UTY-TWRXZ3	● UTY-TERX	● UTY-TERX+ UTY-TWRXZ2	● UTY-TERX			
● UTY-VTGX UTY-VTGXV					● UTY-VTGX+ UTY-TWRXZ3 UTY-VTGXV+ UTY-TWRXZ3	● UTY-VTGX UTY-VTGXV	● UTY-VTGX+ UTY-TWRXZ2 or UTY-VTGXV+ UTY-TWRXZ2	● UTY-VTGX UTY-VTGXV			

*There are no optional parts for the KL Series.

*1: Available only when the WLAN adapter (UY-TFSXF2) is removed. *2 Available only when the WLAN adapter (UTY-TFSXZ1) is removed.

Controller System List (available) for VRF

Controller Options:

Type		Refrigerant	Indoor unit								
			Cassette					Duct			
			One-way flow	3D flow	Compact Grid type/ Standard type	Slim type / Large type (Circular flow)		Low static pressure duct: Mini (With drain pump)	Low static pressure duct: Slim (With drain pump)		Medium static pressure: Normal
		R410A	AUXV 004/007/009/ 012/014/018/ 024GLEH	AUXS 018/024 GLEH	AUXB 004/007/009/ 012/014/018/ 024GLEH	AUXM 018/024/030 GLEH	AUXK 018/024/030/ 034/036/045/ 054GLEH	ARXK 004/007/009/ 012/014/018/ 024GLGH	ARXD 04GALH	ARXD 007/009/012/ 014/018/024 GLEH	ARXA 024/030/ 036/045 GLEH
Controllers	Wired remote controller		● UTY-RNRGZ5								
			● UTY-RLRG								
			● UTY-RCRGZ1								
	Simple remote controller	 nonpolar 2-core type  polar 3-core type	● UTY-RSRG UTY-RHRG						● UTY-RSRG UTY-RHRG UTY-RSKG UTY-RHKG		● UTY-RSRG UTY-RHRG
	Wireless remote controller		● UTY-LNHG								
	IR receiver unit		● UTY-TRHX			● UTY-LBHXD		● UTY-TRHX	● UTB-YWC		● UTY-TRHX
	Central remote controller		● UTY-DCGGZ2								
	Touch panel controller		● UTY-DTGGZ1								
	System controller, System controller Lite		● UTY-APGXZ1, UTY-ALGXZ1								

Indoor unit												
Duct		Floor		Ceiling/ Floor	Ceiling	Wall-mounted					
High static pressure		–	External EEV			–	External EEV	–	External EEV	–	–
Normal											
ARXC 036/072/ 090/096 GTEH	ARXC 045/060GTEH	AGHA 004/007/ 009/012/014 GCGH	AGHE 004/007/ 009/012/014 GCEH	ABHA 012/014/ 018/024 GTEH	ABHA 030/036/ 045/054 GTEH	ASHA 004/007/009 GCGH	ASHE 004/007/009 GCEH	ASHA 012/014GCGH	ASHE 012/014GCEH	ASHA 18/24GBCH	ASHA 030/034GTEH
					● UTY-RNRGZ5						
					● UTY-RLRG						
					● UTY-RCRGZ1						
● UTY-RSRG UTY-RHRG	● UTY-RSRG UTY-RHRG UTY-RSKG UTY-RHKG	● UTY-RSRG UTY-RHRG								● UTY-RSRG UTY-RHRG UTY-RSKG UTY-RHKG	● UTY-RSRG UTY-RHRG
					● UTY-LNHG						
● UTY-TRHX	● UTB-YWC										
					● UTY-DCGGZ2						
					● UTY-DTGGZ1						
					● UTY-APGXZ1, UTY-ALGXZ1						

Controller System List (available) for VRF

Controller Options:

Type		Refrigerant	Indoor unit								
			Cassette					Duct			
			One-way flow	3D flow	Compact Grid type/ Standard type	Slim type	Large type	Low static pressure duct			Medium static pressure
						Circular flow		Mini (With drain pump)	Slim (With drain pump)		Normal
		R410A	AUXV 004/007/009/ 012/014/018/ 024GLEH	AUXS 018/024 GLEH	AUXB 004/007/009/ 012/014/018/ 024GLEH	AUXM 018/024/030 GLEH	AUXK 018/024/030/ 034/036/045/ 054GLEH	ARXK 004/007/009/ 012/014/018/ 024GLGH	ARXD 04GALH	ARXD 007/009/012/ 014/018/024 GLEH	ARXA 024/030/ 036/045 GLEH
Interfaces	BACnet® gateway		● UTY-ABGXZ1, UTY-VBGX								
		 CN connector type	● FG-AC-BAC1Z1							● FG-AC-BAC1Z1	
	Network converter for LonWorks™		● UTY-VLGX								
	MODBUS® Converter		● UTY-VMSX							● UTY-VMSX	
			● UTY-VMGX FG-TL-MBS16Z1								
	MODBUS® interface	 3-wire RC-line type  CN connector type	● FG-AC-MBS1Z1						● FG-RC-MBS1Z1	● FG-AC-MBS1Z1	
	KNX® converter		● UTY-VKSX							● UTY-VKSX	
			● UTY-VKGX FG-TL-KNX16Z1								
	KNX® interface	 3-wire RC-line type  CN connector type	● FG-AC-KNX1Z1						● FG-RC-KNX1Z1	● FG-AC-KNX1Z1	
		 IR type	● FG-IR-KNX1Z1+UTY-TRHX		● FG-IR-KNX1Z1	● FG-IR-KNX1Z1+UTY-LBHXD		● FG-IR-KNX1Z1+ UTY-TRHX	● FG-IR-KNX1Z1+ UTB-YWC	● FG-IR-KNX1Z1+UTY-TRHX	
	WLAN adapter	 CN connector type	● UTY-TFSXZ1							● UTY-TFSXZ1	
		 3-wire RC-line type  CN connector type	● FG-AC-WIF1Z1						● FG-RC-WIF1Z2	● FG-AC-WIF1Z1	
		 IR type	● FG-IR-WIF1Z1+UTY-TRHX		● FG-IR-WIF1Z1	● FG-IR-WIF1Z1+UTY-LBHXD		● FG-IR-WIF1Z1+ UTY-TRHX	● FG-IR-WIF1Z1+ UTB-YWC	● FG-IR-WIF1Z1+UTY-TRHX	
		 3-wire RC-line type  CN connector type	● FG-AC-WMP1Z1						● FG-RC-WMP1Z1	● FG-AC-WMP1Z1	
		 IR type	● FG-IR-WMP1Z1+UTY-TRHX		● FG-IR-WMP1Z1	● FG-IR-WMP1Z1+UTY-LBHXD		● FG-IR-WMP1Z1+ UTY-TRHX	● FG-IR-WMP1Z1+ UTB-YWC	● FG-IR-WMP1Z1+ UTY-TRHX	
	External switch controller		● UTY-TERX								

Indoor unit											
Duct		Floor		Ceiling/ Floor	Ceiling	Wall-mounted					
High static pressure		–	external EEV			–	external EEV	–	external EEV	–	–
Normal											
ARXC 036/072/ 090/096 GTEH	ARXC 045/060GTEH	AGHA 004/007/ 009/012/014 GCGH	AGHE 004/007/ 009/012/014 GCEH	ABHA 012/014/ 018/024 GTEH	ABHA 030/036/ 045/054 GTEH	ASHA 004/007/009 GCGH	ASHE 004/007/009 GCEH	ASHA 012/014GCGH	ASHE 012/014GCEH	ASHA 18/24GBCH	ASHA 030/034GTEH
● UTY-ABGXZ1, UTY-VBGX											
● FG-AC-BAC1Z1											● FG-AC-BAC1Z1
● UTY-VLGX											
● UTY-VMSX											● UTY-VMSX
● UTY-VMGX FG-TL-MBS16Z1											
● FG-AC-MBS1Z1										● FG-RC-MBS1Z1	● FG-AC-MBS1Z1
● UTY-VKSX											● UTY-VKSX
● UTY-VKGX FG-TL-KNX16Z1											
● FG-AC-KNX1Z1										● FG-RC-KNX1Z1	● FG-AC-KNX1Z1
● FG-IR-KNX1Z1+ UTB-YWC	● FG-IR-KNX1Z1+ UTY-TRHX	● FG-IR-KNX1Z1									
● UTY-TFSXZ1											● UTY-TFSXZ1
● FG-AC-WIF1Z1										● FG-RC-WIF1Z2	● FG-AC-WIF1Z1
● FG-IR-WIF1Z1+ UTB-YWC	● FG-IR-WIF1Z1+ UTY-TRHX	● FG-IR-WIF1Z1									
● FG-AC-WMP1Z1										● FG-AC-WMP1Z1	● FG-AC-WMP1Z1
● FG-IR-WMP1Z1+ UTB-YWC	● FG-IR-WMP1Z1+ UTY-TRHX	● FG-IR-WMP1Z1									
● UTY-TERX											

Optional parts overview

For Split & Multi-split, VRF

A variety of optional parts are available to enable installation of the selected indoor unit properly according to the environment.

Optional Parts
For Cassette

Occupancy sensor kit
A built-in thermo sensor monitors and controls room temperature accurately.



Cassette grille
A lineup of cassette grills that match a variety of interiors. A grid ceiling-type cassette grille has been added to the lineup.



Silver ion filter
The Silver ion filter helps to keep indoor air free from viruses, bacteria and molds.*



Fresh air intake kit
Fresh air can be taken in by a fan connected to an external control unit.

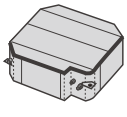

Insulation kit for high humidity
for Compact cassette type/Cassette type
Insulation kit for high humidity is used when the installation location is in a high humidity environment.

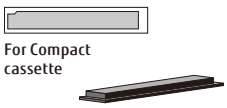

Air outlet shutter plate
Airflow directions can be changed to 3 directions using the Air outlet shutter plate depending on the installation location.

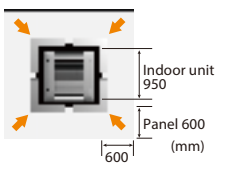

Wide Panel
When a cassette type is installed in a narrow space in the ceiling, the wide panel fills in that space.

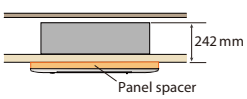

Panel spacer
If the ceiling space is tight and the main body protrudes from the ceiling surface, a panel spacer can be used as a decorative trim.

Optional Parts
For V-IV



Pressure sensor kit
The height difference of the pressure sensor kit can be extended up to 110 m.





Optional Parts
For Floor

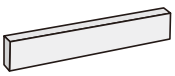

Half concealed kit
Used to half conceal a floor type indoor unit in the wall.



Silver ion filter
The Silver ion filter helps to keep indoor air free from viruses, bacteria and molds.*







Optional Parts
For Duct & Ceiling



Auto louver grille kit
The optional clean-looking flat Auto louver grille blends into any interior and provides a comfortable airflow.



Remote sensor unit
The remote sensor provides additional convenience.

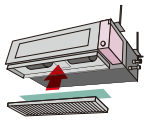

Silver ion filter
The Silver ion filter helps to keep indoor air free from viruses, bacteria and molds.*



Long-life filter
Captures grit and dust. Long-life design with consideration of running costs.



Flange
Flanges are used when connecting a medium static pressure duct type and a ceiling type with air intake and exhaust ducts.



Drain pump unit
Drains water that has accumulated during operation.

Connection Parts



For wall-mounted type

Communication kit
Required for a wall-mounted type when the External connect kit set or a Wired remote controller is connected to the indoor unit.



For wall-mounted type



For Duct type and Cassette type

External input and output PCB
For Wall-mounted, Duct, or Cassette type, these parts are required when the external input and output function is used.



External input and output PCB box & bracket
Box and bracket for installing the External input and output PCB.



External connect kit & set
Connect the printed circuit board (PCB) to external devices.



Connection Units
Connection units are available to separate the pipes when connecting multiple indoor units in a Multi-split type or VRF system.



External power supply unit
The External power supply unit protects the increment in the system even if the power supply for some of the indoor units is shut down.

*Not a result of experiments in an actual use environment. Silver ion filter inhibits activity or growth of microorganism, but do not prevent infection.

Silver Ion Filter

UTR-FA16-5 / UTR-FA13-3 / UTR-FA03-5 / UTD-HFAA / UTD-HFRA / UTD-HFTA / UTD-HFTB / UTD-HFTC / UTD-HFNC / UTD-HFNB / UTD-HFNA / UTD-HFND / UTD-HFKB / UTD-HFKA

NEW



For Wall mounted / Floor
UTR-FA16-5 / UTR-FA13-3
UTR-FA03-5

For Cassette
UTD-HFAA / UTD-HFRA

For Duct
UTD-HFTA / UTD-HFTB
UTD-HFTC / UTD-HFNC
UTD-HFNB / UTD-HFNA
UTD-HFND / UTD-HFKB
UTD-HFKA

The Silver ion filter helps to keep indoor air free from viruses, bacteria and molds.

(Not a result of experiments in an actual use environment. Silver ion filter inhibits activity or growth of microorganism, but do not prevent infection.)

The silver ion filter inhibits the activities of viruses*1, bacteria*2 and molds*3 trapped on the filter.

(Only effective when the microorganism is trapped on the filter with dust or droplet)

99 % inhibit rate*1

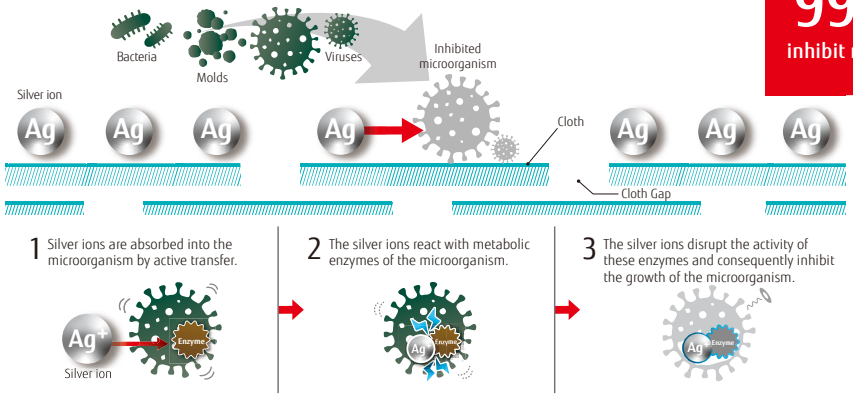

*1 [Testing organization] Kitasato Research Center for Environmental Science [Test Report] No. 2020_0408 [Test virus] Escherichia coli phage Qbeta NBRC 20012 (1 type) [Test Method] Based on the antiviral test method for textile products (JIS L 1922)
[Test results] Inhibited by at least 99% in 24 hours. Not tested to prevent transmission of SARS-CoV-2.

*2 [Testing organization] Kitasato Research Center for Environmental Science [Test Report] No. 2020_0409 [Test bacteria] Escherichia coli NBRC 3972 (1 type)
[Test Method] Based on the determination of antibacterial activity and efficacy of textile products (JIS L 1902)
[Test results] The growth of the test bacteria was inhibited by 24 hours testing

*3 [Testing organization] Kitasato Research Center for Environmental Science [Test Report] No. 2020_0410 [Test fungi] Aspergillus Niger NBRC 105649 and other fungi (3 types) [Test Method] Based on the test for fungus resistance (JIS Z 2911)
[Test results] The growth of the fungus was inhibited by 28 days testing

The filter is easily removable* and hand-washable.

(*Wall mounted and floor models only)

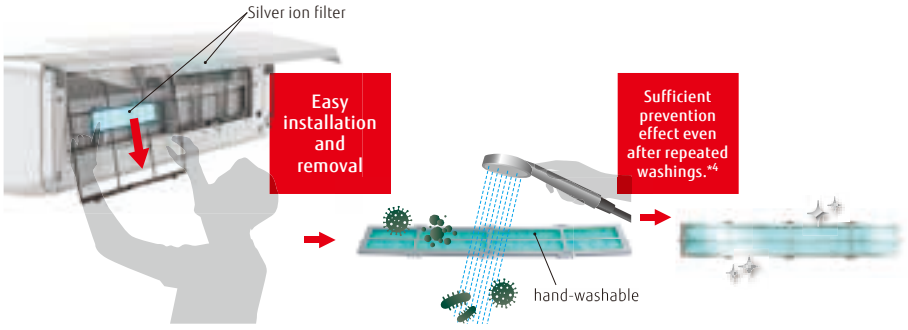

*4 Hand-washing or vacuuming by 3 months is recommended. Cleaning frequency varies depending on the environment of use.

Specifications

Model name		For Wall mounted / Floor			for Cassette	
		UTR-FA16-5	UTR-FA13-3	UTR-FA03-5	UTD-HFAA	UTD-HFRA
Net Dimension (H × W × D)	mm	35 × 210 × 6	50 × 364 × 6	43 × 272 × 6	350 × 125 × 6	550 × 136 × 6
Weight	g	2	2	2	7	23
Quantity		2	2	2	1	1

Model name		for Duct								
		UTD-HFTA	UTD-HFTB	UTD-HFTC	UTD-HFNC	UTD-HFNB	UTD-HFNA	UTD-HFND	UTD-HFKB	UTD-HFKA
Net Dimension (H × W × D)	mm	290 × 70 × 6	390 × 70 × 6	290 × 70 × 6 390 × 70 × 6	620 × 88 × 6	420 × 88 × 6	620 × 88 × 6	500 × 79 × 6	420 × 125 × 6	620 × 108 × 6
Weight	g	6	8	10	8	10	16	12	16	20
Quantity		2	2	3	1	2	2	2	2	2

Auto louver grille kit

UTD-GXTA-W/UTD-GXTB-W/UTD-GXTC-W



The optional clean-looking flat Auto louver grille kit blends into any interior and provides a comfortable airflow.



Flexible Control

- The Auto louver grille of the indoor unit can be operated in conjunction with the remote control of the indoor unit.
- **Vertical auto swing**
  - Auto airflow direction and auto swing
  - 4 steps selectable
- **Auto-closing louver**
  The louvers will automatically close when the indoor unit stops operating.

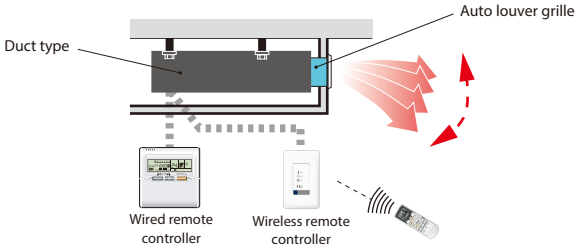

Dimensions

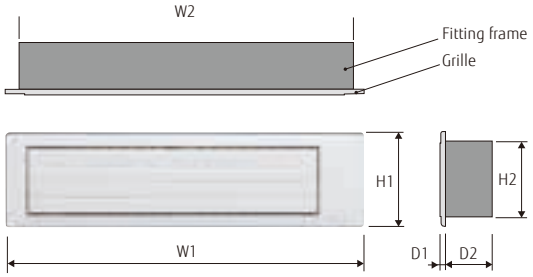

Unit: mm

Model name	W1	W2	H1	H2	D1	D2
UTD-GXTA-W	683	645	180	148	9	84
UTD-GXTB-W	883	845				
UTD-GXTC-W	1,083	1,045				

Specifications

Model name			UTD-GXTA-W	UTD-GXTB-W	UTD-GXTC-W
Applicable indoor unit			ARHG07/09LLTA ARHG12/14LLTB ARXG09/12/14KLLAP ARHG07/09/12/14LSLAP ARXD007/009/012/014GLEH (for VRF) ARXK004/007/009/012/014GLEH (for VRF) ARXD04GALH (for VRF)	ARHG18LLTB ARXG18KLLAP ARHG18LSLAP ARXD018GLEH (for VRF) ARXK018GLEH (for VRF)	ARXD024GLEH (for VRF) ARXK024GLEH (for VRF)
Power supply			Connecting with Control box of indoor unit		
Fixing Auto louver grille			Screwed to Flange or Square duct		
Extension Square duct limit			1.0 m (Max. duct length between indoor unit and Auto louver grille)		
Net Dimensions (H × W × D)		mm	180 × 683 × (84 + 9)	180 × 883 × (84 + 9)	180 × 1,083 × (84 + 9)
Weight	Net	kg (lbs)	2.0 (4.4)	2.5 (5.6)	3.0 (6.7)
	Gross		3.0 (6.7)	3.5 (7.8)	4.0 (8.9)
Color			White		
Louver motor			Stepping motor		
Accessories			Fitting Flame, etc.		
Operating range	Cooling	℃	18 to 32		
		% RH	80 % or less		
	Heating	℃	16 to 30		

Pressure sensor kit

UTY-SPWX



Design flexibility

The height difference between the outdoor unit and the indoor unit is normally 50 m for the V-IV Series, but can be extended to 110 m by installing the Pressure sensor kit.
(Can only be connected to the V-IV Series. Also, it can only be connected to outdoor units using outdoor unit software compatible with the product.)

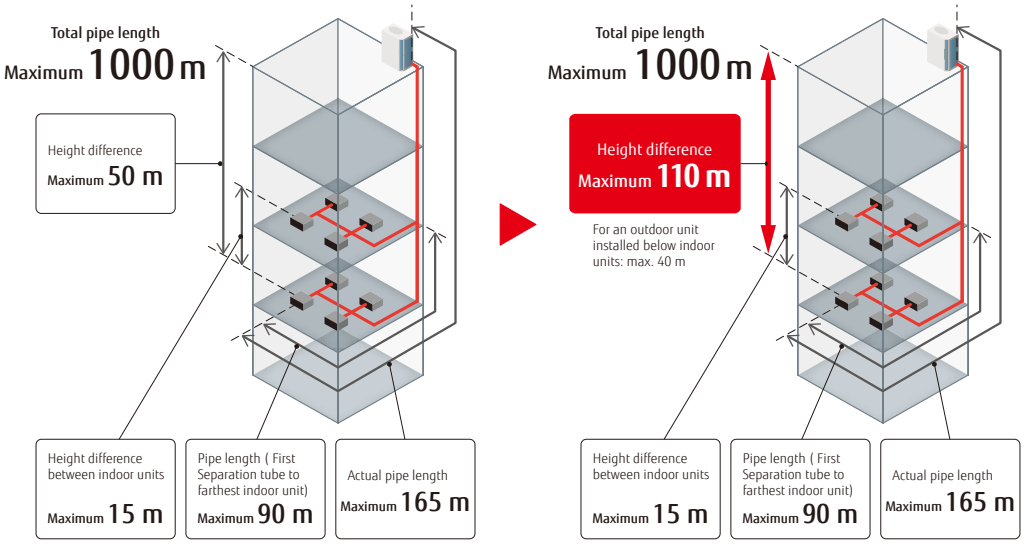

System overview

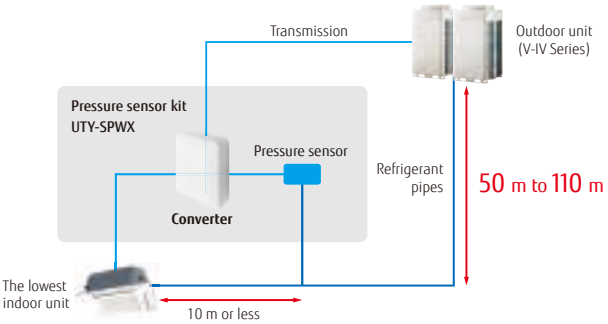

Pressure sensor kit

Pressure sensor kit (Converter)	Refrigerant pressure sensor	Joint pipe
		

Specifications

Model name	UTY-SPWX
Power supply	9 to 16 V DC
Dimensions (H × W × D) (mm)	140 × 117 × 43
Weight (g)	200

External power supply unit

UTZ-GXXA / UTZ-GXXC



The External power supply unit protects the increment in the system even if the power supply for some of the indoor units is shut down.

Connects to the External power supply unit to supply power to the indoor unit from the auxiliary power supply. This allows for continuous operation without system errors.
Built-in relays reduce installation time and cost.
The UTY-GXXC has a built-in relay, which reduces installation time and cost.

High reliability

- A: Interruption of the main power supply is detected by the power cut-off detection part.
- B: Supplies power for driving the expansion valve of the indoor unit. (12 V or 5 V DC)
- C: Gives notification of the power supply from the External power supply unit.

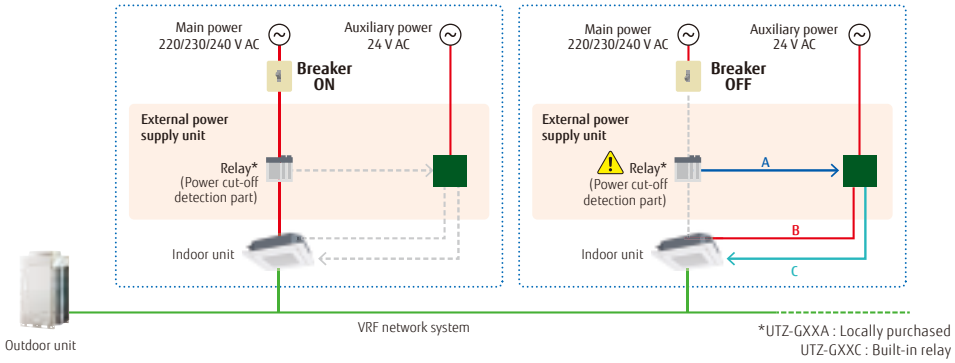

Note

- When changing the power supply voltage to 24 V AC, use a power transformer with an insulated structure that complies with the regulations* of the installation region.
- A powered-off indoor unit driven by the External power supply unit is treated in the same way as an operation-off unit in the electricity charge appointment function. If standby power is generated, the result of the electricity charge appointment may not be zero.

* UL Class II or IEC 61558 Class III, for example.

Specifications

Model name	UTZ-GXXA	UTZ-GXXC
Power supply	24 V AC 50/60 Hz	
Dimensions (H × W × D) (mm)	97 × 200 × 178	
Weight (g)	800	

AIR BEAM
Radiation air outlet unit

*Production by order
Contact us for more details.



Key component



Cross-section view

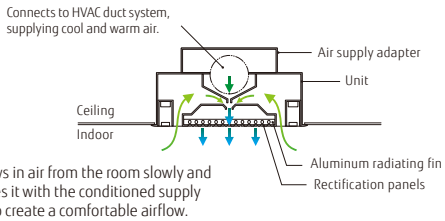

Draws in air from the room slowly and mixes it with the conditioned supply air to create a comfortable airflow.

Built-in aluminum heat-dissipating fins and rectification panels help to disperse and rectify airflow.

Airflow rate (m^3/h)	180 (160-215)	270 (240-325)
Grid	600 × 2	600 × 3
AIR BEAM For system ceiling (Integrated type)	 KS-180	 KS-270

Optional parts list for Split/Multi-split

Type	Refrigerant	Indoor unit					
		Cassette		Duct			
		4-way flow Compact	Circular flow	Slim	Medium static pressure (Compact)	Medium static pressure (Standard)	High static pressure
	R32	AUXG 09/12/14/ 18/22/24 KVLA	AUXG 18/22/24/ 30/36/45/54 KRLB	ARXG 09/12/14/18 KLLAP	ARXG 12/14/18/22/ 24/30/36/45/54 KHTAP	ARXG 22/24/30/36/45 KMLA	ARXG45/54KHTB
	R410A						ARHG60LHTA
Occupancy sensor kit			● UTY-SHZXC				
Remote sensor unit	The remote sensor provides additional convenience.			● UTY-XSZX			
Cassette grille	 UTG-UFGF-W UTG-UKGA-W UTG-UFGD-W UTG-UKGC-W UTG-UKGA-B	● UTG-UFGF-W	● UTG-UKGA-W, UTG-UKGC-W, UTG-UKGA-B				
Auto louver grille kit				● UTD-GXTA-W (09/12/14) UTD-GXTB-W (18)			
Long-life filter					● UTD-LFNA (36/45/54) UTD-LFNB (18/22/24/30) UTD-LFNC (12/14)	● UTD-LF25NA	● UTD-LF60KA (45/54)
Flange						● UTD-SF045T UTD-RF204	
Drain pump unit						● UTZ-PX1NBA	
Wide Panel	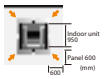		● UTG-AKXA-W				
Panel spacer	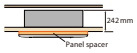 242 mm Panel spacer		● UTG-BKXA-W				
Fresh air intake kit	 For Compact cassette For Cassette type	● UTZ-VXAA	● UTZ-VXRA				
Air outlet shutter plate	 For Compact cassette For Cassette type	● UTR-YDZB	● UTR-YDZK				
Insulation kit for high humidity	 For Compact cassette Series/ Cassette type	● UTZ-KXGC	● UTZ-KXRA				
Half concealed kit	 Used to half conceal a floor type indoor unit in the wall.						
L-type piping kit							

Indoor unit							
Duct				Multi-split			
Big	Floor	Ceiling	Wall-mounted	4-way flow Compact cassette	Mini duct	Slim duct	Floor ceiling
	AGHG 09/12/14 KVCA	ABHG 18/22/24/30/ 36/45/54 KRTA	ASHG 07/09/12 KPCE	AUXG07KVLA	ARXG 07/09/12/14/18 KSLAP	ARXG07KLLAP	
ARHG72/90LHTA				AUHG07/09LVLA	ARHG07/09LSLAP	ARHG07/09LLTA	ABHG14LVTA
● UTY-XSZX					● UTY-XSZX		
				● UTG-UFGF-W (KVLA), UTG-UFGD-W (LVLA)			
					● UTD-GXTA-W (07/09/12/14), UTD-GXTB-W (18)		
● UTD-LFKA							
● UTZ-PX1NAB		● UTR-DPB24T					
				● UTZ-VXAA			
				● UTR-YDZB			
				● UTZ-KXGC			
	● UTR-STA						
		● UTP-FX24A (18/22/24) UTP-FX35A (30/36/45/54)					

Optional parts list for VRF

Type	Refrigerant	Indoor unit							
		Cassette					Duct		
		One-way flow	3D flow	Compact grid type/ Standard type	Slim type	Large type	Low static pressure duct		
					Circular flow		Mini (With drain pump)	Slim (With drain pump)	
	R410A	AUXV 004/007/009/ 012/014/018/ 024GLEH	AUXS 018/024GLEH	AUXB 004/007/009/ 012/014/018/ 024GLEH	AUXM 018/024/030 GLEH	AUXK 018/024/030/ 034/036/045/ 054GLEH	ARXK 004/007/009/ 012/014/018/ 024GLGH	ARXD 04GALH	ARXD 007/009/012/ 014/018/024 GLEH
Occupancy sensor kit					● UTY-SHZXC				
Remote sensor unit							● UTY-XSZX		
Cassette grille	 UTG-UNGA-W UTG-UNGB-W UTG-USGA-W UTG-UKGC-W UTG-UFGE-W UTG-UKGA-B UTG-UFGC-W	● UTG-UNGA-W UTG-UNGB-W	● UTG-USGA-W	● UTG-UFGE-W UTG-UFGC-W	● UTG-UKYC-W UTG-UKYA-B				
Auto louver grille kit							● UTD-GXTA-W, UTD-GXTB-W (18), UTD-GXTC-W (24)		
Long-life filter									
Flange									
Drain Pump Unit									
Wide Panel	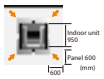				● UTG-AKXA-W				
Panel spacer	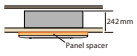				● UTG-BKXA-W				
Fresh air intake kit*1	 For Compact cassette For Cassette type			● UTZ-VXAA	● UTZ-VXRA				
Air outlet shutter plate:	 For Compact cassette For Cassette type			● UTR-YDZB	● UTR-YDZK				
Insulation kit for high humidity	 For Compact cassette Series/ Cassette type			● UTZ-KXGC	● UTZ-KXRA				
Half concealed kit									
External power supply unit		● UTZ-GXXA UTZ-GXXC							
Pressure sensor kit									

Indoor unit											Outdoor unit
Duct			Floor		Floor/Ceiling	Ceiling	Wall-mounted				V-IV Series
Medium static pressure	High static pressure		–	external EEV			–	external EEV	–	–	
Normal	Normal										
ARXA 024/030/ 036/045 GLEH	ARXC 036/045/060 GTEH	ARXC 072/090/096 GTEH	AGHA 004/007/ 009/012/014 GCGH	AGHE 004/007/ 009/012/014 GCEH	ABHA 012/014/ 018/024 GTEH	ABHA 030/036/ 045/054 GTEH	ASHA 004/007/009 012/014 GCGH	ASHE 004/007/009 012/014 GCEH	ASHA 18/24GBCH	ASHA 030/034GTEH	AJH 072/090/108/ 126/144/162 LALDH
	● UTY-XSZX										
● UTD-LF25NA	● UTD-LF60KA										
● UTD-SF045T UTD-RF204						● UTD-RF204					
● UTZ-PX1NBA						● UTR-DPB24T					
			● UTR-STA								
				● UTZ-GXXA UTZ-GXXC						● UTZ-GXXA UTZ-GXXC	
											● UTZ-SPWX

Function list for Split/Multi-split

External input and output function/External connect kit/communication kit

Type		Refrigerant	Indoor unit												
			Wall-mounted							Cassette		Duct		
			Designer Series		Standard Series			ECO Series		Compact 4-way flow Series	Circular flow Series	Slim	Medium static pressure (Compact)	Medium static pressure (Standard)
		R32	ASHG 07/09/12/14 KGTE	ASHG 07/09/12/14 KETE	ASHG 07/09/12/14 KMCE	ASHG 18/24KMTE	ASHH 30/36KMTB	ASHG 07/09/12 KPCE	ASHG 18/24KLCA	AUXG 09/12/14/ 18/22/24 KVLA	AUXG 18/22/24/ 30/36/45/ 54KRLB	ARXG 09/12/14/ 18KLLAP	ARXG 12/14/18/ 22/24/30/ 36/45/54 KHTAP	ARXG 22KMLB, ARXG 24/30/36/ 45KMLA
		R410A												
Input	Operation/Stop		●○ UTY-XCSXZ2+ UTY-XWZX	●○ UTY-XCSXZ2+ UTY-XWZXZ5						● PCB Terminal or ●○ UTY-XCSX+ UTZ-GXRA	● PCB Terminal or ●○ UTY-XCSX+UTZ-GXRA	● PCB Terminal	● PCB Terminal or ●○ UTY-XCSX+UTZ-GXNA	● PCB Terminal
	Group stop													
	Forced stop		●○ UTY-XCSXZ2+ UTY-XWZX	●○ UTY-XCSXZ2+ UTY-XWZXZ5						● PCB Terminal	● PCB Terminal	● PCB Terminal	● PCB Terminal	
	Emergency stop													
	Forced Thermostat off		●○ UTY-XCSXZ2+ UTY-XWZX	●○ UTY-XCSXZ2+ UTY-XWZXZ5		●○ UTY-XCSXZ2+ UTY-XWZXZ5				●○ UTY-XCSX +UTZ-GXRA	●○ UTY-XCSX +UTZ-GXRA		● UTY-XCSX	
	Low noise mode operation													
	Cooling/Heating priority													
	Outdoor unit operation peak control													
Output	Operation status		○ UTY-XCSXZ2+ UTY-XWZX	○ UTY-XCSXZ2+ UTY-XWZXZ5	● UTY-TWBXF2+ UTY-XWZXZ5	○ UTY-XCSXZ2+ UTY-XWZXZ5				● UTY-XWZXZG or ○ UTY-XCSX+ UTZ-GXRA	● UTY-XWZXZG or ○ UTY-XCSX+UTZ-GXRA	● UTY-XWZXZG	● UTY-XWZXZG or ○ UTY-XCSX+UTZ-GXNA	● UTY-XWZXZG
	Error status		○ UTY-XCSXZ2+ UTY-XWZX	○ UTY-XCSXZ2+ UTY-XWZXZ5	● UTY-TWBXF2+ UTY-XWZXZ5	○ UTY-XCSXZ2+ UTY-XWZXZ5				● UTY-XWZXZG or ○ UTY-XCSX+ UTZ-GXRA	● UTY-XWZXZG or ○ UTY-XCSX+UTZ-GXRA		● UTY-XWZXZG or ○ UTY-XCSX+UTZ-GXNA	
	Compressor status													
	Indoor unit fan operation status		○ UTY-XCSXZ2+ UTY-XWZX	○ UTY-XCSXZ2+ UTY-XWZXZ5		○ UTY-XCSXZ2+ UTY-XWZXZ5				● UTY-XWZXZG or ○ UTY-XCSX+ UTZ-GXRA	● UTY-XWZXZG or ○ UTY-XCSX+UTZ-GXRA	● UTY-XWZXZG	● UTY-XWZXZG or ○ UTY-XCSX+UTZ-GXNA	● UTY-XWZXZG
	Setpoint attainment status													
	Auxiliary heater output									● UTY-XWZXZG or ○ UTY-XCSX+ UTZ-GXRA	● UTY-XWZXZG or ○ UTY-XCSX+UTZ-GXRA	● UTY-XWZXZG	● UTY-XWZXZG or ○ UTY-XCSX+UTZ-GXNA	● UTY-XWZXZG
	Base pan heater													

*1: Included in Fresh air intake kit (UTZ-VXAA or UTZ-VXRA) *2: Functionality for installation in a server room

For SPLIT/MULTI-SPLIT/SIMULTANEOUS MULTI-SPLIT

Communication kit



UTY-TWBXF2



UTY-TWRXZ2



UTY-TWRXZ3



UTY-TWRX

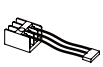

UTY-XWNX



UTY-XCBXZ2

External input and output PCB



UTY-XCSXZ1
(wire length 280 mm)

UTY-XCSXZ2
(wire length 80 mm)
for Wall-mounted type



UTY-XCSX
for Duct and Cassette types

External input and output PCB box





UTZ-GXXB



UTZ-GXRA (for Cassette)
UTZ-GXEA (for Ceiling)

External input and output PCB bracket



UTZ-GXNA

Indoor unit					Multi-split					Outdoor unit						
Duct			Floor	Ceiling	Wall-mounted	Mini duct	Slim duct		Compact cassette	Single Split			Single phase 8-unit multi-split	Simultaneous multi-split		
High static pressure		Big														
ARXG 45/54KHTB			AGHG 09/12/14 KVCA	ABHG 18/22/24/ 30/36/45/ 54KRTA	ASHG 22KMTE	ARXG 07/09/ 12/14/18 KSLAP	ARXG 07KLLAP		AUXG 07KVLA	AOHG 30/36/45/54 KBTB, AOHG 36/45/54 KRTA				AOHG 36/45/54 KBTB, AOHG 36/45/54 KRTA		
	ARHG 60LHTA	ARHG 72/90LHTA				ARHG 07/09LSLAP		ARHG 07/09LLTA	AUHG 07/09LVLA		AOHG 36/45/54/60 LATT	AOHG 45/54LBTA, AOHG 72/90LRLA	AOHG 45LBTB		AOHG 36/45LBTB	AOHG 36/45/54 LATT
● PCB Terminal or ●○ UTY-XCSX+ UTZ-GXEA	● UTD-ECS5A	● PCB Terminal or ●○ UTY-XCSX	● UTY-XWZXZ5	● PCB Terminal or ●○ UTY-XCSX+ UTZ-GXEA	● UTY-XCSXZ2+ UTY-XWZXZ5	● PCB Terminal		● UTD-ECS5A	● PCB Terminal							
													● UTY-XWZXZ3			
● PCB Terminal	● UTD-ECS5A	● PCB Terminal	● UTY-XWZXZ5	● PCB Terminal	● UTY-XCSXZ2+ UTY-XWZXZ5	● PCB Terminal		● UTD-ECS5A	● PCB Terminal							
													● UTY-XWZXZ3			
● UTY-XCSX+ UTZ-GXEA	● UTD-ECS5A	● UTY-XCSX	● UTY-XWZXZ5	● UTY-XCSX+ UTZ-GXEA	● UTY-XCSXZ2+ UTY-XWZXZ5											
										● UTY-XWZXZ3	● UTY-XWZXZ2	● UTY-XWZXZ3				○ UTY-XWZXZ2
													● UTY-XWZXZ3			
										● UTY-XWZXZ3	● UTY-XWZXZ2	● UTY-XWZXZ3				○ UTY-XWZXZ2
● UTY-XWZXZG or ○ UTY-XCSX+ UTZ-GXEA	○ UTD-ECS5A	● UTY-XWZXZG or UTY-XCSX	● UTY-XWZXZ5	● UTY-XWZXZG or ○ UTY-XCSX+ UTZ-GXEA	● UTY-XCSXZ2+ UTY-XWZXZ5	● UTY-XWZXZG		● UTD-ECS5A	● UTY-XWZXZG							
● UTY-XWZXZG or ○ UTY-XCSX+ UTZ-GXEA			● UTY-XWZXZ5	● UTY-XWZXZG or ○ UTY-XCSX+ UTZ-GXEA	● UTY-XCSXZ2+ UTY-XWZXZ5					● UTY-XWZXZ3	● UTY-XWZXZ2	● UTY-XWZXZ3	○ UTY-XWZXZ3			○ UTY-XWZXZ2
										● UTY-XWZXZ3	● UTY-XWZXZ2	● UTY-XWZXZ3	○ UTY-XWZXZ3			○ UTY-XWZXZ2
● UTY-XWZXZG or ○ UTY-XCSX+ UTZ-GXEA	● UTD-ECS5A	● UTY-XWZXZG or UTY-XCSX	● UTY-XWZXZ5	● UTY-XWZXZG or ○ UTY-XCSX+ UTZ-GXEA	● UTY-XCSXZ2+ UTY-XWZXZ5	● UTY-XWZXZG		● UTD-ECS5A	● UTY-XWZXZG							
● UTY-XWZXZG or ○ UTY-XCSX+ UTZ-GXEA	● UTD-ECS5A	● UTY-XWZXZG or UTY-XCSX		● UTY-XWZXZG or ○ UTY-XCSX+ UTZ-GXEA		● UTY-XWZXZG										
													● UTY-XWZXZ4			

●: Dry Contact ○: Apply Voltage

Communication system

External connect kit

For indoor unit

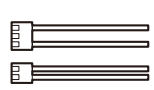

UTY-XWZX

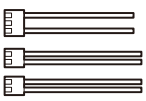

UTY-XWZXZ5



UTY-XWZXZG

For outdoor unit



UTY-XWZXZ2



UTY-XWZXZ3



UTY-XWZXZ4

External control set

For indoor unit



UTD-ECS5A

Function list for VRF

External input and output function/External connect kit

Type		Refrigerant	Indoor unit										
			Cassette					Duct				Floor	
			One-way flow	3D flow	Compact grid type/ Standard type	Slim type	Large type	Low static pressure		Medium static pressure	High static pressure	-	EEV external
						Circular flow		Mini (With drain pump)	Slim (With drain pump)	Normal	Normal		
		R410A	AUXV 004/007/009/ 012/014/018/ 024GLEH	AUXS 018/024 GLEH	AUXB 004/007/009/ 012/014/018/ 024GLEH	AUXM 018/024/030 GLEH	AUXK 018/024/030/ 034/036/045/ 054GLEH	ARXK 004/007/009/ 012/014/018/ 024GLGH	ARXD 007/009/012/ 014/018/024 GLEH, ARXD 04GALH	ARXA 024/030/ 036/045 GLEH	ARXC 036/045/060 072/090/096 GTEH	AGHA 004/007/ 009/012/014 GCGH	AGHE 004/007/ 009/012/014 GCEH
Input	Operation/Stop		● UTY-XWZXZD ○ UTY-XWZXZB										
	All On/All Off												
	Group stop												
	Forced stop		● UTY-XWZXZD ○ UTY-XWZXZB										
	Emergency stop		● UTY-XWZXZD ○ UTY-XWZXZB										
	Forced thermostat off		● UTY-XWZXZE ○ UTY-XWZXZ7										
	Low noise mode operation												
	Cooling/ Heating priority												
	Outdoor unit operation peak control												
	Power usage information from electricity meter												
Output	Operation status		● UTY-XWZXZC										
	Error status		● UTY-XWZXZC										
	Indoor unit fan operation status		● UTY-XWZXZC										
	Auxiliary heater output							● UTY-XWZXZC					
	Base pan heater												

*2: The Touch panel controller has the functions of dry contact and voltage application, but the external connection kit described above is not necessary because the touch panel controller has an external input terminal block.

Communication system

External connect kit

For indoor unit

UTY-XWZXZ7



UTY-XWZXZB



UTY-XWZXZC



UTY-XWZXZD



UTY-XWZXZE



For outdoor unit

UTY-XWZXZ6



UTY-XWZXZ9

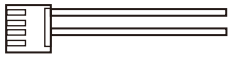

UTY-XWZXZF



Indoor unit						Outdoor unit					controller	Other
Floor/Ceiling		Wall-mounted				J-IVL	J-IV	J-IVS	V-IV	VR-IV	Central remote controller	RB unit
		-	EEV external	-								
ABHA 012/014/018/ 024GTEH	ABHA 030/036/045/ 054GTEH	ASHA 004/007/009 012/014 GCGH	ASHE 004/007/009 012/014 GCEH	ASHA 18/24GBCH	ASHA 030/034GTEH	AJH 072/090/108/ 126/144/162 LELDH	AJH 040/045/054 LBLDH, AJH 040/045/054 LELDH	AJH 040/045/054 LCLDH	AJH 072/090/108/ 126/144/162 LALDH	AJH 072/090/108/ 126/144 GALDH	UTY-DCGGZ2	UTP-RX01AH UTP-RX01BH UTP-RX01CH UTP-RX04BH UTP-RX08AH UTP-RX12AH
● UTY-XWZXZD ○ UTY-XWZXZB												
											● UTY-XWZXZ7 ○ UTY-XWZXZ8	
						● UTY-XWZXZ6						
● UTY-XWZXZD ○ UTY-XWZXZB												
● UTY-XWZXZD ○ UTY-XWZXZB						● UTY-XWZXZ6					● UTY-XWZXZ7 ○ UTY-XWZXZ8	
● UTY-XWZXZE ○ UTY-XWZXZ7												
						● UTY-XWZXZ6						
						● UTY-XWZXZ6						● UTY-XWZXZ6 ○ UTY-XWZXZB
						● UTY-XWZXZ6						
						● UTY-XWZXZF						
● UTY-XWZXZC						○ UTY-XWZXZ6					○ UTY-XWZXZA	
● UTY-XWZXZC						○ UTY-XWZXZ6					○ UTY-XWZXZA	
● UTY-XWZXZC												
						● UTY-XWZXZ9			● UTY-XWZXZ9			

●: Dry Contact ○: Apply Voltage

For RB unit

UTY-XWZXZ6



UTY-XWZXZB



Central remote controller

UTY-XWZXZ7



UTY-XWZXZ8



UTY-XWZXZA



For Touch panel controller

UTY-XWZXZA



Separation tube

For SPLIT/MULTI-SPLIT/SIMULTANEOUS MULTI-SPLIT

Separation tube

UTP-SX236A/UTP-SX254A
For 3-phase simultaneous multi-split



UTP-SX272A
For Simultaneous multi-split Twin/ Triple/Double Twin

UTP-SX354A
For 3-phase simultaneous multi-split



UTP-SX372A
For Simultaneous multi-split Twin/ Triple/Double Twin

UTP-SX248A
For 8-unit multi-split

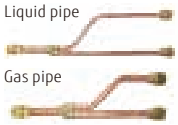

Branch box

UTP-PY03A
UTP-PY02A
For 8-unit multi-split



for VRF

Separation tube

UTP-AX054A



UTP-AX090A



UTP-AX180A



UTP-AX567A



UTP-BX090A



UTP-BX180A



UTP-BX567A



UTP-LX180A
For DX kit



Header

UTR-H0906L/UTR-H1806L

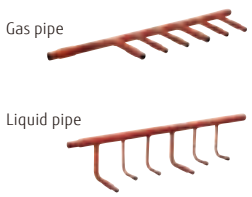

UTR-H0908L/UTR-H1808L

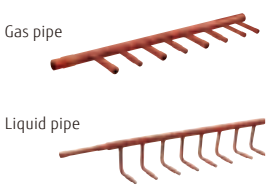

UTP-J0906A/UTP-J1806A



UTP-J0908A/UTP-J1808A

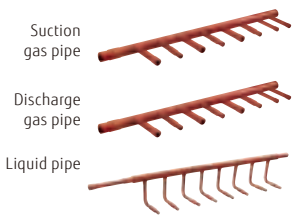

Outdoor unit branch kit

UTP-CX567A



UTP-DX567A



Separation tube for RB unit

UTP-EX060A

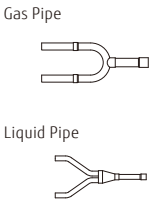

UTP-EX096A

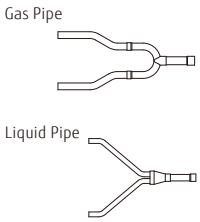

for VRF

EV kit

Model name ≦ 09: UTR-EV09XB
Model name ≧ 12: UTR-EV14XB
for compact wall-mounted type



RB unit

UTP-RX01AH/UTP-RX01BH/
UTP-RX01CH
Single type



UTP-RX04BH
Multi-split type



UTP-RX08AH
Multi-split type



UTP-RX12AH
Multi-split type



Specifications

Separation tube

Model name	UTP-AX054A	UTP-AX090A	UTP-AX180A	UTP-AX567A
Total cooling capacity of indoor unit (kW)	19.6 or less	28.0 or less	28.1 to 56.0	56.1 or more

Model name	UTP-BX090A	UTP-BX180A	UTP-BX567A
Total cooling capacity of indoor unit (kW)	28.0 or less	28.1 to 56.0	56.1 or more

Header

Model name	3-6 Branches	UTR-H0906L	UTR-H1806L
	3-8 Branches	UTR-H0908L	UTR-H1808L
Total cooling capacity of indoor unit (kW)		28.0 or less	28.1 to 56.0

Model name	3-6 Branches	UTP-J0906A	UTP-J1806A
	3-8 Branches	UTP-J0908A	UTP-J1808A
Total cooling capacity of indoor unit (kW)		28.0 or less	28.1 to 56.0

Outdoor unit branch kit

Model name		UTP-CX567A (for V-IV)	UTP-DX567A (for VR-IV)
Number of outdoor units	2 outdoor units	1	
	3 outdoor units	2	

EV kit

Model name	UTR-EV09XB		UTR-EV14XB	
Application model	ASHE004GCEH ASHE007GCEH ASHE009GCEH	AGHE004GCEH AGHE007GCEH AGHE009GCEH	ASHE012GCEH ASHE014GCEH	AGHE012GCEH AGHE014GCEH

RB unit

Type		Single type			Multi-split type		
Model name		UTP-RX01AH	UTP-RX01BH	UTP-RX01CH	UTP-RX04BH	UTP-RX08AH	UTP-RX12AH
Power source	V/Ø/Hz	230/1/50					
Input power	W	17	24	31	96	136	204
Number of branches		1	1	1	4	8	12
Maximum capacity of connectable indoor units (Q)	kW	Q ≦ 8.0	Q ≦ 18.0	Q ≦ 28.0	Q ≦ 56.1*1	Q ≦ 72.0	Q ≦ 95.0
Maximum capacity of connectable indoor units per branch (Q)	kW	Q ≦ 8.0	Q ≦ 18.0	Q ≦ 28.0	Q ≦ 18.0	Q ≦ 8.0	Q ≦ 8.0
Maximum Connectable Indoor Units per Branch		3	8	8	8	7	7
Dimensions (H × W × D)	mm	198 × 298 × 268			260 × 658 × 428	298 × 660 × 618	298 × 990 × 618

*1: When two RB units are connected in series (8 branches in total), the maximum capacity of the connectable indoor units is up to 56.0 kW.

Residential

AIR TO WATER

W-002 WATERSTAGE™ Overview
W-004 WATERSTAGE™ Lineup
W-006 Benefits
W-008 Home Heating & Domestic Hot Water Supply
W-010 High-Efficiency Technology
W-012 Split Type
– Comfort Series
– Super High Power Series
– High Power Series
W-018 Split DHW Integrated Type
– Comfort Series
– Super High Power Series
– High Power Series
W-024 Control Overview
W-026 Comfort Control
W-028 System Configuration
W-030 Case Studies
W-032 Simple installation
Easy Installation & Maintenance
W-034 Installation Requirements
W-036 AIR TO WATER Optional Parts



WATERSTAGE™

Innovative solutions for Home Heating

SPLIT TYPE/SPLIT DHW INTEGRATED TYPE

AIR TO WATER

Residential



FUJITSU GENERAL LIMITED

WATERSTAGE™ Overview

Solutions that meet a variety of needs

Water heated by WATERSTAGE™ using clean energy is delivered reliably and comfortably throughout the house, including the living room, bedrooms, bathrooms—even a swimming pool.

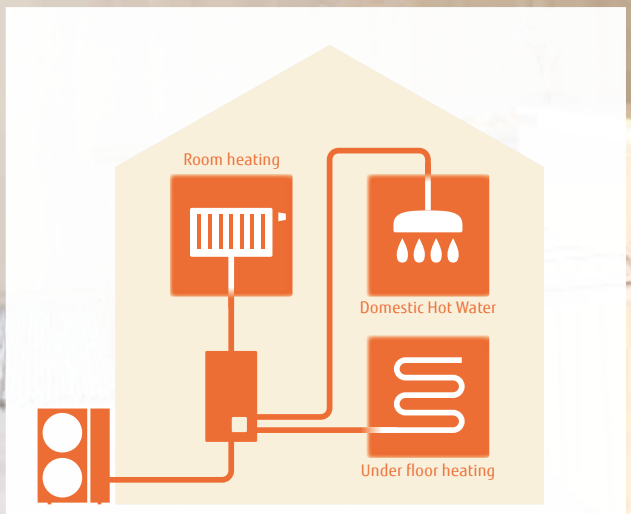

Heat Pump System Framework

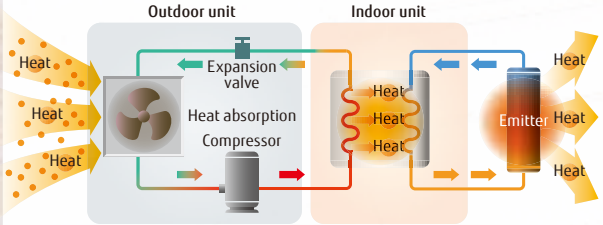

20 Models

Fujitsu General WATERSTAGE™ heat pumps offer a variety of high-efficiency renewable central heating systems that absorb energy primarily from the air.



Optimized refrigerant cycle operation

Super High Power and High Power Series deliver high performance and efficiency with twin sensors and hot water heating technology.

Split Type

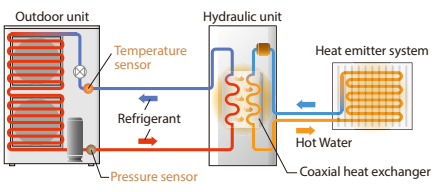

Split DHW Integrated Type

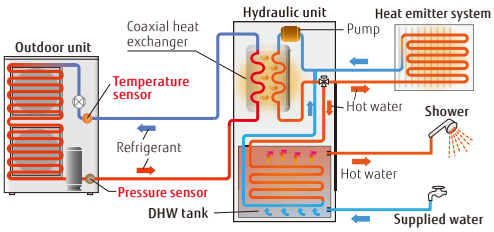

What is a heat pump?

A heat pump extracts heat energy from the atmosphere. It requires only 1 kW of electricity to generate 3 to 5 kW of thermal energy.

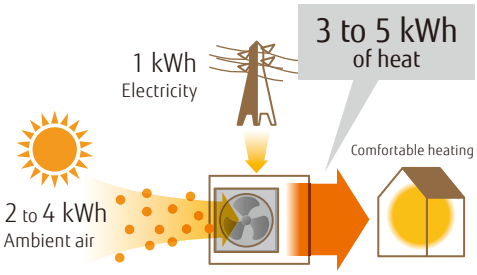

Primary energy usage reduced substantially

Proportion of primary energy converted into heating energy is 100%

Primary Energy Consumption*

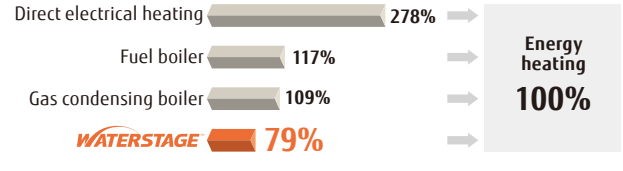

* The amount of electricity loss varies according to the power plant. Typical energy efficiency of a power plant: 36%

WATERSTAGE™ Lineup

Type	Split Type			
	Super High Power Series	High Power Series		Comfort Series
Hydraulic unit				
Outdoor unit				  
Capacity range	16 kW	11/14 kW	11/14/16 kW	5/6 kW / 8 kW / 10 kW
System outline	• Supplies 60°C hot water even when the outdoor temperature is -20°C. • Supplies 55°C hot water even when the outdoor temperature is -22°C. • Can be used with a variety of heating systems, including underfloor heating and radiators.* • Heating and DHW supply in one system.* • Equipped with additional electric heater for backup • Up to two independent control circuits.* • Cooling operation is possible.* • Operating range is -25 to 35°C.	• Supplies 60°C hot water even when the outdoor temperature is -20°C. • Can be used with a variety of heating systems, including underfloor heating and radiators.* • Heating and DHW supply in one system.* • Up to two independent control circuits.* • Cascade connection is possible for up to three systems.* • Cooling operation is possible.* • Operating range is -25 to 35°C.		• Supplies 55°C hot water even when the outdoor temperature is -22°C. • Heating and DHW supply in one system.* • Equipped with additional electric heater for backup • Up to two independent control circuits.* • Cooling operation is possible.* • Operating range is -20 to 35°C. • Can be used with a variety of heating systems, including underfloor heating and radiators.*
Power source	Single phase, ~230 V, 50 Hz	Single phase, ~230 V, 50 Hz	3-phase, ~400 V, 50 Hz	Single phase, ~230 V, 50 Hz
Capacity 5 kW				WSHA050ML3 WOHA060KLT
Capacity 6 kW				WSHA080ML3 WOHA060KLT
Capacity 8 kW				WSHA080ML3 WOHA080KLT
Capacity 10 kW				WSHA100ML3 WOHA100KLT
Capacity 11 kW		WSHG140DG WOHG112LHT	WSHG140DG WOHK112LCTA	
Capacity 14 kW		WSHG140DG WOHG140LCTA	WSHG140DG WOHK140LCTA	
Capacity 15 kW				
Capacity 16 kW	WSHG160DJ6 WOHG160LJL		WSHG140DG WOHK160LCTA	
Capacity 17 kW				

SG Ready Smart Heat Pumps

Split DHW Integrated Type

Super High Power Series	High Power Series		Comfort Series		
					
					
16 kW	11/14 kW	11/14/16 kW	5/6 kW	8 kW	10 kW
• Supplies 60°C hot water even when the outdoor temperature is -20°C. • Supplies 55°C hot water even when the outdoor temperature is -22°C. • Can be used with a variety of heating systems, including underfloor heating and radiators.* • Space saving heating and DHW supply in a single Hydraulic unit • Equipped with additional electric heater for backup • Up to two independent control circuits.* • Cooling operation is possible.* • Operating range is -25 to 35°C.	• Supplies 60°C hot water even when the outdoor temperature is -20°C. • Can be used with a variety of heating systems, including underfloor heating and radiators.* • Space saving heating and DHW supply in a single Hydraulic unit • Up to two independent control circuits.* • Cooling operation is possible.* • Operating range is -25 to 35°C.		• Supplies 55°C hot water even when the outdoor temperature is -22°C. • Heating and DHW supply in one system. • Equipped with additional electric heater for backup • Up to two independent control circuits.* • Cooling operation is possible.* • Operating range is -20 to 35°C. • Can be used with a variety of heating systems, including underfloor heating and radiators.*		
Single phase, ~230 V, 50 Hz	Single phase, ~230 V, 50 Hz	3-phase, ~400 V, 50 Hz	Single phase, ~230 V, 50 Hz		
			WGHA050ML3 WOHA060KLT		
			WGHA080ML3 WOHA060KLT		
			WGHA080ML3 WOHA080KLT		
			WGHA100ML3 WOHA100KLT		
	WGHG140DG WOHG112LHT	WGHG140DG WOHK112LCTA			
	WGHG140DG WOHG140LCTA	WGHG140DG WOHK140LCTA			
WGHG160DJ6 WOHG160LJL		WGHG140DG WOHK160LCTA			

* Please refer to page W-036, W-037 for more optional parts information.

Benefits

Less
CO_2 Emissions

WATERSTAGE™ is an environmentally friendly system that emits substantially less carbon dioxide than conventional gas and hydrocarbon combustion systems.

Average annual CO_2 emissions

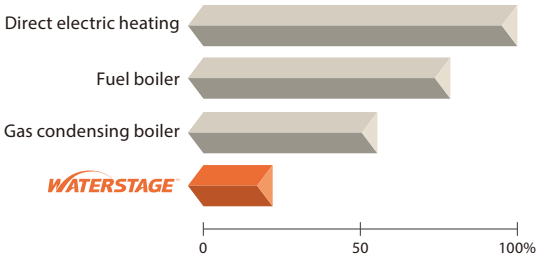

*Calculations based on energy efficiency data provided by the European Programme for Energy Efficiency in EU-27: 89% for fuel boilers; 93% for gas boiler

Low
Running Cost

High-efficiency heat pump technology keeps the running cost of a WATERSTAGE™ system.

Average annual running cost



*The running cost may vary depending on a system's installation, geographical location, and operating conditions.

Clean
and Healthy

As a WATERSTAGE™ system does not use a burner to heat water, it does not produce NOx or other harmful substances.



Easy
Installation and Maintenance

All components are built into a compact outdoor unit or a Hydraulic unit.



Well-designed Hydraulic unit
The sophisticated arrangement of Hydraulic units makes piping and maintenance work easy.

Energy Efficiency Standards

Product labels

Space heaters

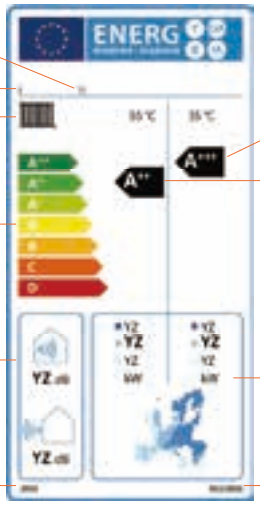

Combination heaters

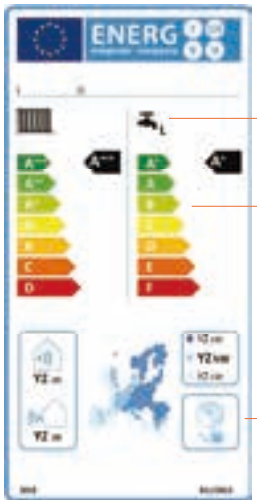

The Ecodesign Directive Lot 1 Regulation 813/2013

The Ecodesign directive defines a regulatory framework for improving the environmental performance of energy-related products (ErP) through design.
Since September 26, 2015, the Ecodesign Directive has applied to space heaters, including heat pumps and fossil fuel fired boilers, combination heaters for space and hot water heating, water heaters, and water storage tanks.
All of these products must meet minimum requirements for energy efficiency*1 and maximum sound power level. The minimum energy efficiency class were raised on September 26, 2017, and the maximum sound levels were lowered on September 26, 2018.

*1: Energy efficiency is expressed in terms of seasonal space heating efficiencies (ηs). The value is based upon the Seasonal Coefficient of Performance (SCOP).

Seasonal space heating
Energy efficiency class

	Except low temp. HP 55°C	Low temp. HP 35°C
A+++	ηs ≥ 150	ηs ≥ 175
A++	125 ≤ ηs < 150	150 ≤ ηs < 175
A+	98 ≤ ηs < 125	123 ≤ ηs < 150
A	90 ≤ ηs < 98	115 ≤ ηs < 123
B	82 ≤ ηs < 90	107 ≤ ηs < 115
C	75 ≤ ηs < 82	100 ≤ ηs < 107
D	36 ≤ ηs < 75	61 ≤ ηs < 100
E	34 ≤ ηs < 36	59 ≤ ηs < 61
F	30 ≤ ηs < 34	55 ≤ ηs < 59
G	ηs < 30	ηs < 55

The Energy Labelling Directive (EU) No. 811/213

Energy label is intended to enable consumers to make direct comparisons of energy use and product features. All labels should indicate the product identifier, efficiency class, sound power level, and heat output. Heat generators are rated A+++ to D. There are two different product labels. One for space heaters and one for combination heaters.

EHPA Quality Label

Fujitsu General's WATERSTAGE™*2 has acquired the EHPA Quality Label*3 through testing in accordance with the International Standards EN14511 and EN17025. The EHPA Quality Label*3 is a label that shows the end-consumer a quality heat pump unit on the market.

*2: 3-phase High Power Series only
*3: Learn more about the validity of the mark at www.ehpa.org/quality/quality-label/

SG ready Label

SG ready is a label issued to heat pumps and their control technologies that meet the requirements set by BWV*4, and technologies that conform to their standards can be integrated into a smart grid. SG ready labeled heat pumps receive signals from the power grid and PV systems with regard to energy and renewable energy sources such as wind, solar, and water. All of Fujitsu General's new heat pump series are SG ready compatible.

*4: BWP: Bundesverband Wärmepumpe e. V (Federal German Heat Pump Association)

The CEN Heat Pump KEYMARK

The Heat Pump KEYMARK is a full certificate supporting the quality of heat pumps in the European market.
The Heat Pump KEYMARK is a voluntary, independent, European certification mark (ISO Type 5 Certification) for all heat pumps, combination heat pumps, and hot water heaters (as covered by Ecodesign, EU Regulation 813/2013 and 814/2013). Fujitsu General's WATERSTAGE™*5 has acquired the KEYMARK certificate*6.

*5: R32 refrigerant comfort model only
*6: Learn more about the validity of the mark at www.heatpumpkeymark.com/about/

Home Heating

& Domestic Hot Water Supply



A wide range of products to suit regional characteristics, family structures, and usage patterns. We provide a variety of products to meet the needs of customers from the heating-centered High Power Series to the reasonably priced Compact Series.

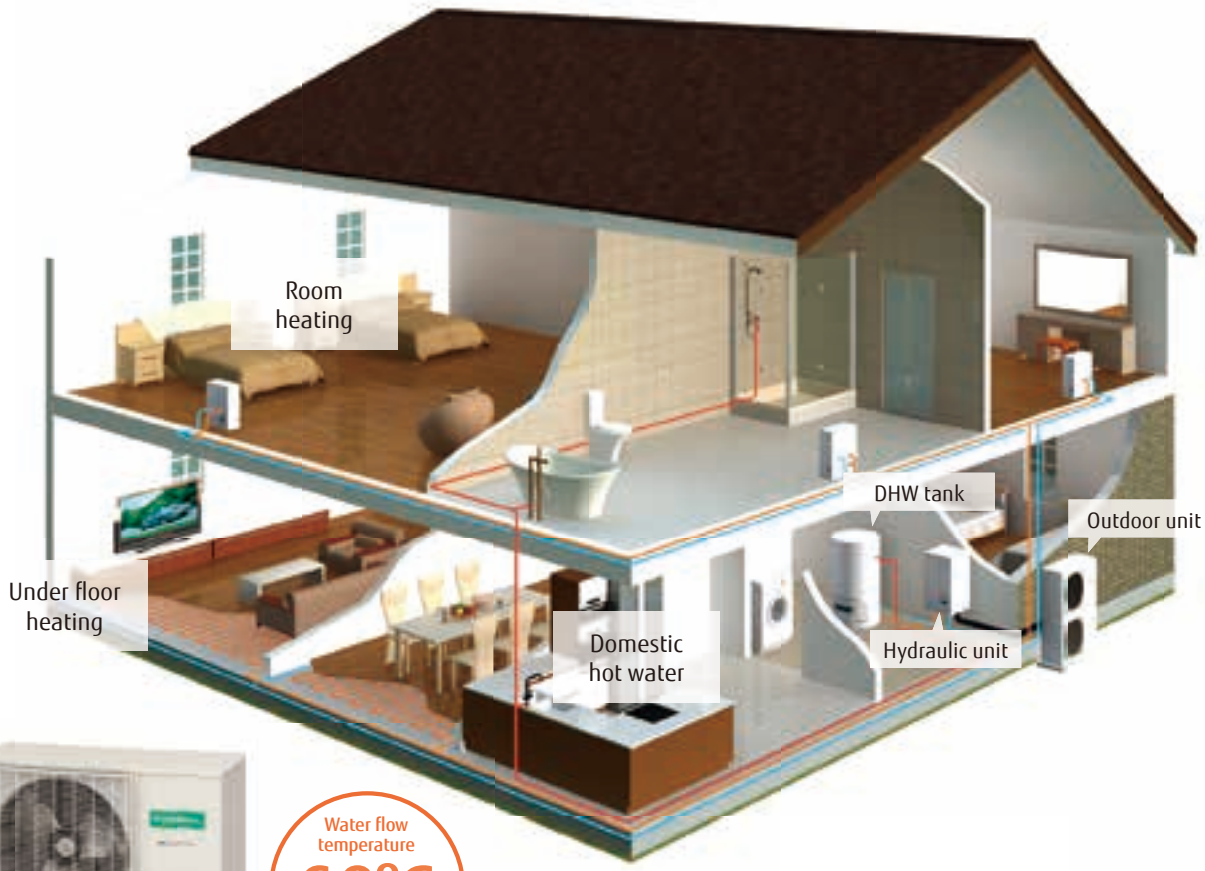



Water flow temperature
60°C

Super High Power Series
Single phase: 16 kW
3-phase: 15/17 kW



High water flow temperature

The temperature of water flow can be maintained at 60°C without using a backup heater, even when the outdoor temperature drops to -20°C.

Floor heating and domestic hot water supply

Outdoor units and hydraulic indoor units can be installed flexibly and easily. Hydraulic units installed inside the house prevent the circulating water from freezing. More units can be cascaded together to provide a greater heating capacity with greater flexibility.*1

*1: High Power Series only



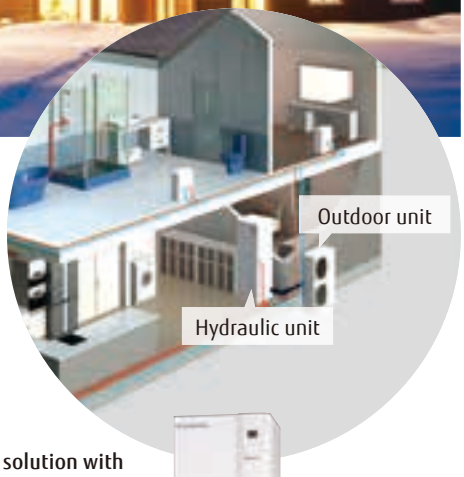



Adopting R32 refrigerant

R32 refrigerant is an environmentally friendly refrigerant with a significantly lower Global Warming Potential (GWP) than conventional refrigerants.

Stylish space saving solution with built-in DHW tank



Built-in DHW tank saves a great deal of space.

Existing boilers can be replaced easily. A higher heating capacity can be achieved with the flexibility to cascade more units.



+ DHW tank

A DHW tank (optional) can be connected to supply hot water.

+ Boiler

By combining with an existing boiler, powerful heating can be achieved even at low outdoor temperature.

* Please refer to page W-036, W-037 for more optional parts information.

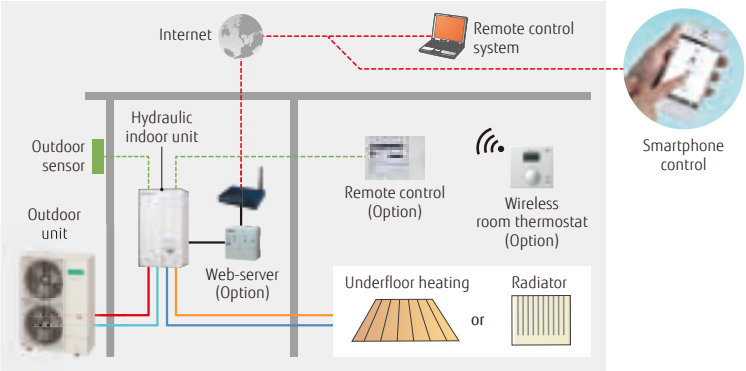

Smart control

To meet the diverse needs of customers, we offer a variety of control options, such as individual control and remote control options.

High-Efficiency Technology

Twin-Rotary Compressor

Linear Control Injection Port



For Outdoor unit

Twin-Rotary Compressor with Linear Control Injection Port

The compressor achieves a high condensing temperature without overheating the discharge gas temperature due to the Linear control injection process used during compression. This makes the condensing temperature higher than in a normal circuit. Higher water temperatures can be achieved by controlling the injection volume according to usage conditions.

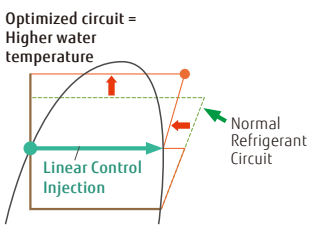

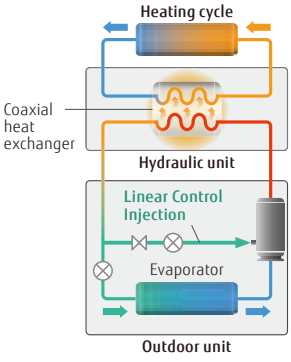

DC inverter technology controls temperatures precisely.

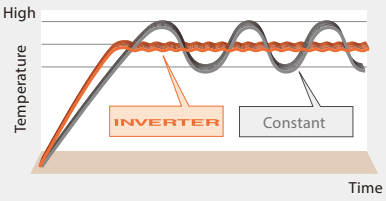



High-durability coaxial heat exchanger

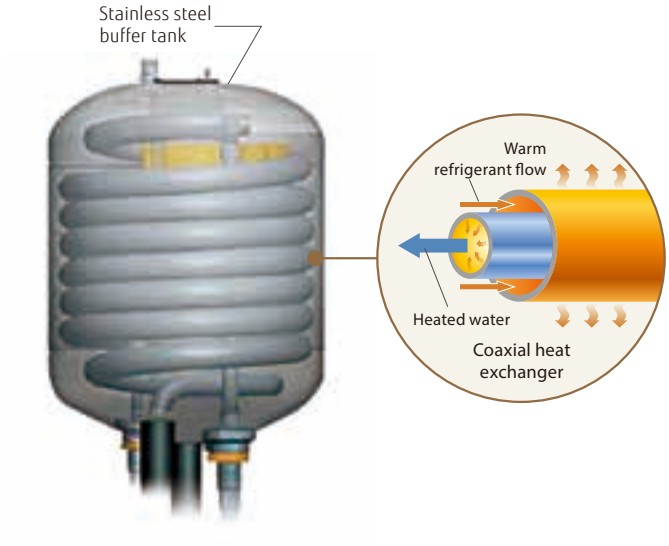

For Hydraulic unit

Stainless steel buffer tank

Heat exchange amount is 25% higher than the previous model. Energy-saving performance has also been improved.

- Anti-corrosion protection
- No flow switch required
- Anti-freeze protection not required

Class A Pump

Energy-saving pump with the ability to adjust the flow rate and pressure to a constant level





Split Type
Comfort Series



WATERSTAGE™

High water flow temperature

The temperature of water flow is up to 55°C without a backup heater. Hot water supply temperature can be maintained even at -10°C outdoor temperature.

* If you want to raise the temperature of the water supply to above the maximum temperature, use a backup heater to supplement the primary heater.



Comfort Series

High COP

Heat pumps of WATERSTAGE™ ATW Systems work more efficiently and consume less energy than conventional heating systems.

Energy efficiency class A+++*

*Temperature application: Heating temp. 35°C

Seasonal space heating energy efficiency (η_s)
Conditions: Outdoor Temp. 7°C Heating Temp. 35°C

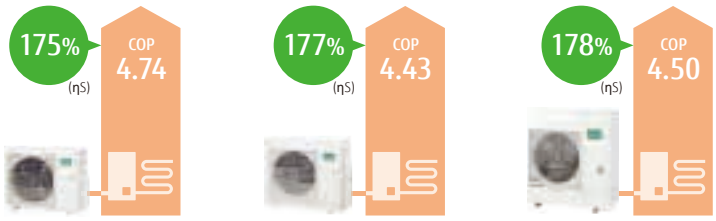

Comfort Series 5 kW class | Comfort Series 8 kW class | Comfort Series 10 kW class

Outdoor unit technology



5/6 kW | 8 kW | 10 kW



DC Fan Motor
High-performance, high-efficiency small DC fan motor mounted



DC Twin-Rotary Compressor
High-efficiency DC twin-rotary compressor



DC Inverter
DC inverter provides smooth water temperature control.

Hydraulic indoor unit:
WSHA050ML3 / WSHA080ML3 / WSHA100ML3
Outdoor unit:
WOHA060KLT / WOHA080KLT / WOHA100KLT



Hydraulic unit
Single phase



Outdoor unit
Single phase
5/6 kW



Outdoor unit
Single phase
8 kW



Outdoor unit
Single phase
10 kW

Specifications

Model Name	Hydraulic unit		WSHA050ML3		WSHA080ML3		WSHA080ML3		WSHA100ML3	
	Outdoor unit		WOHA060KLT		WOHA060KLT		WOHA080KLT		WOHA100KLT	
Capacity Range			5		6		8		10	
7°C/35°C floor heating *1	Heating capacity	kW	4.50		5.50		7.50		9.50	
	Input power		0.949		1.18		1.69		2.11	
	COP		4.74		4.65		4.43		4.50	
2°C/35°C floor heating *1	Heating capacity	kW	4.50		5.30		6.30		9.30	
	Input power		1.33		1.65		1.96		3.08	
	COP		3.39		3.22		3.21		3.02	
-7°C/35°C floor heating*1	Heating capacity	kW	4.40		5.00		5.70		8.90	
	Input power		1.59		1.90		2.13		3.36	
	COP		2.76		2.63		2.68		2.65	
Space heating characteristics*2										
Temperature application		°C	55	35	55	35	55	35	55	35
Energy efficiency class			A++	A+++	A++	A+++	A++	A+++	A++	A+++
Rated heat output (P_{rated})		kW	5	5	5	6	6	7	8	9
Seasonal space heating energy efficiency (η_s)		%	125	175	125	175	128	177	130	178
Annual energy consumption		kWh	3,035	2,322	3,411	2,594	3,903	2,982	5,083	3,875
Sound power level*3	Hydraulic unit	dB(A)	40	-	40	-	40	-	40	-
	Outdoor unit		57	-	57	-	60	-	62	-
Hydraulic unit specifications										
Power source			Single phase, ~230 V, 50 Hz							
Dimensions H × W × D		mm	847 × 450 × 493		847 × 450 × 493		847 × 450 × 493		847 × 450 × 493	
Weight (Net)		kg	47		47		47		47	
Water circulation	Min./Max.	L/min	7.6/22.0		8.5/22.0		10.0/22.0		13.2/30.0	
Buffer tank capacity		L	16		16		16		16	
Expansion vessel capacity		L	8		8		8		8	
Water flow temperature range	Max.	°C	55		55		55		55	
Water pipe connection diameter	Flow/Return	mm	Ø25.4/Ø25.4		Ø25.4/Ø25.4		Ø25.4/Ø25.4		Ø25.4/Ø25.4	
Backup heater	Capacity	kW	3.0		3.0		3.0		3.0	
Outdoor unit specifications										
Power source			Single phase, ~230 V, 50 Hz							
Current	Max.	A	13.0		13.0		18.0		19.0	
Dimensions H × W × D		mm	632 × 799 × 290		632 × 799 × 290		716 × 820 × 315		998 × 940 × 320	
Weight (Net)		kg	39		39		42		62	
Refrigerant	Type (Global Warming Potential)		R32 (675)		R32 (675)		R32 (675)		R32 (675)	
	Charge	kg	0.97		0.97		1.02		1.63	
Additional refrigerant charge		g/m	25		25		25		20	
Connection pipe – Diameter	Liquid	mm	6.35		6.35		6.35		9.52	
	Gas		12.70		12.70		12.70		15.88	
Connection pipe – Length	Min./Max.	m	3/30		3/30		3/30		3/30	
Connection pipe – Length (Pre-charge)		m	15		15		15		20	
Connection pipe – Height difference	Max.	m	20		20		20		20	
Operating range	Heating	°C	-20 to 35		-20 to 35		-20 to 35		-20 to 35	

*1: Heating capacity, input power, and COP are measured using the EN14511 standard. Actual usage environments, such as the operating modes of the heating equipment, room temperature, and controller settings, may cause differences in values between those listed in the catalog and the actual performance characteristics.
*2: Information about ErP can be downloaded from our website at www.fujitsu-general.com/global/support/downloads/search/
*3: The sound power level values are based on EN12102 standard measurements under EN14825 standard conditions.

Dimensions

(Unit: mm)

Outdoor Unit:
WOHA060KLT

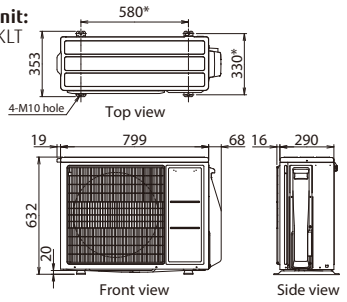

WOHA080KLT

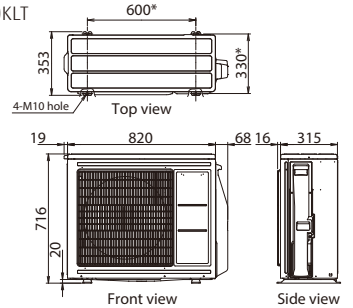

WOHA100KLT

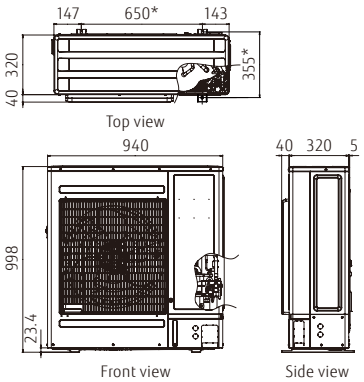

Hydraulic Indoor Unit:
WSHA050ML3/WSHA080ML3/WSHA100ML3

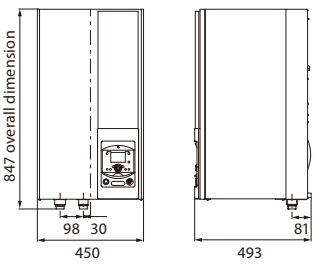

*Pitch of bolts for installation

Split Type
Super High Power Series



WATERSTAGE™

High water flow temperature

The temperature of water flow can be maintained at 60°C without using a backup heater, even when the outdoor temperature drops to -20°C. The system can supply 55°C water without a backup heater at an outdoor temperature of -22°C.

* If you want to raise the temperature of the water supply to above the maximum temperature, use a backup heater to supplement the primary heater.



Super High Power Series

High COP

Heat pumps of WATERSTAGE™ ATW Systems work more efficiently and consume less energy than conventional heating systems.

Energy efficiency class



Seasonal space heating energy efficiency (η_s)
Conditions: Outdoor Temp. 7°C Heating Temp. 35°C

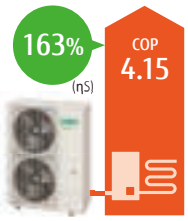

Single phase
16 kW class

Operating range extended to -25°C

Operating range improved down to -25°C outdoor temperature



Hydraulic indoor unit:
WSHG160DJ6
Outdoor unit:
WOHG160LJL



Hydraulic unit
Single phase



Outdoor unit
Single phase 16 kW

Specifications

Model Name	Hydraulic unit		WSHG160DJ6	
	Outdoor unit		WOHG160LJL	
Capacity range			16	
7°C/35°C floor heating *1	Heating capacity	kW	16.00	
	Input power		3.86	
	COP		4.15	
2°C/35°C floor heating *1	Heating capacity	kW	13.30	
	Input power		4.25	
	COP		3.13	
-7°C/35°C floor heating*1	Heating capacity	kW	14.50	
	Input power		5.27	
	COP		2.75	
Space heating characteristics*2				
Temperature application		°C	55	35
Energy efficiency class			A++	A++
Rated heat output (P_{rated})		kW	14	16
Seasonal space heating energy efficiency (η_s)		%	125	163
Annual energy consumption		kWh	8,757	8,014
Sound power level	Hydraulic unit	dB(A)	45	45
	Outdoor unit		67	66
Hydraulic unit specifications				
Power source			Single phase, ~230 V, 50 Hz	
Dimensions H × W × D		mm	805 × 450 × 471	
Weight (Net)		kg	52.5	
Water circulation	Min./Max.	L/min	26.4/57.8	
Buffer tank capacity		L	22	
Expansion vessel capacity		L	10	
Water flow temperature range	Max.	°C	60	
Water pipe connection diameter	Flow/Return	mm	Ø25.4/Ø25.4	
Backup heater	Capacity	kW	6.0 (3.0 kW × 2 pcs.)	
Outdoor unit specifications				
Power source			Single phase, ~230 V, 50 Hz	
Current	Max.	A	28.0	
Dimensions H × W × D		mm	1,428 × 1,080 × 480	
Weight (Net)		kg	137	
Refrigerant	Type (Global Warming Potential)		R410A (2,088)	
	Charge	kg	3.80	
Additional refrigerant charge		g/m	50	
Connection pipe – Diameter	Liquid	mm	Ø9.52	
	Gas		Ø15.88	
Connection pipe – Length	Min./Max.	m	5/30	
Connection pipe – Length (Pre-charge)		m	15	
Connection pipe – Height difference	Max.	m	25/15 (Outdoor unit: Upper/Lower)	
Operating range	Heating	°C	-25 to 35	

*1: Heating capacity, input power, and COP are measured using the EN14511 standard. Actual usage environments, such as the operating modes of the heating equipment, room temperature, and controller settings, may cause differences in values between those listed in the catalog and the actual performance characteristics.
*2: Information about ErP can be downloaded from our website at www.fujitsu-general.com/global/support/downloads/search/

Dimensions

(Unit: mm)

Outdoor Unit:
WOHG160LJL

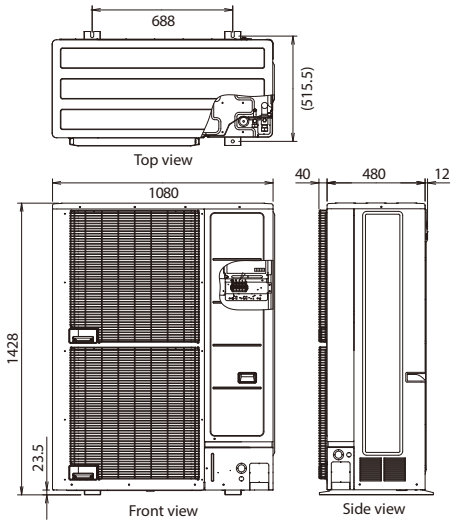

Hydraulic Indoor Unit:
WSHG160DJ6

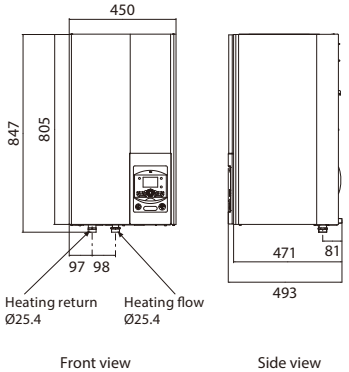

Split Type
High Power Series



WATERSTAGE™

High water flow temperature

The temperature of water flow can be maintained at 60°C without using a backup heater, even when the outdoor temperature drops to -20°C.

* If you want to raise the temperature of the water supply to above the maximum temperature, use a backup heater to supplement the primary heater.



High Power Series

High COP

Heat pumps of WATERSTAGE™ ATW Systems work more efficiently and consume less energy than conventional heating systems.

Energy efficiency class A++*

*Temperature application: Heating temp. 35°C

Seasonal space heating energy efficiency (η_s)
Conditions: Outdoor Temp. 7°C Heating Temp. 35°C



Single phase
11 kW class

3-phase
11 kW class



Hydraulic indoor unit:
WSHG140DG
Outdoor unit:
WOHG112LHT / WOHG140LCTA
[3 phase] WOHK112LCTA/WOHK140LCTA/
WOHK160LCTA



Hydraulic unit
Single phase/
3-phase



Outdoor unit
Single phase
11/14 kW



Outdoor unit
3-phase
11/14/16 kW

Specifications

Model Name	Hydraulic unit		WSHG140DG		WSHG140DG		WSHG140DG		WSHG140DG		WSHG140DG	
	Outdoor unit		WOHG112LHT		WOHG140LCTA		WOHK112LCTA		WOHK140LCTA		WOHK160LCTA	
Capacity range			11		14		11		14		16	
7°C/35°C floor heating *1	Heating capacity	kW	10.80		13.50		10.80		13.50		15.17	
	Input power		2.54		3.23		2.51		3.20		3.70	
	COP		4.25		4.18		4.30		4.22		4.10	
2°C/35°C floor heating *1	Heating capacity	kW	10.77		12.00		10.77		13.00		13.50	
	Input power		3.44		3.87		3.40		4.15		4.34	
	COP		3.13		3.10		3.17		3.13		3.11	
-7°C/35°C floor heating*1	Heating capacity	kW	10.38		11.54		10.38		12.20		13.50	
	Input power		4.32		5.08		4.28		5.13		5.40	
	COP		2.40		2.27		2.43		2.38		2.50	
Space heating characteristics*2												
Temperature application		°C	55	35	55	35	55	35	55	35	55	35
Energy efficiency class			A+	A++	A+	A+	A+	A++	A+	A++	A+	A+
Rated heat output (P_{rated})		kW	9	11	11	13	9	11	11	13	13	14
Seasonal space heating energy efficiency (η_s)		%	112	151	113	148	112	154	117	150	117	149
Annual energy consumption		kWh	6,704	6,062	8,041	6,824	6,669	5,930	7,803	6,738	9,062	7,408
Sound power level	Hydraulic unit	dB(A)	46		46		46		46		46	
	Outdoor unit		68		69		69	68	70	68	71	
Hydraulic unit specifications												
Power source			Single phase, ~230 V, 50 Hz				3-phase, ~400 V, 50 Hz					
Dimensions H × W × D		mm	800 × 450 × 457				800 × 450 × 457					
Weight (Net)		kg	40				40					
Water circulation	Min./Max.	L/min	19.5/39.0		24.4/48.7		19.5/39.0		24.4/48.7		27.4/54.8	
Buffer tank capacity		L	16				16					
Expansion vessel capacity		L	8				8					
Water flow temperature range	Max.	°C	60				60					
Water pipe connection diameter	Flow/Return	mm	Ø25.4/Ø25.4				Ø25.4/Ø25.4					
Backup heater	Capacity	kW	-				-					
Outdoor unit specifications												
Power source			Single phase, ~230 V, 50 Hz				3-phase, ~400 V, 50 Hz					
Current	Max.	A	22.0		25.0		9.0		9.5		10.5	
Dimensions H × W × D		mm	1,290 × 900 × 330									
Weight (Net)		kg	92				99					
Refrigerant	Type (Global Warming Potential)		R410A (2,088)									
	Charge	kg	2.50									
Additional refrigerant charge		g/m	50									
Connection pipe – Diameter	Liquid	mm	Ø9.52									
	Gas		Ø15.88									
Length	Min./Max.	m	5/20									
Length (Pre-charge)		m	15									
Height difference	Max.	m	15									
Operating range	Heating	°C	-25 to 35									

*1: Heating capacity, input power, and COP are measured using the EN14511 standard. Actual usage environments, such as the operating modes of the heating equipment, room temperature, and controller settings, may cause differences in values between those listed in the catalog and the actual performance characteristics.
*2: Information about ErP can be downloaded from our website at www.fujitsu-general.com/global/support/downloads/search/

Dimensions

(Unit: mm)

Outdoor Unit:
Single phase: WOHG112LHT/WOHG140LCTA

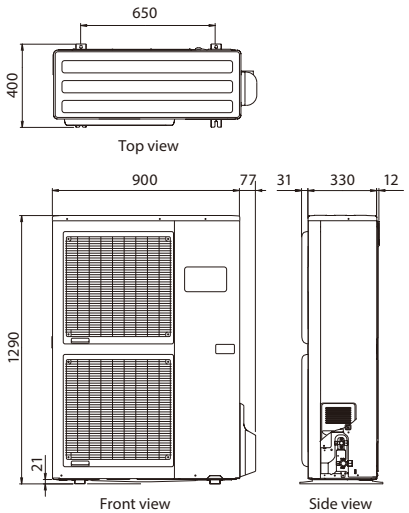

3 phase: WOHK112LCTA/WOHK140LCTA/WOHK160LCTA

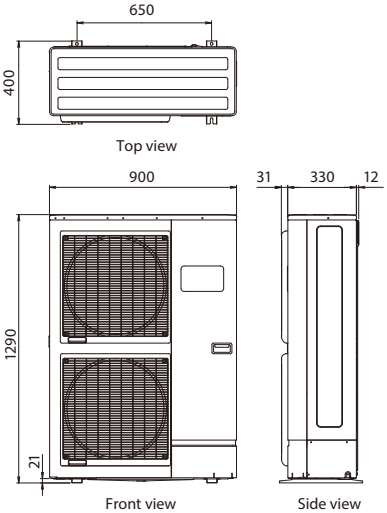

Hydraulic Indoor Unit:
WSHG140DG

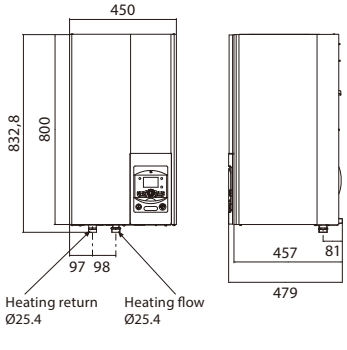

Split DHW Integrated Type

Comfort Series



WATERSTAGE™

High water flow temperature

The temperature of water flow is up to 55°C without a backup heater. Hot water supply temperature can be maintained even at -10°C outdoor temperature.

* If you want to raise the temperature of the water supply to above the maximum temperature, use a backup heater to supplement the primary heater.



Comfort Series

High COP

Heat pumps of WATERSTAGE™ ATW Systems work more efficiently and consume less energy than conventional heating systems.

Energy efficiency class A+++*

*Temperature application: Heating temp. 35°C

Seasonal space heating energy efficiency (η_s)

Conditions: Outdoor Temp. 7°C Heating Temp. 35°C

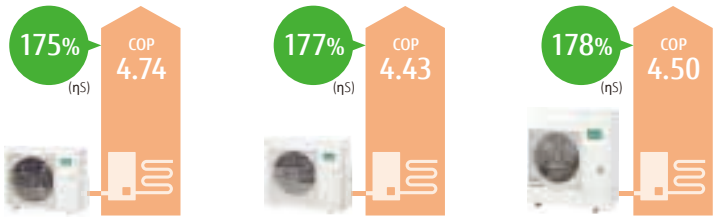

Comfort Series 5 kW class | Comfort Series 8 kW class | Comfort Series 10 kW class

Outdoor unit technology



5/6 kW | 8 kW | 10 kW



DC Fan Motor
High-performance, high-efficiency small DC fan motor mounted



DC Twin-Rotary Compressor
High-efficiency DC twin-rotary compressor



DC Inverter
DC inverter provides smooth water temperature control.

Hydraulic indoor unit:
WGHA050ML3 / WGHA080ML3 / WGHA100ML3
Outdoor unit:
WOHA060KLT / WOHA080KLT / WOHA100KLT


Hydraulic unit
Single phase


Outdoor unit
Single phase
5/6 kW


Outdoor unit
Single phase
8 kW


Outdoor unit
Single phase
10 kW

Specifications

Model Name	Hydraulic unit		WGHA050ML3		WGHA080ML3		WGHA080ML3		WGHA100ML3	
	Outdoor unit		WOHA060KLT		WOHA060KLT		WOHA080KLT		WOHA100KLT	
Capacity range			5		6		8		10	
7°C/35°C floor heating *1	Heating capacity	kW	4.50		5.50		7.50		9.50	
	Input power		0.949		1.18		1.69		2.11	
	COP		4.74		4.65		4.43		4.50	
2°C/35°C floor heating *1	Heating capacity	kW	4.50		5.30		6.30		9.30	
	Input power		1.33		1.65		1.96		3.08	
	COP		3.39		3.22		3.21		3.02	
-7°C/35°C floor heating*1	Heating capacity	kW	4.40		5.00		5.70		8.90	
	Input power		1.59		1.90		2.13		3.36	
	COP		2.76		2.63		2.68		2.65	
Space heating characteristics*2										
Temperature application		℃	55	35	55	35	55	35	55	35
Energy efficiency class			A++	A+++	A++	A+++	A++	A+++	A++	A+++
Rated heat output (P_{rated})		kW	5	5	5	6	6	7	8	9
Seasonal space heating energy efficiency (η_s)		%	125	175	125	175	128	177	130	178
Annual energy consumption		kWh	3,035	2,322	3,411	2,594	3,903	2,982	5,083	3,875
Sound power level*3	Hydraulic unit	dB(A)	40	-	40	-	40	-	40	-
	Outdoor unit		57	-	57	-	60	-	62	-
Domestic hot water characteristics*2										
Load profile			L		L		L		L	
Energy efficiency class			A+		A+		A+		A+	
Energy efficiency (ηwh)		%	130		130		130		130	
Annual electricity consumption		kWh	793		793		793		793	
Hydraulic unit specifications										
Power source			Single phase, ~230 V, 50 Hz							
Dimensions H × W × D		mm	1,863 × 648 × 700		1,863 × 648 × 700		1,863 × 648 × 700		1,863 × 648 × 700	
Weight (Net)		kg	145		145		145		145	
Water circulation	Min./Max.	L/min	7.6/22.0		8.5/22.0		10.0/22.0		13.2/30.0	
DHW capacity		L	190		190		190		190	
Hot water heater capacity		kW	1.5		1.5		1.5		1.5	
Buffer tank capacity		L	16		16		16		16	
Expansion vessel capacity		L	8		8		8		8	
Water flow temperature range	Max.	℃	55		55		55		55	
Water pipe connection diameter	Flow/Return	mm	Ø25.4/Ø25.4		Ø25.4/Ø25.4		Ø25.4/Ø25.4		Ø25.4/Ø25.4	
Hot water pipe connection diameter		mm	Ø19.05		Ø19.05		Ø19.05		Ø19.05	
Backup heater	Capacity	kW	3.0		3.0		3.0		3.0	
Outdoor unit specifications										
Power source			Single phase, ~230 V, 50 Hz							
Current	Max.	A	13.0		13.0		18.0		19.0	
Dimensions H × W × D		mm	632 × 799 × 290		632 × 799 × 290		716 × 820 × 315		998 × 940 × 320	
Weight (Net)		kg	39		39		42		62	
Refrigerant	Type (Global Warming Potential)		R32 (675)		R32 (675)		R32 (675)		R32 (675)	
	Charge	kg	0.97		0.97		1.02		1.63	
Additional refrigerant charge		g/m	25		25		25		20	
Connection pipe – Diameter	Liquid	mm	6.35		6.35		6.35		9.52	
	Gas		12.70		12.70		12.70		15.88	
Connection pipe – Length	Min./Max.	m	3/30		3/30		3/30		3/30	
Connection pipe – Length (Pre-charge)		m	15		15		15		20	
Connection pipe – Height difference	Max.	m	20		20		20		20	
Operating range	Heating	℃	-20 to 35		-20 to 35		-20 to 35		-20 to 35	

*1: Heating capacity, input power, and COP are measured using the EN14511 standard. Actual usage environments, such as the operating modes of the heating equipment, room temperature, and controller settings, may cause differences in values between those listed in the catalog and the actual performance characteristics.
*2: Information about ErP can be downloaded from our website at www.fujitsu-general.com/global/support/downloads/search/
*3: The sound power level values are based on EN12102 standard measurements under EN14825 standard conditions.

Dimensions

(Unit: mm)

Outdoor Unit:
WOHA060KLT

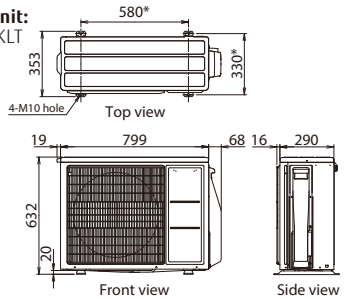

WOHA080KLT

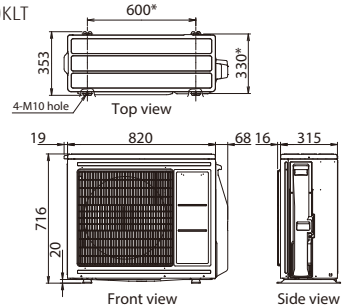

WOHA100KLT

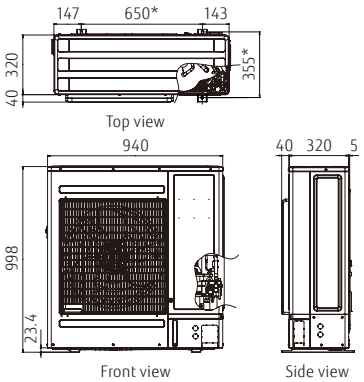

Hydraulic Indoor Unit:
WGHA050ML3/WGHA080ML3/WGHA100ML3

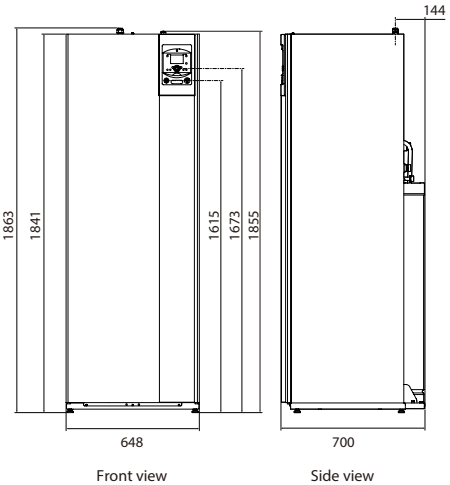

*Pitch of bolts for installation

Split DHW Integrated Type

Super High Power Series



WATERSTAGE™

High water flow temperature

The temperature of water flow can be maintained at 60°C without using a backup heater, even when the outdoor temperature drops to -20°C. The system can supply 55°C water without a backup heater at an outdoor temperature of -22°C.

* If you want to raise the temperature of the water supply to above the maximum temperature, use a backup heater to supplement the primary heater.



Super High Power Series

High COP

Heat pumps of WATERSTAGE™ ATW Systems work more efficiently and consume less energy than conventional heating systems.

Energy efficiency class



Seasonal space heating energy efficiency (η_S)

Conditions: Outdoor Temp. 7°C Heating Temp. 35°C

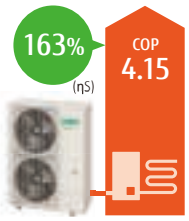

Single phase
16 kW class

Operating range extended to -25°C

Operating range improved down to -25°C outdoor temperature



Stylish space saving solution with

Built-in High-performance DHW tank 190 L



- Coil heat exchanger optimizes DHW supply performance.
- Temperature rises quickly due to the large surface of the exchanger.

Hydraulic indoor unit:
WGHG160DJ6
Outdoor unit:
WOHG160LJL



Hydraulic unit
Single phase



Outdoor unit
Single phase 16 kW

Specifications

Model Name		Hydraulic unit		WGHG160DJ6	
		Outdoor unit		WOHG160LJL	
Capacity range				16	
7°C/35°C floor heating *1		Heating capacity	kW	16.00	
		Input power		3.86	
		COP		4.15	
2°C/35°C floor heating *1		Heating capacity	kW	13.30	
		Input power		4.25	
		COP		3.13	
-7°C/35°C floor heating*1		Heating capacity	kW	14.50	
		Input power		5.27	
		COP		2.75	
Space heating characteristics*2					
Temperature application			°C	55	35
Energy efficiency class				A++	A++
Rated heat output (P_{rated})			kW	14	16
Seasonal space heating energy efficiency (η_s)			%	125	163
Annual energy consumption			kWh	8,757	8,014
Sound power level	Hydraulic unit		dB(A)	45	45
	Outdoor unit			67	66
Domestic hot water characteristics*2					
Load profile				L	
Energy efficiency class				A	
Energy efficiency (ηwh)			%	109	
Annual electricity consumption			kWh	941	
Hydraulic unit specifications					
Power source				Single phase, ~230 V, 50 Hz	
Dimensions H × W × D			mm	1,841 × 648 × 698	
Weight (Net)			kg	166	
Water circulation		Min./Max.	L/min	26.4/57.8	
DHW capacity			L	190	
Hot water heater capacity			kW	1.5	
Buffer tank capacity			L	22	
Expansion vessel capacity			L	12	
Water flow temperature range		Max.	°C	60	
Water pipe connection diameter		Flow/Return	mm	Ø25.4/Ø25.4	
Hot water pipe connection diameter			mm	Ø19.05	
Backup heater		Capacity	kW	6.0 (3.0 kW × 2 pcs.)	
Outdoor unit specifications					
Power source				Single phase, ~230 V, 50 Hz	
Current		Max.	A	28.0	
Dimensions H × W × D			mm	1,428 × 1,080 × 480	
Weight (Net)			kg	137	
Refrigerant		Type (Global Warming Potential)		R410A (2,088)	
		Charge	kg	3.80	
Additional refrigerant charge			g/m	50	
Connection pipe	Diameter	Liquid	mm	Ø9.52	
		Gas		Ø15.88	
	Length	Min./Max.	m	5/30	
	Length (Pre-charge)		m	15	
	Height difference	Max.	m	25/15 (Outdoor unit: Upper/Lower)	
Operating range		Heating	°C	-25 to 35	

*1: Heating capacity, input power, and COP are measured using the EN14511 standard. Actual usage environments, such as the operating modes of the heating equipment, room temperature, and controller settings, may cause differences in values between those listed in the catalog and the actual performance characteristics.
*2: Information about ErP can be downloaded from our website at www.fujitsu-general.com/global/support/downloads/search/

Dimensions

(Unit: mm)

Outdoor Unit:
WOHG160LJL

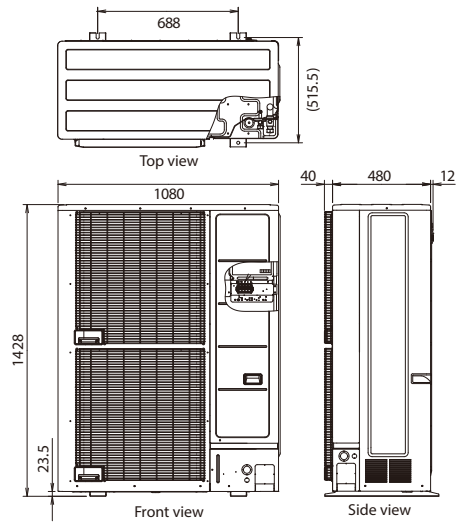

Hydraulic Indoor Unit:
WGHG160DJ6

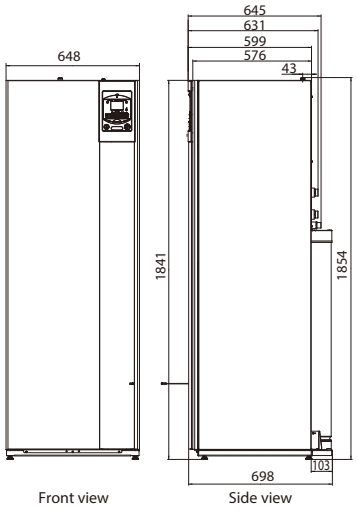

Split DHW Integrated Type

High Power Series



WATERSTAGE™

High water flow temperature

The temperature of water flow can be maintained at 60°C without using a backup heater, even when the outdoor temperature drops to -20°C.

* If you want to raise the temperature of the water supply to above the maximum temperature, use a backup heater to supplement the primary heater.



High Power Series

High COP

Heat pumps of WATERSTAGE™ ATW Systems work more efficiently and consume less energy than conventional heating systems.

Energy efficiency class A++*

*Temperature application: Heating temp. 35°C

Seasonal space heating energy efficiency (η_s)

Conditions: Outdoor Temp. 7°C Heating Temp. 35°C



Single phase
11 kW class

3-phase
11 kW class

Optimized refrigerant cycle operation

The High Power Series deliver high performance and efficiency with twin sensors and hot water heating technology.

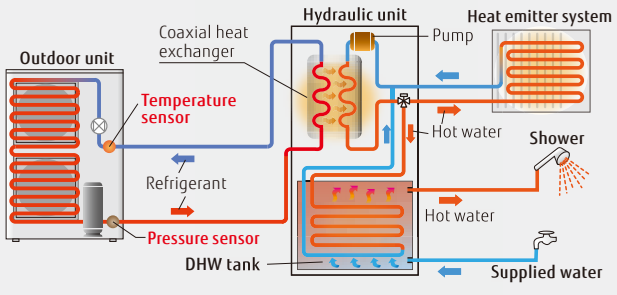

Hydraulic indoor unit:
WGHG140DG
Outdoor unit:
WOHG112LHT / WOHG140LCTA
[3 phase] WOHK112LCTA / WOHK140LCTA / WOHK160LCTA



Hydraulic unit
Single phase/
3-phase



Outdoor unit
Single phase
11/14 kW



Outdoor unit
3-phase
11/14/16 kW

Specifications

Model Name				WGHG140DG		WGHG140DG		WGHG140DG		WGHG140DG		WGHG140DG	
	Outdoor unit			WOHG112LHT		WOHG140LCTA		WOHK112LCTA		WOHK140LCTA		WOHK160LCTA	
Capacity range				11		14		11		14		16	
7°C/35°C floor heating *1	Heating capacity		kW	10.80		13.50		10.80		13.50		15.17	
	Input power			2.54		3.23		2.51		3.20		3.70	
	COP			4.25		4.18		4.30		4.22		4.10	
2°C/35°C floor heating *1	Heating capacity		kW	10.77		12.00		10.77		13.00		13.50	
	Input power			3.44		3.87		3.40		4.15		4.34	
	COP			3.13		3.10		3.17		3.13		3.11	
-7°C/35°C floor heating*1	Heating capacity		kW	10.38		11.54		10.38		12.20		13.50	
	Input power			4.32		5.08		4.28		5.13		5.40	
	COP			2.40		2.27		2.43		2.38		2.50	
Space heating characteristics*2													
Temperature application			°C	55	35	55	35	55	35	55	35	55	35
Energy efficiency class				A+	A++	A+	A+	A+	A++	A+	A++	A+	A+
Rated heat output (P_{rated})			kW	9	11	11	13	9	11	11	13	13	14
Seasonal space heating energy efficiency (η_s)			%	112	151	113	148	112	154	117	150	117	149
Annual energy consumption			kWh	6,704	6,062	8,041	6,824	6,669	5,930	7,803	6,738	9,062	7,408
Sound power level	Hydraulic unit		dB(A)	46		46		46		46		46	
	Outdoor unit			68		69		69	68	70	68	71	
Domestic hot water characteristics*2													
Load profile				L									
Energy efficiency class				A									
Energy efficiency(η_{wh})			%	88									
Annual electricity consumption			kWh	1166									
Hydraulic unit specifications													
Power source				Single phase, ~230 V, 50 Hz				3-phase, ~400 V, 50 Hz					
Dimensions H × W × D			mm	1,840 × 648 × 698									
Weight (Net)			kg	150									
Water circulation		Min./Max.	L/min	19.5/39.0		24.4/28.7		19.5/39.0		24.4/48.7		27.4/54.8	
DHW capacity			L	190									
Hot water heater capacity			kW	1.5									
Buffer tank capacity			L	16									
Expansion vessel capacity			L	12									
Water flow temperature range		Max.	°C	60									
Water pipe connection diameter		Flow/Return	mm	Ø25.4/Ø25.4									
Hot water pipe connection diameter			mm	Ø19.05									
Backup heater		Capacity	kW	-				-					
Outdoor unit specifications													
Power source				Single phase, ~230 V, 50 Hz				3-phase, ~400 V, 50 Hz					
Current		Max.	A	22.0		25.0		9.0		9.5		10.5	
Dimensions H × W × D			mm	1,290 × 900 × 330									
Weight (Net)			kg	92				99					
Refrigerant		Type (Global Warming Potential)		R410A (2,088)									
		Charge	kg	2.50									
Additional refrigerant charge			g/m	50									
Connection pipe	Diameter	Liquid	mm	Ø9.52									
		Gas		Ø15.88									
	Length	Min./Max.	m	5/20									
	Length (Pre-charge)		m	15									
	Height difference	Max.	m	15									
Operating range		Heating	°C	-25 to 35									

*1: Heating capacity, input power, and COP are measured using the EN14511 standard. Actual usage environments, such as the operating modes of the heating equipment, room temperature, and controller settings, may cause differences in values between those listed in the catalog and the actual performance characteristics.
*2: Information about ErP can be downloaded from our website at www.fujitsu-general.com/global/support/downloads/search/

Dimensions

(Unit: mm)

Outdoor Unit:
Single phase: WOHG112LHT/WOHG140LCTA

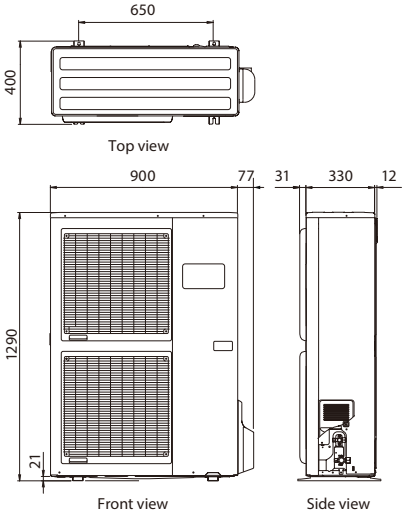

3 phase: WOHK112LCTA/WOHK140LCTA/WOHK160LCTA

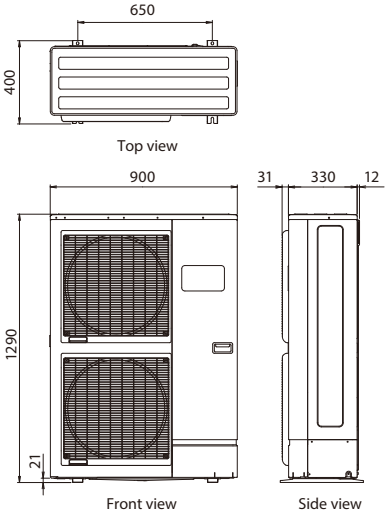

Hydraulic Indoor Unit:
WGHG140DG

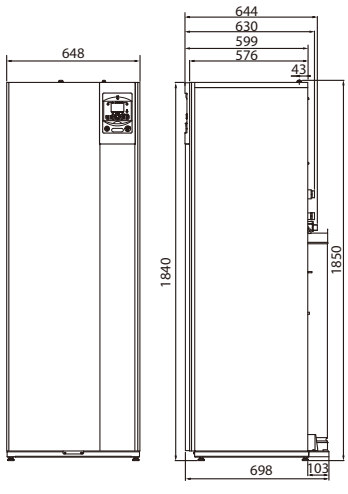

Control Overview

To meet the diverse needs of customers, we offer a variety of control options, such as individual control and remote control options.

Individual Control



Wireless remote controller (option)
Room thermostat
UTW-C58XD



Wireless remote controller (option)
Room thermostat
UTW-C55XA



Wireless remote controller (option)
Remote controller
UTW-C74TXF*1
UTW-C74HXF*1

RF module
UTW-MRCXD





Adapters for external devices



Web server (option)
UTW-KW1XD
UTW-KW4XD



MODBUS® clip (option)
UTW-KMBXJ*2

Internet





Remote control system



Smart device control



Home automation system

* Please refer to page W-036, W-037 for more optional parts information.





Service & Maintenance Tool



Web server (option)
UTW-KW1XD
UTW-KW4XD

or



LPB clip (option)
UTW-KL1XD

Service tool (option)



UTW-KPSXD*3
software



UTW-KSTXD*4

*3: UTW-KW1XD or UTW-KW4XD is required for the connection.
*4: UTW-KL1XD is required for the connection.



Super High Power Series
Hydraulic unit

Hydraulic unit Controller

Easy-to-set operation modes
- Selecting the heating mode and domestic hot water (DHW) operation

Large liquid crystal display
- Shows operation status
- Shows error messages
- Messages in plain text

Navigation and setting
- Select from heating menu
- Setting Time program



HMI kit (option)
UTW-KHMXE
Supports multiple languages

Comfort Control

The high-grade heating controller automatically adjusts the flow temperature according to the climate conditions to maintain the room and domestic hot water temperatures at the desired levels.



Hydraulic unit Controller

4 Heating modes

1. Automatic mode
Enables automatic switching between Comfort mode and Reduce mode according to time program

2. Reduce mode
Maintains water temperature at a lower level

3. Comfort mode
Maintains water temperature at a comfortable level

4. Protection mode
Activates frost protection in standby operation



Useful Features

Automatic heating curve control

Automatic temperature regulation according to heating curve (depending on heating terminal and outdoor temperature)

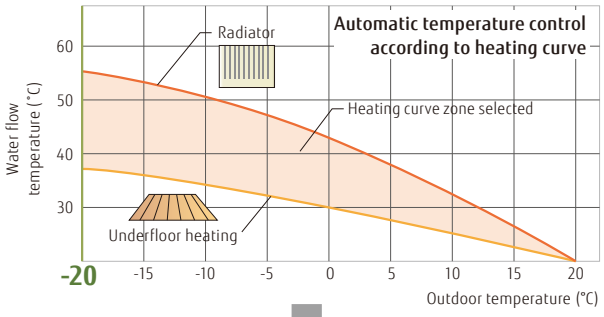

The heating curve will shift to adjust the room temperature setting.

Can be fine-adjusted when it is too warm or too cold.

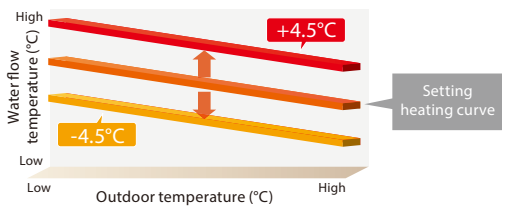

Quick recovery from defrosting

Maintains room temperature by boost start operation during defrosting.

Auto changeover

When cooling mode is selected, the system automatically switches between cooling and heating modes depending on the outdoor temperature to serve as an all-season air conditioner.

2-zone independent control

2-zone independent control (For example, the individual control of 2 underfloor heating zones or the combination of 1 underfloor heating zone and 1 radiator zone)*1

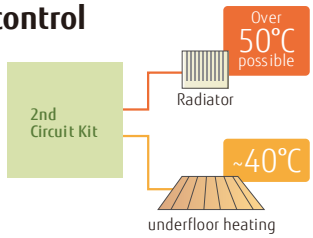

*1: Optional parts required

2-stage low-noise mode

The outdoor unit can be switched to quiet mode, depending on the installation environment.

*Effective only for High Power Series

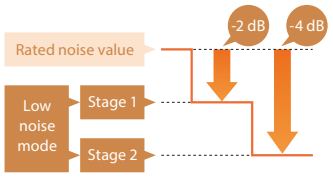

Backup heater operation

Backup heater maintains a comfortable room temperature even when the outside temperature is low. The backup heater is intelligently controlled as a safety backup for very cold days and nights, and only operates when really needed.

* Optional parts is needed for High power Series.

Energy Saving

Time program

- The timer is easy to set.
- You can select the heating mode in conjunction with various times of the day.

Day-weekly timer

- Allows up to 3 settings per day.
- Allows individual settings for each day of the week.

Holiday timer

- Allows up to 8 settings.
- While you are away from home for an extended period during winter, the system prevents your room or house from freezing.



Peak cut Function*2

Sets the peak current value to reduce power consumption.

Mode	Ratio to reduce power consumption
1	100%
2	75%
3	50%
4	Almost 0%

* Please refer to page W-036, W-037 for more optional parts information.

Safety Features

Anti-Legionella function

Prevents the growth of Legionella bacteria in the DHW tank to supply safe and clean hot water at all times.



Anti-freeze function

When the outside temperature drops below a specified level, the compressor will self-activate and water will also be automatically circulated to prevent freezing.

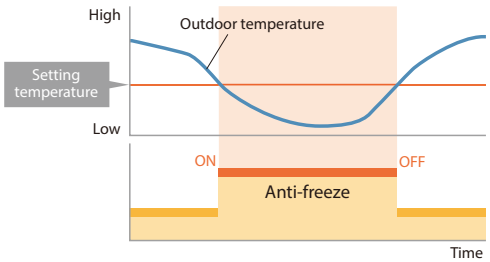

Emergency operation

If an outdoor unit fails to operate, a built-in backup heater or an external boiler is activated to supply an uninterrupted supply of hot water to the house.

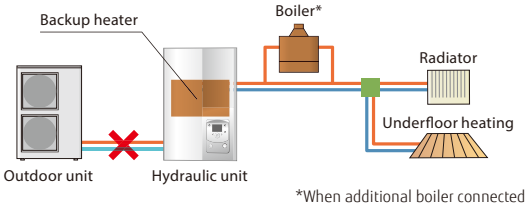

*When additional boiler connected

Error and Maintenance Alarm

Enables quick error-handling services and maintenance

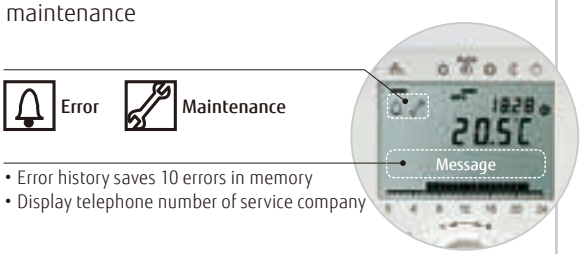

- Error history saves 10 errors in memory
- Display telephone number of service company

System Configuration

Split Type

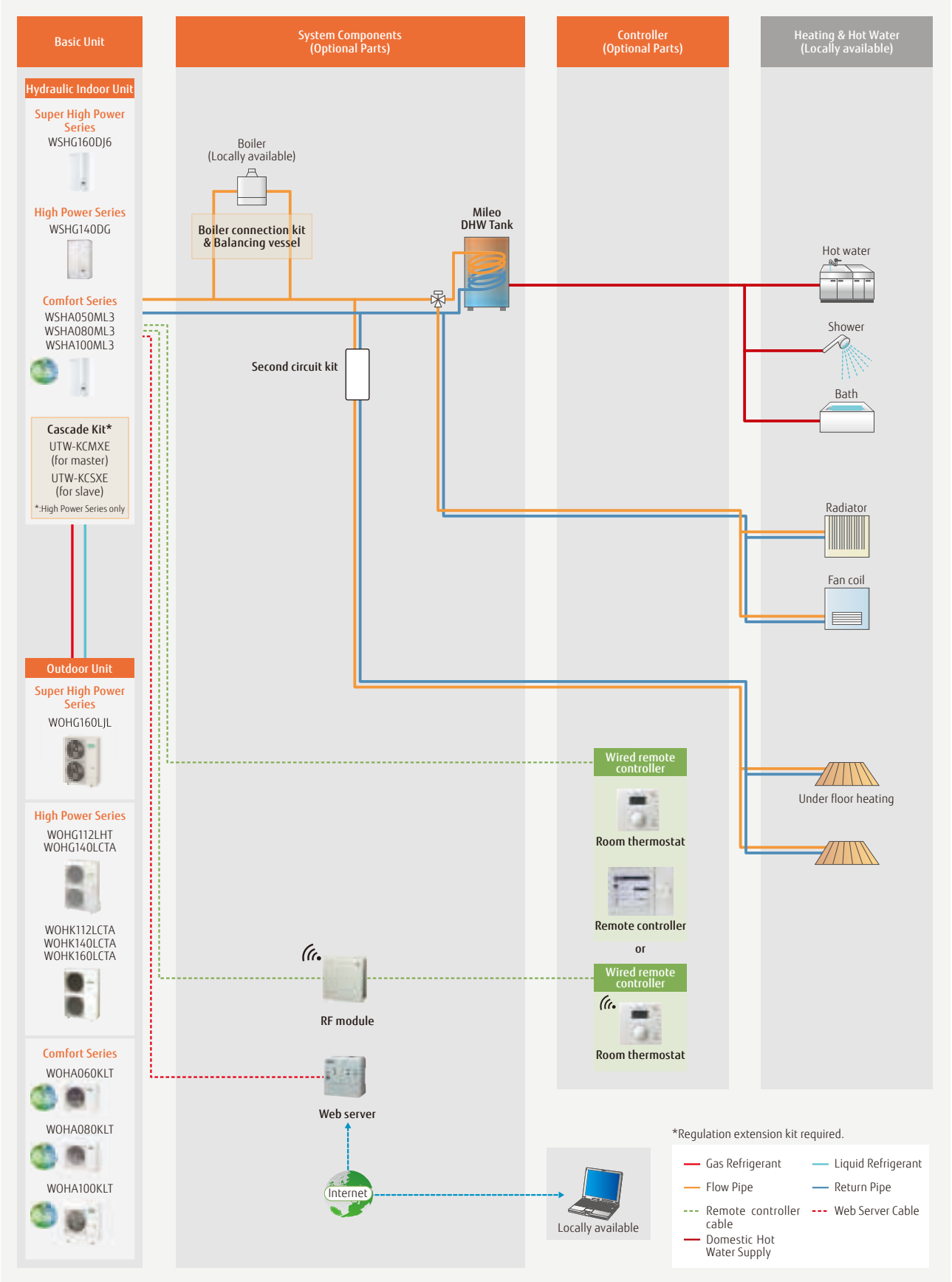

Split DHW Integrated Type

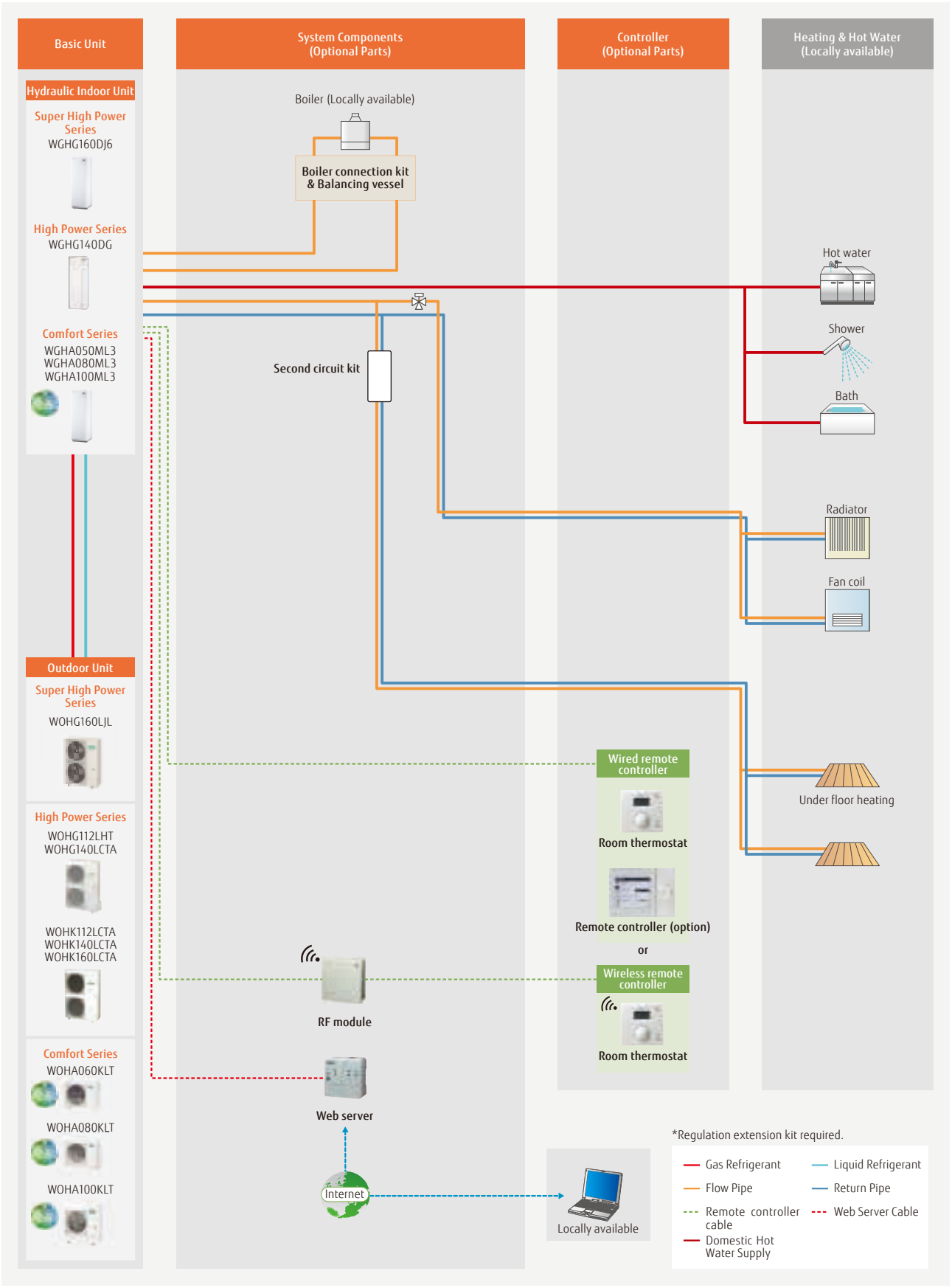

Case Studies

Split Type

2-emitter simultaneous heating (Individual control)

Underfloor heating + Radiator

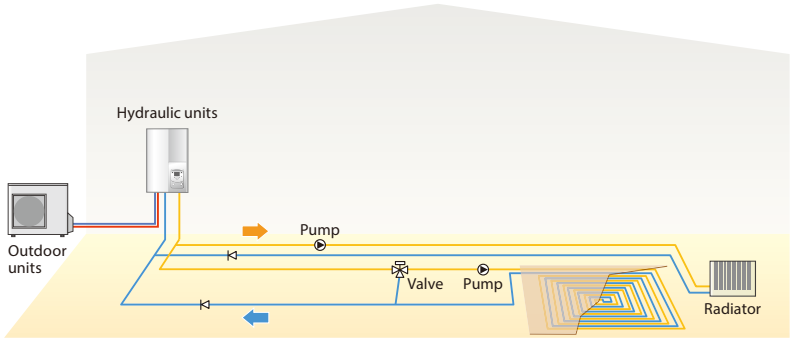

Boiler connected to heating (Boiler + Heating)

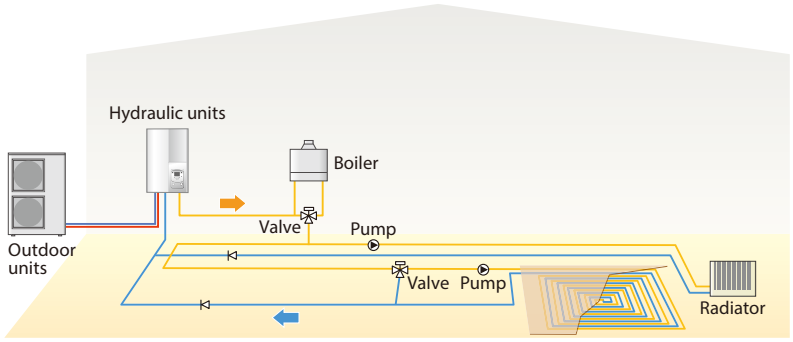

2-emitter simultaneous heating & domestic hot water supply (Cascade)

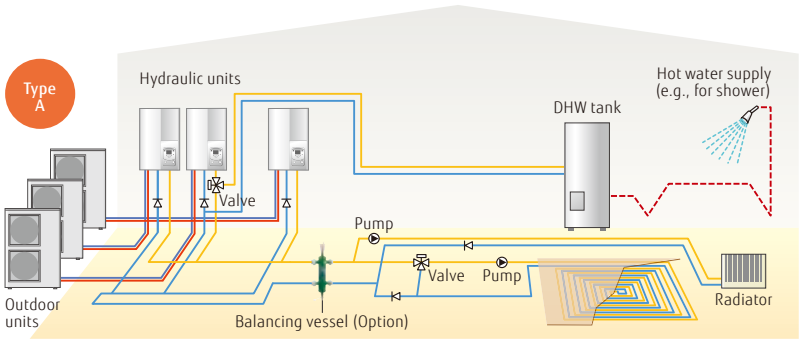

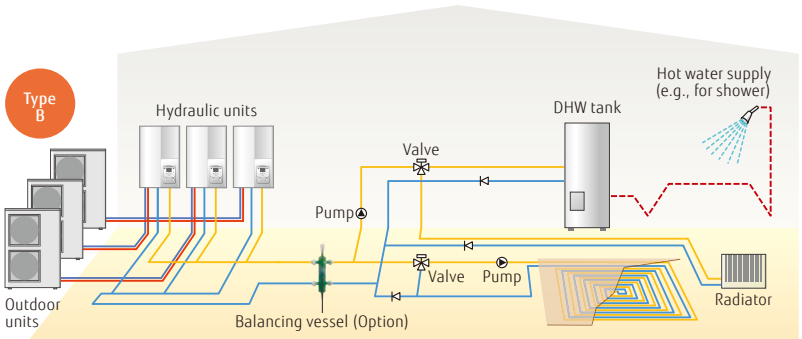

*The hydraulic layouts shown are mainly representation. Please check with local dealer for actual hydraulic connections.

Split DHW Integrated Type

Single heating & domestic hot water supply

Radiator + domestic hot water supply

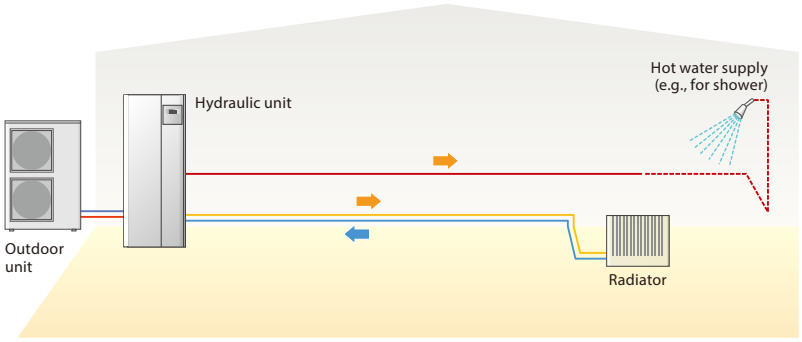

2-emitter simultaneous heating (Individual control) & domestic hot water supply

Radiator + domestic hot water supply

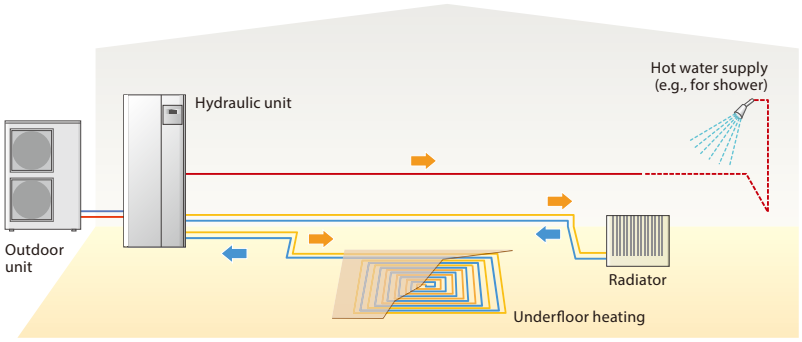

Boiler connected to heating (Boiler + Heating) and domestic hot water supply

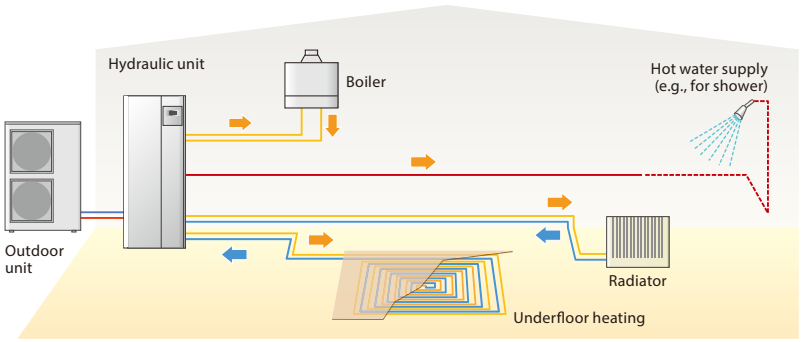

*The hydraulic layouts shown are mainly representation. Please check with local dealer for actual hydraulic connections.

Simple installation

Presetting configurations

A controller installed makes it easy to configure the system without having to set each component or unit individually.

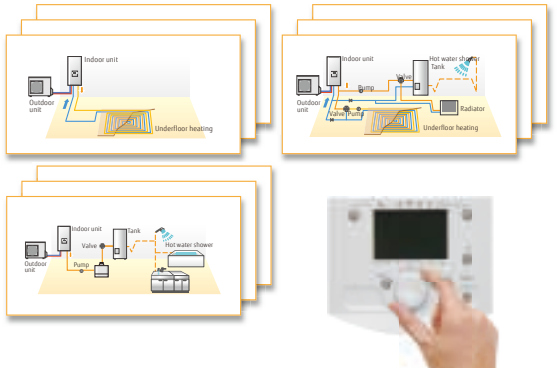

8 simple patterns for system presetting
(Duo heating: 12 patterns)

Configuration (Parameter 5700)	Installation type
Presetting 1	1 heating circuit
Presetting 2	2 heating circuits
Presetting 3	1 heating circuit with boiler backup
Presetting 4	2 heating circuits with boiler backup
Presetting 5	1/2 heating circuit with buffer control
Presetting 6	1/2 heating circuit with buffer control and boiler backup
Presetting 7	Cascade connection Primary
Presetting 8	Cascade connection A
Presetting 9	Cascade connection B/C

- DHW & solar control auto detection
- Pool heating and cooling option
- Cascade connection only available in High Power models.

Outdoor temperature simulation

It verifies that each unit operates properly under the set conditions and expected outdoor air temperature when the system is actually assembled.

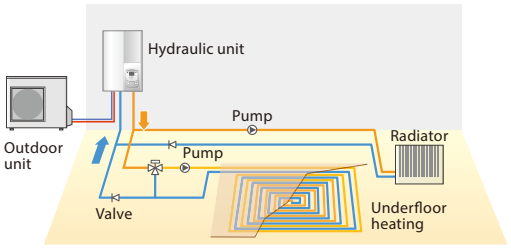

The outdoor temperatures can be simulated in the range of -50°C to +50°C.

Concrete floor drying

Allows the concrete surrounding the hot-water pipes to dry more quickly, shortening the construction period for underfloor heating installations.

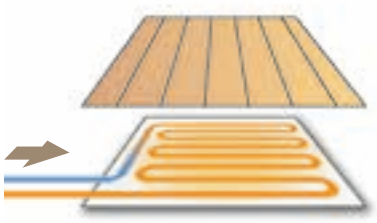

Set temperature
Maximum 75°C

Set period
Maximum 25 days

Controller with a large liquid crystal display and buttons for easy function setting

Large display
Shows all the information items related to the operation mode:
•Clock •Temperature •DHW •Message •Service/maintenance •Timer menu

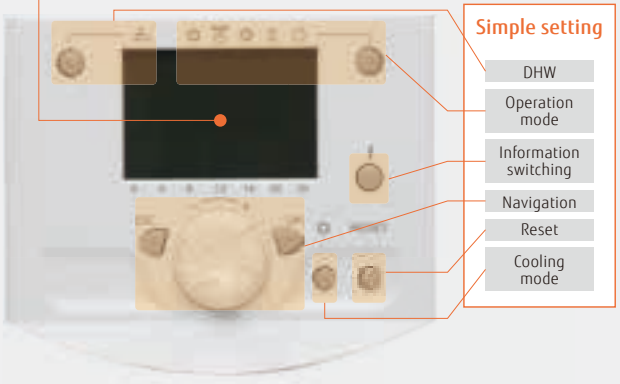

Main operation flow and settings for installers and end users

		Flow Chart	Example Item
Installers	1	Install Setting	Pump speed setting, Configuration, Heating curve setting, Heat pump shut off
	2	Option Setting	Cooling kit, DHW kit, Boiler kit, Swimming pool kit
	3	Convenient Function	Automatic heating curve setting, Underfloor controlled driving, Outdoor temperature adjustment, Maintenance period setting
	4	Workout Setting	Outdoor temperature simulator
	5	Confirmation	Checking operation (Heating and cooling, DHW, option)
End users	6	User Setting	Date and time, Time program, Operation temperature setting

Easy Installation & Maintenance

- All hydraulic safety and control components are built in with no additional selection required.
- Lifting bars for installation free of difficulty or risk
- Easy access for maintenance
- Refrigerant pump down operation

Maintenance Support

Diagnostics functions for troubleshooting

Error display

How to check for the errors displayed:



If an error occurs,
the controller will display an error symbol.

Detailed information displayed
- Error code
- Error designation
- Clear text info (UART)

Press "Info" button

Hydraulic unit error

If an error occurs, the green and red LEDs will blink along with the cause of the error.



LED 2 (GREEN)
LED 1 (RED)

Confirm the number of blinks.

Outdoor unit error



For High Power model and Super High Power model

If an error occurs,
POWER / MODE ON
ERROR Blinks rapidly

Confirm the blink code in the error code indication.

Check the error code table

Installation requirements

Installation of equipment & electrical wiring

Split type Hydraulic unit

- The Hydraulic unit is hung on the wall.
- Weight ≦ 88 kg (including water)
- Space for maintenance needs to be taken into consideration.

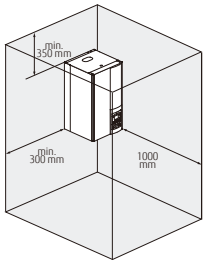

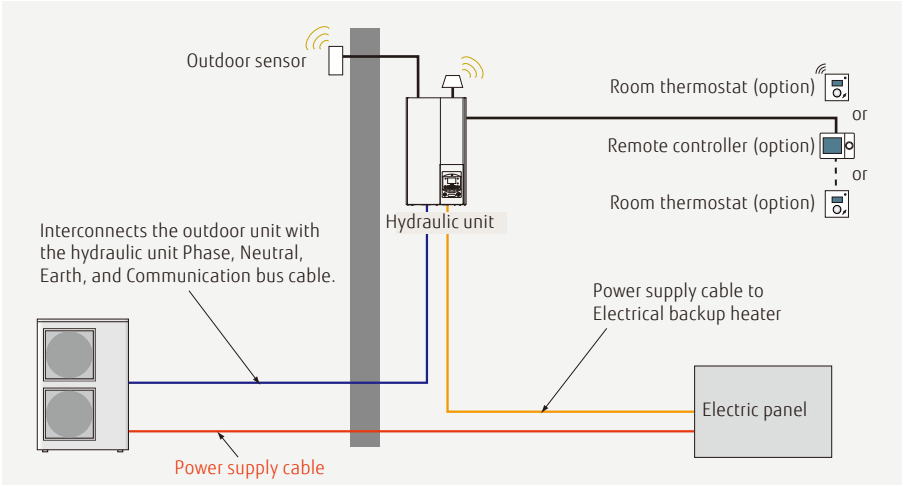

Split DHW Integrated Type Hydraulic Unit

- Floor standing
- Weight ≦ 393 kg (including water)
- Space for maintenance needs to be taken into consideration.

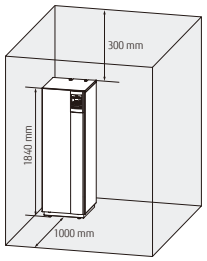

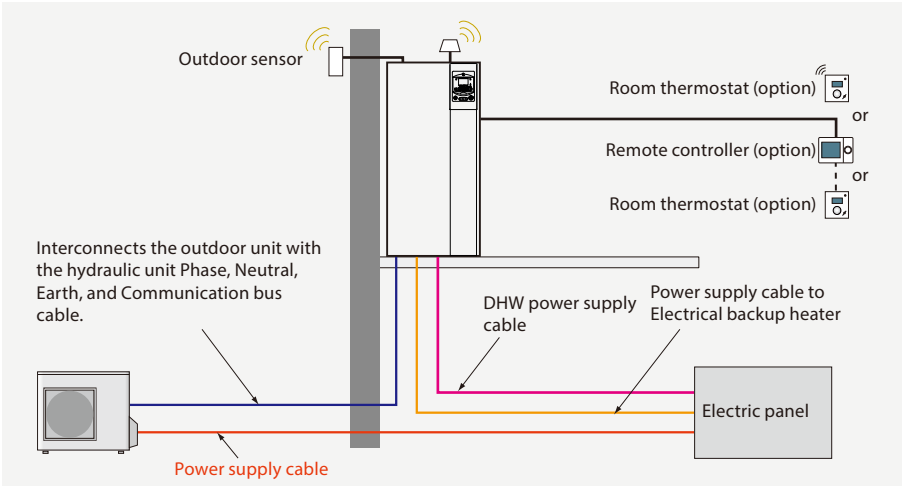

Piping and Wiring Split type

Series	Capacity range (kW)	Pipe diameter (Liquid/Gas) (mm)	H1 (m)	H2 (m)	L (m)
R32 Comfort	5	6.35/12.70	+20	-20	3-30
	6				
	8				
	10	9.52/15.88			
High Power	11	9.52/15.88	+15	-15	5-20
	14				
	16				
Super High Power	16	9.52/15.88	+15	-25	5-30

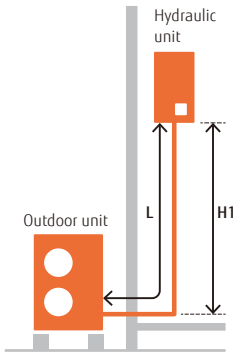

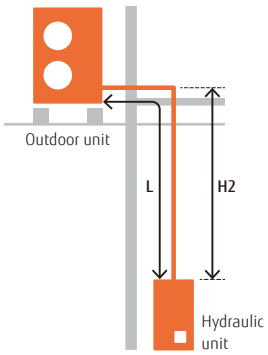

AIR TO WATER
Optional Parts



Optional Parts

Product Name	Model Name	Split Type										Split DHW Integrated Type									
		Super High Power	High Power				R32 Comfort					Super High Power	High Power				R32 Comfort				
		1Ø	1Ø		3Ø		1Ø					1Ø	1Ø		3Ø		1Ø				
		16	11	14	11	14	16	5	6	8	10	16	11	14	11	14	16	5	6	8	10
Second circuit Kit	UTW-KZSXE	–	●	●	●	●	●	●	●	●	●	–	–	–	–	–	–	–	–	–	–
	UTW-KZDXE	–	–	–	–	–	–	–	–	–	–	–	●	●	●	●	●	●	●	●	●
	UTW-KZSXJ	●	–	–	–	–	–	–	–	–	–	–	–	–	–	–	–	–	–	–	–
	UTW-KZDXJ	–	–	–	–	–	–	–	–	–	–	●	–	–	–	–	–	–	–	–	–
Boiler connection kit	UTW-KBSXD	–	●	●	●	●	●	●	●	●	●	–	–	–	–	–	–	–	–	–	–
	UTW-KBDXD	–	–	–	–	–	–	–	–	–	–	–	●	●	●	●	●	●	●	●	●
	UTW-KBSXJ	●	–	–	–	–	–	–	–	–	–	●	–	–	–	–	–	–	–	–	–
Balancing vessel	UTW-TEVXA	●	●	●	●	●	●	●	●	●	●	●	●	●	●	●	●	●	●	●	●
DHW kit	UTW-KDWXD (External)	●	●	●	●	●	●	●	●	●	●	_*1	_*1	_*1	_*1	_*1	_*1	_*1	_*1	_*1	_*1
DHW tank 200 Liters 300 Liters	UTW-T20AXH UTW-T30AXH	●	●	●	●	●	●	●	●	●	●	_*1	_*1	_*1	_*1	_*1	_*1	_*1	_*1	_*1	_*1
DHW tank 200 Liters 300 Liters	UTW-T20BXH UTW-T30BXH	●	●	●	●	●	●	●	●	●	●	_*1	_*1	_*1	_*1	_*1	_*1	_*1	_*1	_*1	_*1
DHW expansion kit	UTW-KDEXE	–	–	–	–	–	–	–	–	–	–	●	●	●	●	●	●	–	–	–	–
	UTW-KDEXL	–	–	–	–	–	–	–	–	–	–	–	–	–	–	–	–	●	●	●	●
Circulating pump	UTW-PHFXG	●	●	●	●	●	●	–	–	–	–	●	●	●	●	●	●	–	–	–	–
Cooling kit	UTW-KCLXD	●	●	●	●	●	●	●	●	●	●	●	●	●	●	●	●	–	–	–	–
	UTW-KCLXL	–	–	–	–	–	–	–	–	–	–	–	–	–	–	–	–	●	●	●	●
Regulation extension kit	UTW-KREXD	●	●	●	●	●	●	●	●	●	●	●	●	●	●	●	●	●	●	●	●
Drain pan	UTW-KDPXB	–	–	–	–	–	–	●	●	●	●	–	–	–	–	–	–	●	●	●	●
Cascade master kit (incl. LPB clip)	UTW-KCMXE	–	●	●	●	●	●	–	–	–	–	–	–	–	–	–	–	–	–	–	–

Product Name	Model Name	Split Type										Split DHW Integrated Type									
		Super High Power	High Power				R32 Comfort					Super High Power	High Power					R32 Comfort			
		1Ø	1Ø		3Ø		1Ø					1Ø	1Ø		3Ø			1Ø			
		16	11	14	11	14	16	5	6	8	10	16	11	14	11	14	16	5	6	8	10
Cascade slave kit (incl. LPB clip)	UTW-KCSXE	–	●	●	●	●	●	–	–	–	–	–	–	–	–	–	–	–	–	–	–
HMI kit	UTW-KHMXE*2	●	●	●	●	●	●	●	●	●	●	●	●	●	●	●	●	●	●	●	●
Remote controller Wired	UTW-C74TXF*2	●	●	●	●	●	●	●	●	●	●	●	●	●	●	●	●	●	●	●	●
	UTW-C74HXF*2	●	●	●	●	●	●	●	●	●	●	●	●	●	●	●	●	●	●	●	●
Room thermostat Wired	UTW-C55XA	●	●	●	●	●	●	●	●	●	●	●	●	●	●	●	●	●	●	●	●
Room thermostat Wireless	UTW-C58XD	●	●	●	●	●	●	●	●	●	●	●	●	●	●	●	●	●	●	●	●
Outdoor sensor tranmitter	UTW-MOSXD	●	●	●	●	●	●	●	●	●	●	●	●	●	●	●	●	●	●	●	●
RF modules for BSB-Port	UTW-MRCXD	●	●	●	●	●	●	●	●	●	●	●	●	●	●	●	●	●	●	●	●
Web server	UTW-KW1XD UTW-KW4XD	●	●	●	●	●	●	●	●	●	●	●	●	●	●	●	●	●	●	●	●
LPB clip	UTW-KL1XD	●	●	●	●	●	●	●	●	●	●	●	●	●	●	●	●	●	●	●	●
MODBUS® clip	UTW-KMBXJ	–	●*5	●*5	●*5	●*5	●*5	–	–	–	–	–	●*5	●*5	●*5	●*5	●*5	–	–	–	–
Service tool (incl. OCI700 Adapter)	UTW-KSTXD	●*3	●*3	●*3	●*3	●*3	●*3	●*3	●*3	●*3	●*3	●*3	●*3	●*3	●*3	●*3	●*3	●*3	●*3	●*3	●*3
Service tool software	UTW-KPSXD	●*4	●*4	●*4	●*4	●*4	●*4	●*4	●*4	●*4	●*4	●*4	●*4	●*4	●*4	●*4	●*4	●*4	●*4	●*4	●*4
External connect kit	UTY-XWZXZ2	–	●	●	●	●	●	–	–	–	–	–	●	●	●	●	●	–	–	–	–
	UTY-XWZXZ3	●	–	–	–	–	–	–	–	–	●	●	–	–	–	–	–	–	–	–	●
Back-up Heater	UTW-HS6XG	–	●	●	–	–	–	–	–	–	–	–	–	–	–	–	–	–	–		
	UTW-HT9XG	–	–	–	●	●	●	–	–	–	–	–	●	●	●	–	–	–	–		
Electrical backup heater relay	UTW-KBHXL	–	–	–	–	–	–	●	●	●	●	–	–	–	–	–	–	●	●	●	●

●: Available –: Not Available

*1: Split DHW integrated type supplies DHW without the DHW kit and DHW tank.
*2: Includes 19 languages with no need to prepare an RC for Eastern Europe separately.
C74TXF has a built-in room temperature sensor.
C74HXFhas a built-in room temperature and humidity sensor.
*3: UTW-KL1XD is required for the connection.
*4: UTW-KW1XD or UTW-KW4XD is required for the connection.
*5: Additional Spare parts 9708302034 (Analogue interface PCB) and 109696 (connection wire) are required.



SUPPORT

Sp-002 AIRSTAGE™ Support
Sp-004 HVAC system design Support Tool
Sp-006 WATERSTAGE™ Support Tool
Sp-008 Quick Service & Maintenance
Sp-010 Service Tool
Sp-011 Web Monitoring Tool

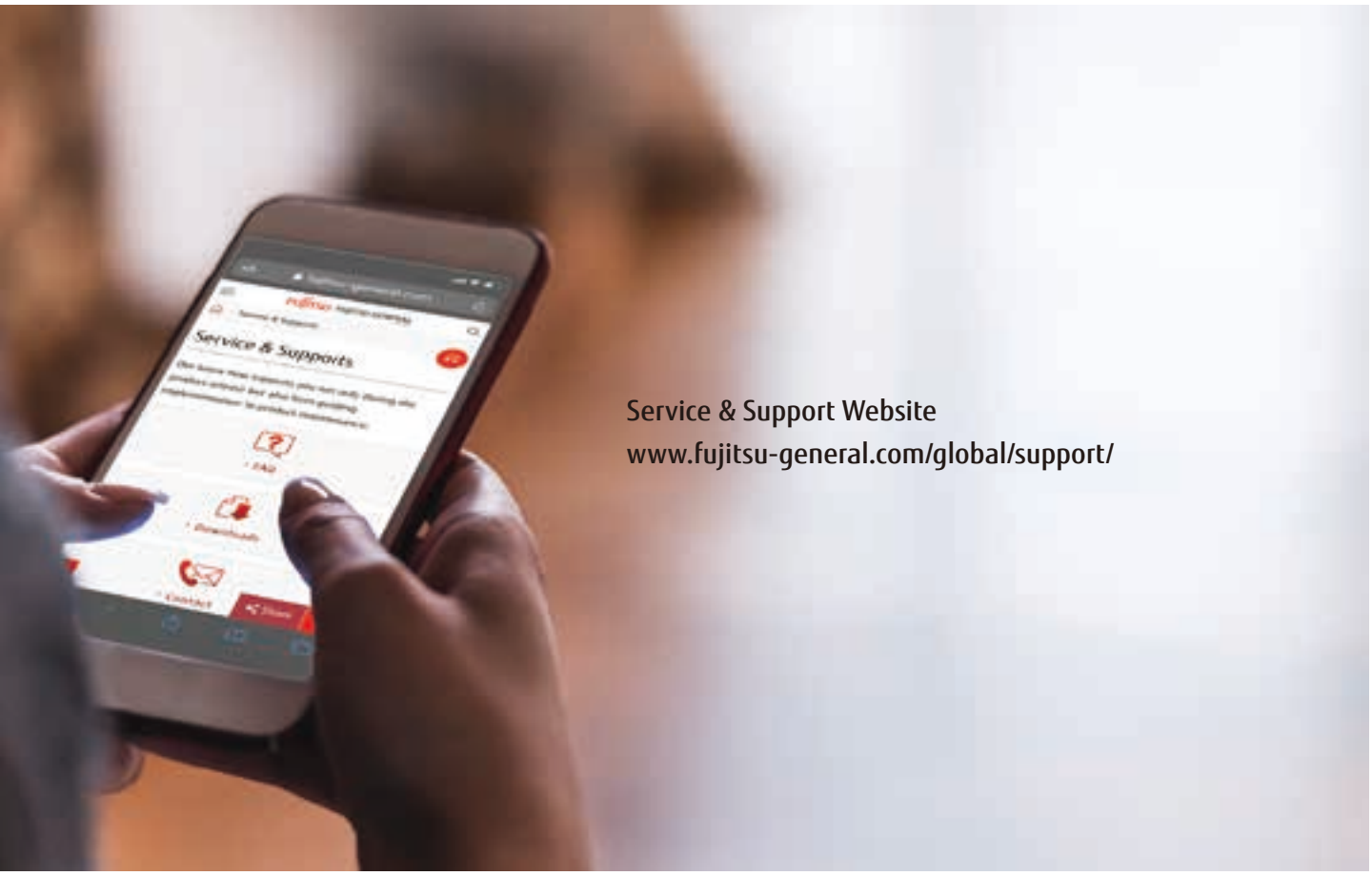

Service & Support Website
www.fujitsu-general.com/global/support/

Our knowledgeable sales and service representatives assist you, from product selection to installation and maintenance.

Category	Information material												Tool					
	Product sales training material	Product technical training material	Product news	Brochures	Promotional movies	Operation manuals	Design & Technical manuals	Certification data	2D CAD data	3D CAD (Revit) data	Installation manuals	Service manual	WATERSTAGE™ Package label creator	Design simulator (Room air conditioner, Packaged air conditioner, and VRF)	WATERSTAGE™ proposer	CFD simulation	Service tool and Web monitoring tool	Mobile technician
Product training	●	●																
Product information seeking			●	●	●	●	●											
Technical information seeking							●	●					●					
Model selection							●							●	●			
Design							●		●	●								
Verification																●		
Installation							●				●							
After-sales service												●					●	●

AIRSTAGE™ Support



Fujitsu General provides engineers and consultants with a wide range of product and technical information. In addition, we conduct research on new products and support design activities. We provide a wide range of support services from design to installation to maintain high quality.

Technical information

We provide equipment selection software that facilitates the design of air conditioning systems by providing performance data for the units and estimation for model selection.

Features

- Design & Technical manuals
- Model selection & estimation
- Certification data
- 2D/3D CAD data



2D/3D CAD data

Technical support

Technical support is offered at every stage, from design through to installation, to assist in optimizing air conditioning solutions.

Features

- CFD simulation
- Guidelines
- Commissioning support

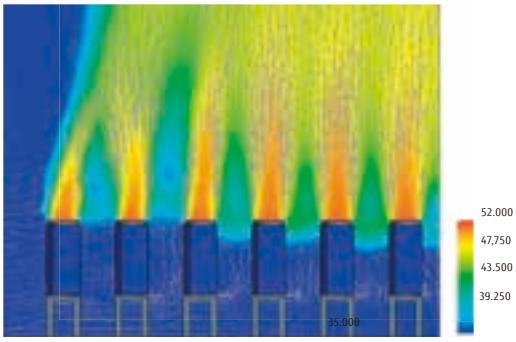

CFD simulation

Product information

Information on new models is provided in the form of documents and movies in a timely manner for release, readily downloadable from the private section of our website. Contact your Fujitsu General representative for access information.

Features

- Product news
- Brochures & manuals
- Promotional movies



www.fujitsu-general.com/uk/support/downloads/vrf/



Commissioning support



Training facilities

















Fujitsu General regularly provides professional product, technical and service training at its training facilities worldwide. These research facilities also support the development of human resources with advanced technical skills.

Features

- Designing AIRSTAGE™ systems
- On-site training for control systems

1 Head office training center in Japan
2 Training center in China
3 Asia training center in Singapore
4 Europe training center in the United Kingdom
5 Europe training center in Germany
6 America training center in the United States
7 Middle East training center in the UAE
8 Oceania training center in Australia

HVAC system design Support tool



Put the charts and pens away and design your projects on a computer using the Design simulator. Everything from selecting indoor and outdoor units, allocating controls and optional parts through to designing the piping and wiring systems is made easier using the program's built-in features.
Once the project design is complete, the Export function makes it easy to generate material lists, product specifications, and refrigerant calculations, and more. You can also export in Word, Excel, and Acrobat formats, as well as group CAD data related to your project.

Design simulator



Automatically create model selection information

- The required performance, type, and temperature conditions for each indoor unit are entered and then dragged and dropped onto the outdoor unit to automatically set each unit.
- Creates piping and wiring diagrams automatically to facilitate branching, grouping, and option settings.
- The additional refrigerant charging is automatically calculated when the pipe length is entered.
- Easy configuration of remote controller groups, central controller, and converters.
- The equipment list including the equipment information is created automatically.



Outputs in the format that matches the application

You can export your project information in a number of industry standard file formats.

- Word format (rtf) (doc)
- Excel format (csv)
- Acrobat format (pdf)
- 2D CAD data (DXF)

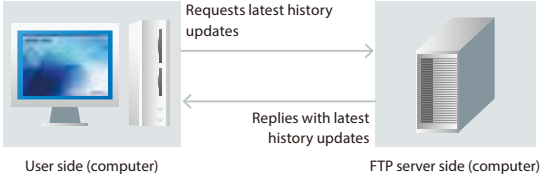

Update your Design simulator

The database can be updated easily online with the AutoUpdate function using FTP.



BIM

Building information modeling

bimobject®

www.bimobject.com/en

BIM files of Fujitsu General's products are available on BIMobject®

Fujitsu General is releasing BIM files of our products on the BIMobject® website BIMobject.com.

Outline of BIMobject®
BIMobject® is a game changer for the construction industry, offering development, maintenance, and syndication of objects on the world's largest BIM platform.







About BIM files

- BIM files can be viewed in Autodesk Revit® 2018 version or later.
- In each BIM file, the location of the connectors for the refrigerant and drain pipe is different.
- Each BIM file includes several family types.
- A catalog and specification sheet is available in Revit file format for each product.

RFA (Revit data)

A data format available for BIM-designed projects

Data content

- Shape (Size)
- Drain direction
- Pipe direction
- Power supply location
- It contains information about the above specifications.



Type catalog with product specifications



DWG

a standard data format used for Autodesk products

DXF

Intermediate data commonly available in CAD products

Data content

- Shape (Size)



*To learn more about how to use BIM files, refer to the instructional video on each product page. **youtu.be/wfL-hwFQ7dM**

WATERSTAGE™ Support tool

Fujitsu General's software for WATERSTAGE™ automatically creates a combination of WATERSTAGE™ equipment by simply providing a few parameters.
Supports multiple languages with an automatic update function.

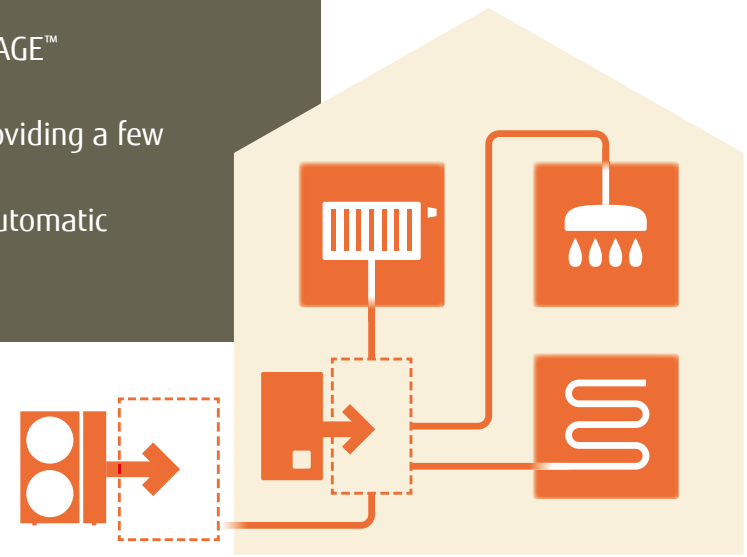

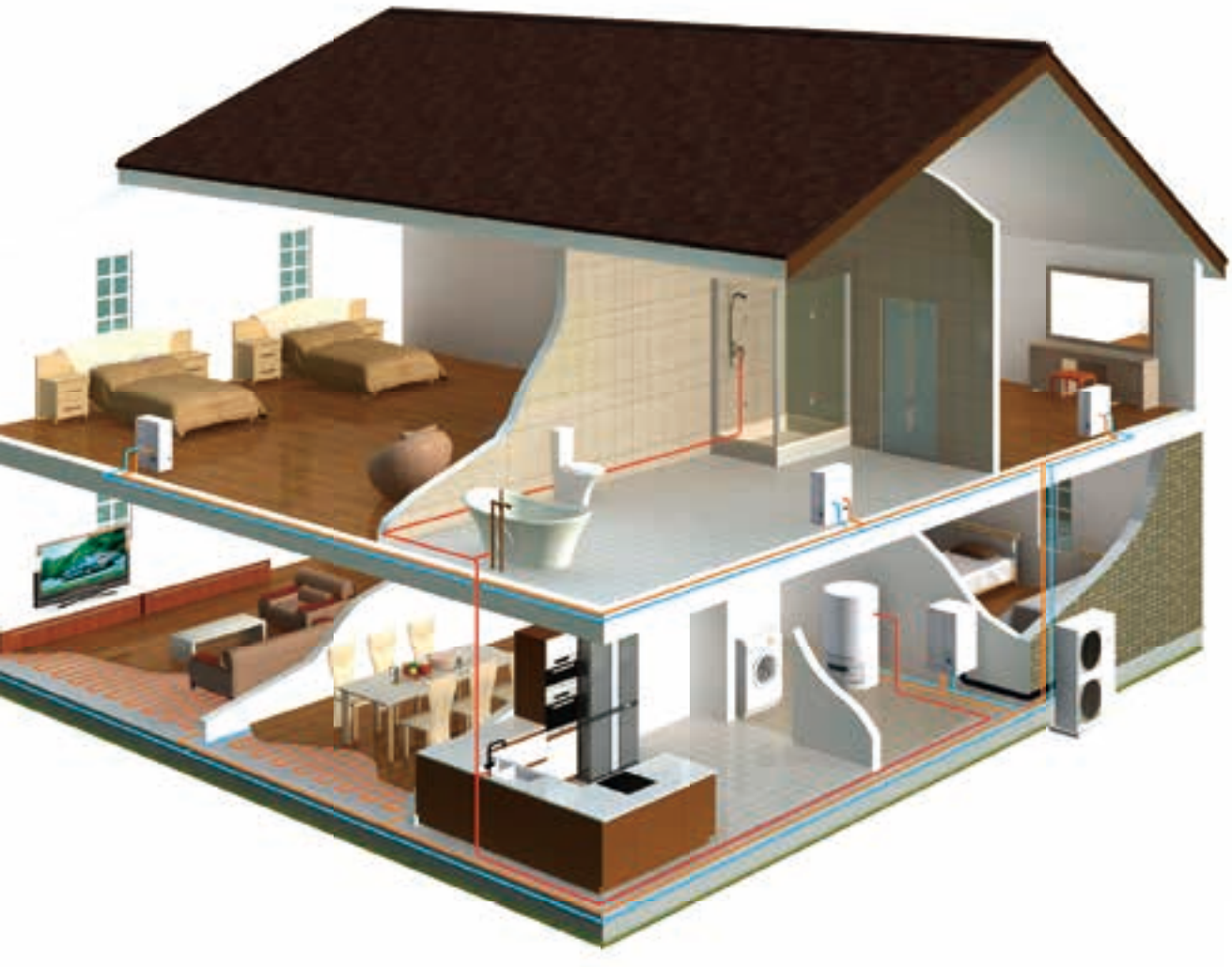

WATERSTAGE™ proposer



Selecting models with detailed technical information

- Simply enter the region where the equipment will be installed, the required heating capacity, the method of heating and other factors, and the software will select the appropriate equipment automatically.



The images of the optional items will help you configure your system correctly. If more than one WATERSTAGE™ equipment is required, all relevant option items will be selected automatically.



The selected unit can be modified after reviewing the overall system configuration.
The images and the list of devices are displayed at the same time, helping to avoid mistakes in device selection.

WATERSTAGE™ Package label creator

Download Energy labels and Fiches from our website

ErP documents such as Energy labels, Product fiches, Package labels, Package lists, Information sheets, and EC Declarations can be searched for and downloaded from our website.

We will also provide an online service in the future so that installers can easily create various package labels and package fiches for different models.

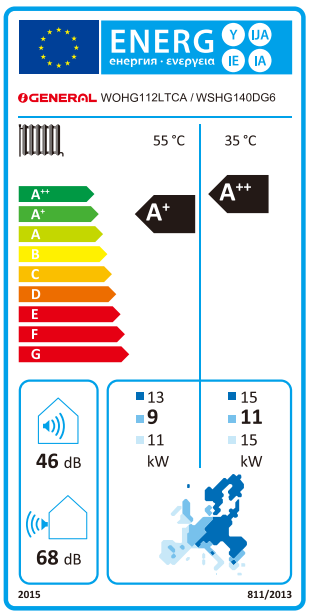

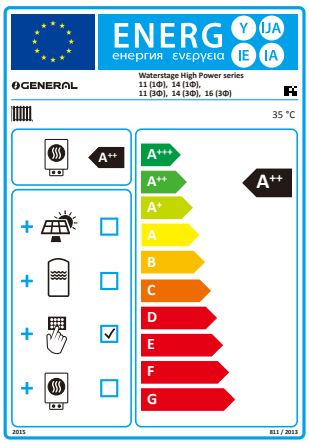

Quick service & maintenance



In the unlikely event that a problem should occur with the unit or system, a wide variety of support tools are available to assist with prompt service and maintenance anytime, anywhere, including error code displays on the product, service tools to check the detailed status of the entire system, and remote monitoring tools using the internet.

Easy maintenance & monitoring

Designed for easy maintenance

The operating status of the air conditioner and detailed trouble conditions are displayed on the 7-segment indicator lamp on the outdoor unit printed circuit board (PCB) and on the screen of the remote controller. Check the status of the unit quickly for a prompt response.

- Display the operation mode at the time.
- Discharge temperature and pressure
- Compressor operation status
- "Address/Type/Number" of the outdoor unit
- Error code

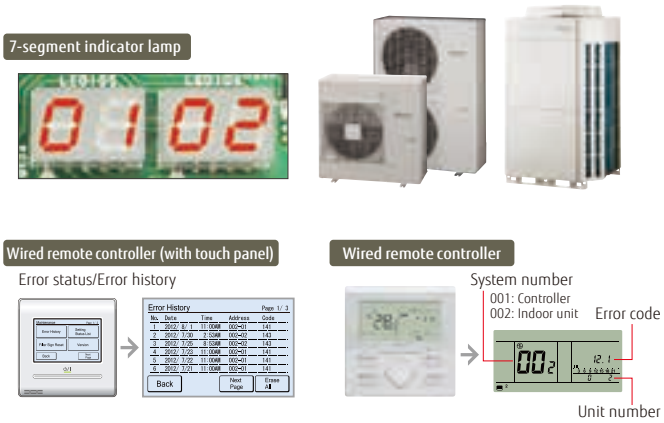

Error diagnosis by Service tool

Connect Service tool to check the status details of units, from single split to VRF, on a computer screen. Check the errors quickly for prompt countermeasures.

- Operating status/control
- Monitoring operating conditions
- Monitoring sensor data
- Indicating trend graphs
- Error history
- Indicating refrigerant circuit diagrams (for VRF)

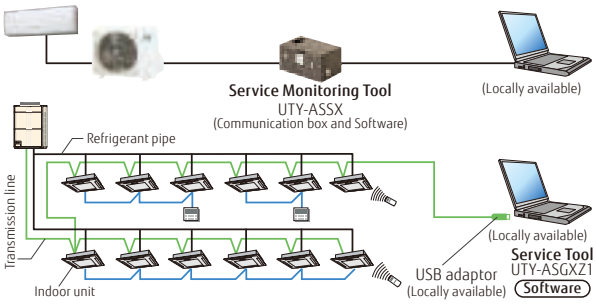

Remote monitoring

VRF system operating status and trouble status details can be monitored remotely at any time via the internet.
Prompt coordination is available with service personnel.

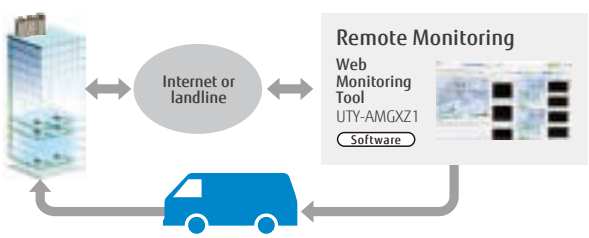



Mobile troubleshooting App for iOS and Android ™ devices

We will release an App for troubleshooting tools for iPhone, iPod touch and other Apple devices, and Android products for Fujitsu General air conditioners (Room air conditioner/ Packaged air conditioners VRF and ATW, "FGLair", and R32 calculation of allowable refrigerant capacity)

Use Error Code Check, Troubleshooting, and Sensor Check to understand the status of your air conditioner.

App Store Google Play



Mobile Technician **FREE**

Service monitoring tool for Single split, Multi-split & Air to water



- A quick overview of the temperature sensor readings and the electronic expansion valves (EEVs), fans, compressors and other control components
- It is not always easy to read the temperature sensor and know the status of the control components. So let the Service monitoring tool judge them.
- Visualizes protected operations
- Troubleshoots intermittent problems effectively
- Provides proof of normal operation to customers during periodical maintenance



Actual operating conditions



Graphs

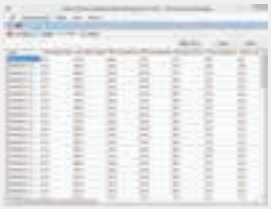

Operational histories

	UTY-ASSX
Dimensions (H × W × D) (mm)	60 × 160 × 160
Weight (g)	500

Service tool

UTY-ASGXZ1

Extensive monitoring and analysis functions that make installation and maintenance easier

- The operation status of the system can be monitored and analyzed to detect any malfunctions.
- Data on the operation status of the system can be stored on a computer to allow for remote access.
- Up to 400 indoor units in a single VRF network system can be controlled and monitored for a large building or hotel.
- This software can be connected to any point of transmission line with a USB adapter (locally available).

* Saved data can be displayed offline. Note that the data saved by the following software applications cannot be displayed.
  - UTR-YSTB/UTR-YSTC (Service tool)
  - UTR-YMSA (Web monitoring tool)

Automatic operation check for refrigeration cycles

Once installed, the Service tool automatically checks for refrigeration cycles. The self-diagnosis function determines whether each sensor value is normal, which reduces the need for manual checks. The result of a diagnosis can be provided in a report.





Use the result of a self-diagnosis only as a guide and use your own judgment to make a final decision.

These sensor values are checked automatically:

- ☑ the discharge temperature is normal, "OK"
- ☑ the super heat volume is normal, "OK"
- ☑ the high pressure pipe value is normal, "OK"
- ☑ the low pressure pipe value is normal, "OK"

And the values for other items will also be diagnosed.



Remote technical support and maintenance

On-site check screen can be shared between on-site staff and a service technician in a remote location. When a service technician visits the site for troubleshooting, the system's operation status can be shared in real time with a remote service center for assistance. On-site staff can have an online chat with a remote service center to get further assistance.

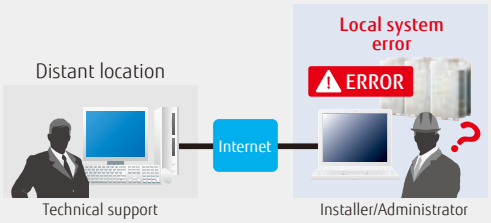

Trend charts

Previous-generation application could display only 3 sets of data from sensors. However, the current generation of the service tool displays multiple charts simultaneously so that refrigeration cycles can be monitored and checked in greater detail.

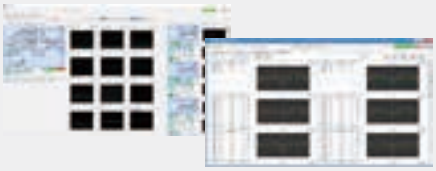

Computer requirements

	UTY-ASGXZ1
Operating system	• Microsoft® Windows® 7 Professional (32-bit or 64-bit) SP1 • Microsoft® Windows® 8.1 Pro (32-bit or 64-bit) • Microsoft® Windows® 10 Pro (32-bit or 64-bit)
CPU	1 GHz or higher
Memory	• 1 GB or more (for Windows® 7 [32-bit], Windows® 8.1 [32-bit], and Windows® 10 [32-bit]) • 2 GB or more (for Windows® 7 [64-bit], Windows® 8.1 [64-bit], and Windows® 10 [64-bit])
HDD	40 GB or more of free space
Screen resolution	1366 × 768 pixels or higher
Interface	• USB port for U10 USB Network interface and software protection key
Software	Internet Explorer® 11 or Microsoft Edge

Packing list

Name	Quantity	Application
White-USB-key (Software protection key)	1	Software protection key to be connected to a USB port on a Service tool-installed computer. This software runs only on a computer with WibuKey.

•Computer requirements
•Echelon® U10 USB Network Interface – TP/FT-10 Channel (Model namer: 75010R) (Required for each VRF Network)

Web monitoring tool

UTY-AMGXZ1

Features

- Troubleshooting is performed by monitoring each air conditioning unit remotely during a periodical system check.
- An error notification is automatically transmitted to several locations via the internet*1.
- Requires either a dedicated internet connection or landline to operate.
- The occurrence of an error can be confirmed through an error alert and equipment status information obtained from a remote location.
- Monitoring data can be downloaded in a remote location. These data can be accessed and displayed even when the service tool is in offline mode.
- Can be viewed on the monitoring computer's Web browser without installing any special software.

*1: Internet e-mail access required.

Web Monitoring System

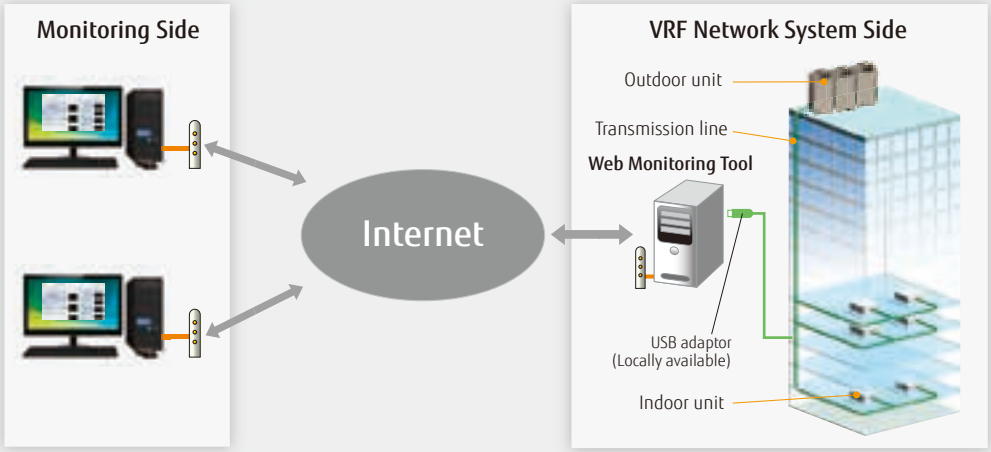

Supporting up to 4 VRF network systems

Up to 4 USB adapters can be connected to a computer, enabling the monitoring of up to 1,600 indoor units.

Suitable for use in a large building or hotel.

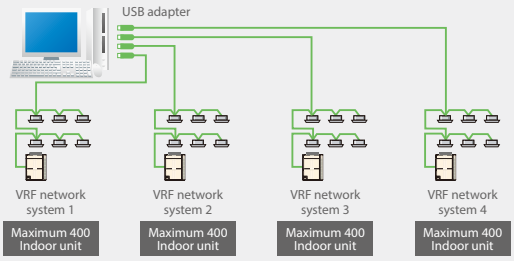

Computer requirements

	UTY-AMGXZ1
Operating system	• Microsoft® Windows® 7 Professional (32-bit or 64-bit) SP1 • Microsoft® Windows® 8.1 Pro (32-bit or 64-bit) • Microsoft® Windows® 10 Pro (32-bit or 64-bit)
CPU	1 GHz or higher
Memory	• 1 GB or more (for Windows® 7 [32-bit], Windows® 8.1 [32-bit], and Windows® 10 [32-bit]) • 2 GB or more (for Windows® 7 [64-bit], Windows® 8.1 [64-bit], and Windows® 10 [64-bit])
HDD	40 GB or more of free space
Screen resolution	1366 × 768 pixels or higher
Interface	• USB ports (one for U10 USB Network interface and up to 4 ports for software protection keys) • Interface for remote connection: - Landline: Modem is required. - Internet using LAN: Ethernet port is required.
Software	Internet Explorer® 11 or Microsoft Edge

Packing list

Name	Quantity	Application
White-USB-key (Software protection key)	1	Software protection key to be connected to a USB port on a Service tool-installed computer. This software runs only on a computer with WibuKey.

•Computer requirements
•Echelon® U10 USB Network Interface – TP/FT-10 Channel (Model name: 75010R) (Required for each VRF Network)

Notice regarding specifications

I.U. = Indoor Unit O.U. = Outdoor Unit Qu = Quiet ✱ = Not decided yet

- Specifications and design are subject to change without notice for future improvement.
- For further details, check with our authorized dealers.
- Cooling and heating capacities are based on the following conditions:

Cooling	Indoor temp. : 27°C DB/19°C WB Outdoor temp.: 35°C DB/24°C WB	Heating	Indoor temp. : 20°C DB Outdoor temp.: 7°C DB/6°C WB

- Performance tests are conducted in accordance with EN14511.
- Seasonal efficiency tests are conducted in accordance with EN14825.
- Sound power tests are conducted in accordance with EN12102.

CE

Fujitsu General (Thailand) Co., Ltd.

TÜV ISO 9001 01 100 075229 ISO 14001 01 104 9245

ISO 9001 Certification number: 01 100 075229
ISO 14001 Certification number: 01 104 9245

Fujitsu General (Shanghai) Co., Ltd.

ISO 9001 Certification number: 01 100 79269

ISO 14001 Certification number: CNBJ312244-UK

Fujitsu General Central Air-conditioner (Wuxi) Co., Ltd.

ISO 9001 Certification number: 15917Q20073R5M

ISO 14001 Certification number: 15918E20021R5M

- The products and equipment listed in this catalog contain fluorinated greenhouse gases.
- "AIRSTAGE" and "WATERSTAGE" are trademarks of Fujitsu General Limited worldwide, and are registered trademarks in Japan and other countries and regions.
- "nocria" is a trademark of Fujitsu General Limited worldwide.
- "PGLair" is a trademark of Fujitsu General Limited worldwide.
- " " is a trademark of Fujitsu General Limited.
- iPhone and iPod touch are trademarks of Apple Inc., registered in the United States and other countries.
- "Microsoft," "Windows," and "Direct X" are trademarks of Microsoft Corporation in the United States and other countries.
- "Intesis" is a registered trademark of HMS Industrial Networks in the European Union and is trademarked in the rest of the world.
- "IntesisHome" is a registered trademark of Intesis Software S.L.
- "BACnet" is a trademark and registered trademark of the American Society of Heating, Refrigerating and Air-Conditioning Engineers, Inc.
- "MODBUS" is a registered trademark of Schneider Electric.
- "LONWORKS" and "Echelon" are trademarks of Echelon Corporation registered in the United States and other countries.
- "Adobe" and "Acrobat Reader "are either registered trademarks or trademarks of Adobe in the United States and/or other countries.
- "Android" is a trademark of Google LLC.
- Other company and product names mentioned in this document may be the registered trademarks, trademarks or trade names of their respective owners.

Distributed by:



FUJITSU GENERAL LIMITED
3-3-17, Suenaga, Takatsu-ku, Kawasaki, Kanagawa, 213-8502, Japan
www.fujitsu-general.com

Copyright© 2008-2022 Fujitsu General Limited. All rights reserved. 3EG030-2112E