

Information sheet (Lot.10)

This information includes the results of calculation of the seasonal energy consumption and efficiency for air conditioner in regards to ErP pursuant to the Commission Regulation(EU) No.206/2012 and No.626/2011.

Information to identify the model(s) to which the information relates to:

TYPE : AIR CONDITIONER
 : SINGLE SPLIT
 : WALL MOUNTED
 Indoor unit(s) : ASYG09LZCA
 Outdoor unit : AOYG09LZCAN
 BRAND : FUJITSU

N/A = Not Applicable

Function			
Cooling	Yes	Average	Yes
Heating	Yes	Warmer	No
		Colder	No

Design load				Seasonal efficiency			
Item	Symbol	Value	Unit	Item	Symbol	Value	Unit
Cooling	Pdesignc	2.5	kW	Cooling	SEER	9.51	-
Heating/Average	Pdesigh	2.5	kW	Heating/Average	SCOP/A	5.31	-
Heating/Warmer	Pdesigh	N/A	kW	Heating/Warmer	SCOP/W	N/A	-
Heating/Colder	Pdesigh	N/A	kW	Heating/Colder	SCOP/C	N/A	-

Cooling							
Declared capacity for cooling, at indoor temperature 27 (19) °C and outdoor temperature Tj				Declared energy efficiency ratio, at indoor temperature 27 (19) °C and outdoor temperature Tj			
Item	Symbol	Value	Unit	Item	Symbol	Value	Unit
Tj = 35°C	Pdc	2.50	kW	Tj = 35°C	EER d	5.21	-
Tj = 30°C	Pdc	1.84	kW	Tj = 30°C	EER d	7.86	-
Tj = 25°C	Pdc	1.18	kW	Tj = 25°C	EER d	13.14	-
Tj = 20°C	Pdc	1.27	kW	Tj = 20°C	EER d	17.52	-

Heating/Average							
Declared capacity for heating/Average season, at indoor temperature 20 °C and outdoor temperature Tj				Declared coefficient of performance/Average season, at indoor temperature 20 °C and outdoor temperature Tj			
Item	Symbol	Value	Unit	Item	Symbol	Value	Unit
Tj = -7°C	Pdh	2.21	kW	Tj = -7°C	COPd	3.66	-
Tj = 2°C	Pdh	1.35	kW	Tj = 2°C	COPd	5.59	-
Tj = 7°C	Pdh	0.87	kW	Tj = 7°C	COPd	6.30	-
Tj = 12°C	Pdh	0.87	kW	Tj = 12°C	COPd	6.84	-
Tj = bivalent temperature	Pdh	2.50	kW	Tj = bivalent temperature	COPd	3.39	-
Tj = operating limit	Pdh	1.40	kW	Tj = operating limit	COPd	2.17	-

Heating/Warmer							
Declared capacity for heating/Warmer season, at indoor temperature 20 °C and outdoor temperature Tj				Declared coefficient of performance/Warmer season, at indoor temperature 20 °C and outdoor temperature Tj			
Item	Symbol	Value	Unit	Item	Symbol	Value	Unit
Tj = 2°C	Pdh	N/A	kW	Tj = 2°C	COPd	N/A	-
Tj = 7°C	Pdh	N/A	kW	Tj = 7°C	COPd	N/A	-
Tj = 12°C	Pdh	N/A	kW	Tj = 12°C	COPd	N/A	-
Tj = bivalent temperature	Pdh	N/A	kW	Tj = bivalent temperature	COPd	N/A	-
Tj = operating limit	Pdh	N/A	kW	Tj = operating limit	COPd	N/A	-

Heating/Colder							
Declared capacity for heating/Colder season, at indoor temperature 20 °C and outdoor temperature Tj				Declared coefficient of performance/Colder season, at indoor temperature 20 °C and outdoor temperature Tj			
Item	Symbol	Value	Unit	Item	Symbol	Value	Unit
Tj = -7°C	Pdh	N/A	kW	Tj = -7°C	COPd	N/A	-
Tj = 2°C	Pdh	N/A	kW	Tj = 2°C	COPd	N/A	-
Tj = 7°C	Pdh	N/A	kW	Tj = 7°C	COP d	N/A	-
Tj = 12°C	Pdh	N/A	kW	Tj = 12°C	COP d	N/A	-
Tj = bivalent temperature	Pdh	N/A	kW	Tj = bivalent temperature	COP d	N/A	-
Tj = operating limit	Pdh	N/A	kW	Tj = operating limit	COP d	N/A	-
Tj=-15°C	Pdh	N/A	kW	Tj = -15°C	COP d	N/A	-

Bivalent temperature				Operating limit temperature			
Item	Symbol	Value	Unit	Item	Symbol	Value	Unit
Heating/Average	T _{biv}	-10	°C	Heating/Average	T _{ol}	-25	°C
Heating/Warmer	T _{biv}	N/A	°C	Heating/Warmer	T _{ol}	N/A	°C
Heating/Colder	T _{biv}	N/A	°C	Heating/Colder	T _{ol}	N/A	°C

Cycling interval capacity				Cycling interval efficiency			
Item	Symbol	Value	Unit	Item	Symbol	Value	Unit
For cooling	P _{cycc}	N/A	kW	For cooling	EER _{cycc}	N/A	-
For heating	P _{cyhc}	N/A	kW	For heating	COP _{cyhc}	N/A	-
Degradation coefficient cooling	C _{dc}	0.25	-	Degradation coefficient heating	C _{dh}	0.25	-

Electric power input in power modes other than 'active mode'				Annual electricity consumption			
Item	Symbol	Value	Unit	Item	Symbol	Value	Unit
Off mode (Cooling/Heating)	P _{OFF}	5.0/5.0	W	Cooling	Q _{CE}	92	kWh/a
Standby mode (Cooling/Heating)	P _{SB}	5.0/5.0	W	Heating/Average	Q _{HE}	659	kWh/a
Thermostat-off mode (Cooling/Heating)	P _{TO}	1.0/11.0	W	Heating/Warmer	Q _{HE}	N/A	kWh/a
Crankcase heater mode (Cooling/Heating)	P _{CK}	0.0/29.0	W	Heating/Colder	Q _{HE}	N/A	kWh/a

Capacity control		Other items			
Item	Y/N	Item	Symbol	Value	Unit
Fixed	No	Sound power level (Indoor/Outdoor)	L _{WA}	56.0/52.0	dB(A)
Staged	No	Global warming potential	GWP	2088	kgCO ₂ eq.
Variable	Yes	Rated air flow (Indoor/Outdoor)	-	830/1350	m ³ /h

Contact details for obtaining more information	FUJITSU GENERAL LIMITED 3-3-17, Suenaga, Takatsu-ku, Kawasaki, 213-8502, Japan
--	---

V20121214



ENERG

енергия · ενεργεια



FUJITSU

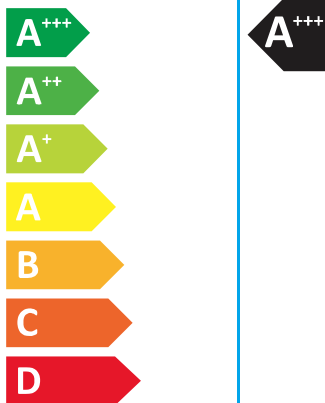
AOYG09LZCAN/ASYG09LZCA

SEER



kW 2,5
SEER 9,5
kWh/annum 92

SCOP



kW	X	2,5	X
SCOP	X	5,3	X
kWh/annum	X	659	X



56dB



52dB



ENERGIA · ЕНЕРГИЯ · ΕΝΕΡΓΕΙΑ · ENERGIJA · ENERGY · ENERGIE · ENERGI
626/2011

9321251429

Information sheet (Lot.10)

This information includes the results of calculation of the seasonal energy consumption and efficiency for air conditioner in regards to ErP pursuant to the Commission Regulation(EU) No.206/2012 and No.626/2011.

Information to identify the model(s) to which the information relates to:

TYPE : AIR CONDITIONER
 : SINGLE SPLIT
 : WALL MOUNTED
 Indoor unit(s) : ASYG12LZCA
 Outdoor unit : AOYG12LZCAN
 BRAND : FUJITSU

N/A = Not Applicable

Function			
Cooling	Yes	Average	Yes
Heating	Yes	Warmer	No
		Colder	No

Design load				Seasonal efficiency			
Item	Symbol	Value	Unit	Item	Symbol	Value	Unit
Cooling	Pdesignc	3.5	kW	Cooling	SEER	8.60	-
Heating/Average	Pdesigh	3.5	kW	Heating/Average	SCOP/A	4.93	-
Heating/Warmer	Pdesigh	N/A	kW	Heating/Warmer	SCOP/W	N/A	-
Heating/Colder	Pdesigh	N/A	kW	Heating/Colder	SCOP/C	N/A	-

Cooling							
Declared capacity for cooling, at indoor temperature 27 (19) °C and outdoor temperature Tj				Declared energy efficiency ratio, at indoor temperature 27 (19) °C and outdoor temperature Tj			
Item	Symbol	Value	Unit	Item	Symbol	Value	Unit
Tj = 35°C	Pdc	3.50	kW	Tj = 35°C	EER d	4.38	-
Tj = 30°C	Pdc	2.58	kW	Tj = 30°C	EER d	6.43	-
Tj = 25°C	Pdc	1.66	kW	Tj = 25°C	EER d	10.89	-
Tj = 20°C	Pdc	1.27	kW	Tj = 20°C	EER d	17.52	-

Heating/Average							
Declared capacity for heating/Average season, at indoor temperature 20 °C and outdoor temperature Tj				Declared coefficient of performance/Average season, at indoor temperature 20 °C and outdoor temperature Tj			
Item	Symbol	Value	Unit	Item	Symbol	Value	Unit
Tj = -7°C	Pdh	3.10	kW	Tj = -7°C	COPd	3.48	-
Tj = 2°C	Pdh	1.88	kW	Tj = 2°C	COPd	4.67	-
Tj = 7°C	Pdh	1.21	kW	Tj = 7°C	COPd	6.82	-
Tj = 12°C	Pdh	0.87	kW	Tj = 12°C	COPd	6.84	-
Tj = bivalent temperature	Pdh	3.50	kW	Tj = bivalent temperature	COPd	2.78	-
Tj = operating limit	Pdh	2.44	kW	Tj = operating limit	COPd	2.27	-

Heating/Warmer							
Declared capacity for heating/Warmer season, at indoor temperature 20 °C and outdoor temperature Tj				Declared coefficient of performance/Warmer season, at indoor temperature 20 °C and outdoor temperature Tj			
Item	Symbol	Value	Unit	Item	Symbol	Value	Unit
Tj = 2°C	Pdh	N/A	kW	Tj = 2°C	COPd	N/A	-
Tj = 7°C	Pdh	N/A	kW	Tj = 7°C	COPd	N/A	-
Tj = 12°C	Pdh	N/A	kW	Tj = 12°C	COPd	N/A	-
Tj = bivalent temperature	Pdh	N/A	kW	Tj = bivalent temperature	COPd	N/A	-
Tj = operating limit	Pdh	N/A	kW	Tj = operating limit	COPd	N/A	-

Heating/Colder							
Declared capacity for heating/Colder season, at indoor temperature 20 °C and outdoor temperature Tj				Declared coefficient of performance/Colder season, at indoor temperature 20 °C and outdoor temperature Tj			
Item	Symbol	Value	Unit	Item	Symbol	Value	Unit
Tj = -7°C	Pdh	N/A	kW	Tj = -7°C	COPd	N/A	-
Tj = 2°C	Pdh	N/A	kW	Tj = 2°C	COPd	N/A	-
Tj = 7°C	Pdh	N/A	kW	Tj = 7°C	COP d	N/A	-
Tj = 12°C	Pdh	N/A	kW	Tj = 12°C	COP d	N/A	-
Tj = bivalent temperature	Pdh	N/A	kW	Tj = bivalent temperature	COP d	N/A	-
Tj = operating limit	Pdh	N/A	kW	Tj = operating limit	COP d	N/A	-
Tj=-15°C	Pdh	N/A	kW	Tj = -15°C	COP d	N/A	-

Bivalent temperature				Operating limit temperature			
Item	Symbol	Value	Unit	Item	Symbol	Value	Unit
Heating/Average	T _{biv}	-10	°C	Heating/Average	T _{ol}	-25	°C
Heating/Warmer	T _{biv}	N/A	°C	Heating/Warmer	T _{ol}	N/A	°C
Heating/Colder	T _{biv}	N/A	°C	Heating/Colder	T _{ol}	N/A	°C

Cycling interval capacity				Cycling interval efficiency			
Item	Symbol	Value	Unit	Item	Symbol	Value	Unit
For cooling	P _{cycc}	N/A	kW	For cooling	EER _{cycc}	N/A	-
For heating	P _{cyhc}	N/A	kW	For heating	COP _{cyhc}	N/A	-
Degradation coefficient cooling	C _{dc}	0.25	-	Degradation coefficient heating	C _{dh}	0.25	-

Electric power input in power modes other than 'active mode'				Annual electricity consumption			
Item	Symbol	Value	Unit	Item	Symbol	Value	Unit
Off mode (Cooling/Heating)	P _{OFF}	5.0/5.0	W	Cooling	Q _{CE}	142	kWh/a
Standby mode (Cooling/Heating)	P _{SB}	5.0/5.0	W	Heating/Average	Q _{HE}	993	kWh/a
Thermostat-off mode (Cooling/Heating)	P _{TO}	1.0/11.0	W	Heating/Warmer	Q _{HE}	N/A	kWh/a
Crankcase heater mode (Cooling/Heating)	P _{CK}	0.0/29.0	W	Heating/Colder	Q _{HE}	N/A	kWh/a

Capacity control		Other items			
Item	Y/N	Item	Symbol	Value	Unit
Fixed	No	Sound power level (Indoor/Outdoor)	L _{WA}	56.0/57.0	dB(A)
Staged	No	Global warming potential	GWP	2088	kgCO ₂ eq.
Variable	Yes	Rated air flow (Indoor/Outdoor)	-	830/1680	m ³ /h


Contact details for obtaining more information	FUJITSU GENERAL LIMITED 3-3-17, Suenaga, Takatsu-ku, Kawasaki, 213-8502, Japan
--	---

V20121214



ENERG

енергия · ενεργεια



FUJITSU

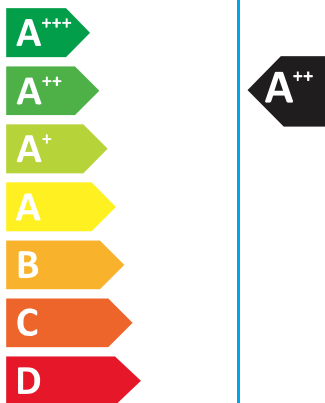
AOYG12LZCAN/ASYG12LZCA

SEER



kW 3,5
SEER 8,6
kWh/annum 142

SCOP



kW	X	3,5	X
SCOP	X	4,9	X
kWh/annum	X	993	X



56dB



57dB



ENERGIA · ЕНЕРГИЯ · ΕΝΕΡΓΕΙΑ · ENERGIJA · ENERGY · ENERGIE · ENERGI
626/2011

9321251436

Information sheet (Lot.10)

This information includes the results of calculation of the seasonal energy consumption and efficiency for air conditioner in regards to ErP pursuant to the Commission Regulation(EU) No.206/2012 and No.626/2011.

Information to identify the model(s) to which the information relates to:

TYPE : AIR CONDITIONER
 : SINGLE SPLIT
 : WALL MOUNTED
 Indoor unit(s) : ASYG14LZCA
 Outdoor unit : AOYG14LZCAN
 BRAND : FUJITSU

N/A = Not Applicable

Function			
Cooling	Yes	Average	Yes
Heating	Yes	Warmer	No
		Colder	No

Design load				Seasonal efficiency			
Item	Symbol	Value	Unit	Item	Symbol	Value	Unit
Cooling	Pdesignc	4.2	kW	Cooling	SEER	7.92	-
Heating/Average	Pdesigh	4.2	kW	Heating/Average	SCOP/A	4.44	-
Heating/Warmer	Pdesigh	N/A	kW	Heating/Warmer	SCOP/W	N/A	-
Heating/Colder	Pdesigh	N/A	kW	Heating/Colder	SCOP/C	N/A	-

Cooling							
Declared capacity for cooling, at indoor temperature 27 (19) °C and outdoor temperature Tj				Declared energy efficiency ratio, at indoor temperature 27 (19) °C and outdoor temperature Tj			
Item	Symbol	Value	Unit	Item	Symbol	Value	Unit
Tj = 35°C	Pdc	4.20	kW	Tj = 35°C	EER d	4.00	-
Tj = 30°C	Pdc	3.09	kW	Tj = 30°C	EER d	6.26	-
Tj = 25°C	Pdc	1.99	kW	Tj = 25°C	EER d	10.55	-
Tj = 20°C	Pdc	1.77	kW	Tj = 20°C	EER d	12.56	-

Heating/Average							
Declared capacity for heating/Average season, at indoor temperature 20 °C and outdoor temperature Tj				Declared coefficient of performance/Average season, at indoor temperature 20 °C and outdoor temperature Tj			
Item	Symbol	Value	Unit	Item	Symbol	Value	Unit
Tj = -7°C	Pdh	3.72	kW	Tj = -7°C	COPd	2.93	-
Tj = 2°C	Pdh	2.26	kW	Tj = 2°C	COPd	4.52	-
Tj = 7°C	Pdh	1.45	kW	Tj = 7°C	COPd	5.55	-
Tj = 12°C	Pdh	1.58	kW	Tj = 12°C	COPd	6.40	-
Tj = bivalent temperature	Pdh	4.20	kW	Tj = bivalent temperature	COPd	2.68	-
Tj = operating limit	Pdh	3.19	kW	Tj = operating limit	COPd	2.25	-

Heating/Warmer							
Declared capacity for heating/Warmer season, at indoor temperature 20 °C and outdoor temperature Tj				Declared coefficient of performance/Warmer season, at indoor temperature 20 °C and outdoor temperature Tj			
Item	Symbol	Value	Unit	Item	Symbol	Value	Unit
Tj = 2°C	Pdh	N/A	kW	Tj = 2°C	COPd	N/A	-
Tj = 7°C	Pdh	N/A	kW	Tj = 7°C	COPd	N/A	-
Tj = 12°C	Pdh	N/A	kW	Tj = 12°C	COPd	N/A	-
Tj = bivalent temperature	Pdh	N/A	kW	Tj = bivalent temperature	COPd	N/A	-
Tj = operating limit	Pdh	N/A	kW	Tj = operating limit	COPd	N/A	-

Heating/Colder							
Declared capacity for heating/Colder season, at indoor temperature 20 °C and outdoor temperature Tj				Declared coefficient of performance/Colder season, at indoor temperature 20 °C and outdoor temperature Tj			
Item	Symbol	Value	Unit	Item	Symbol	Value	Unit
Tj = -7°C	Pdh	N/A	kW	Tj = -7°C	COPd	N/A	-
Tj = 2°C	Pdh	N/A	kW	Tj = 2°C	COPd	N/A	-
Tj = 7°C	Pdh	N/A	kW	Tj = 7°C	COP d	N/A	-
Tj = 12°C	Pdh	N/A	kW	Tj = 12°C	COP d	N/A	-
Tj = bivalent temperature	Pdh	N/A	kW	Tj = bivalent temperature	COP d	N/A	-
Tj = operating limit	Pdh	N/A	kW	Tj = operating limit	COP d	N/A	-
Tj=-15°C	Pdh	N/A	kW	Tj = -15°C	COP d	N/A	-

Bivalent temperature				Operating limit temperature			
Item	Symbol	Value	Unit	Item	Symbol	Value	Unit
Heating/Average	T _{biv}	-10	°C	Heating/Average	T _{ol}	-25	°C
Heating/Warmer	T _{biv}	N/A	°C	Heating/Warmer	T _{ol}	N/A	°C
Heating/Colder	T _{biv}	N/A	°C	Heating/Colder	T _{ol}	N/A	°C

Cycling interval capacity				Cycling interval efficiency			
Item	Symbol	Value	Unit	Item	Symbol	Value	Unit
For cooling	P _{cycc}	N/A	kW	For cooling	EER _{cycc}	N/A	-
For heating	P _{cyhc}	N/A	kW	For heating	COP _{cyhc}	N/A	-
Degradation coefficient cooling	C _{dc}	0.25	-	Degradation coefficient heating	C _{dh}	0.25	-

Electric power input in power modes other than 'active mode'				Annual electricity consumption			
Item	Symbol	Value	Unit	Item	Symbol	Value	Unit
Off mode (Cooling/Heating)	P _{OFF}	5.0/5.0	W	Cooling	Q _{CE}	186	kWh/a
Standby mode (Cooling/Heating)	P _{SB}	5.0/5.0	W	Heating/Average	Q _{HE}	1322	kWh/a
Thermostat-off mode (Cooling/Heating)	P _{TO}	1.0/10.0	W	Heating/Warmer	Q _{HE}	N/A	kWh/a
Crankcase heater mode (Cooling/Heating)	P _{CK}	0.0/35.0	W	Heating/Colder	Q _{HE}	N/A	kWh/a

Capacity control		Other items			
Item	Y/N	Item	Symbol	Value	Unit
Fixed	No	Sound power level (Indoor/Outdoor)	L _{WA}	59.0/61.0	dB(A)
Staged	No	Global warming potential	GWP	2088	kgCO ₂ eq.
Variable	Yes	Rated air flow (Indoor/Outdoor)	-	900/2050	m ³ /h

Contact details for obtaining more information	FUJITSU GENERAL LIMITED 3-3-17, Suenaga, Takatsu-ku, Kawasaki, 213-8502, Japan
--	---

V20121214



ENERG

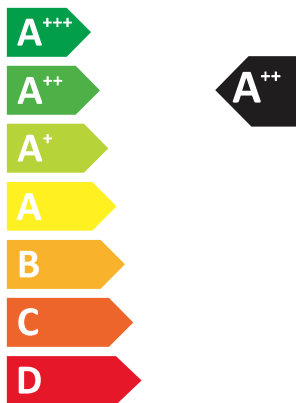
енергия · ενεργεια



FUJITSU

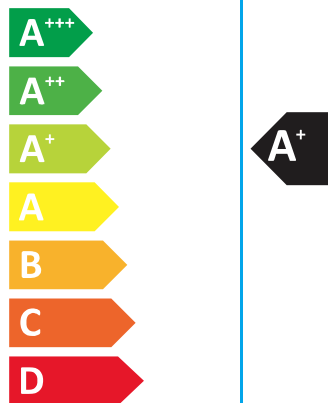
AOYG14LZCAN/ASYG14LZCA

SEER



kW 4,2
SEER 7,9
kWh/annum 186

SCOP



kW	X	4,2	X
SCOP	X	4,4	X
kWh/annum	X	1322	X



59dB



61dB



ENERGIA · ЕНЕРГИЯ · ΕΝΕΡΓΕΙΑ · ENERGIJA · ENERGY · ENERGIE · ENERGI
626/2011

9321251443